

The migration of the population of the Republic of Kazakhstan for January-December 2024

Date of publication: 10.02.2025
Date of next publication: 12.05.2025

1. Key points
2. Dynamic tables
3. Glossary
4. Methodological explanations
5. Useful links

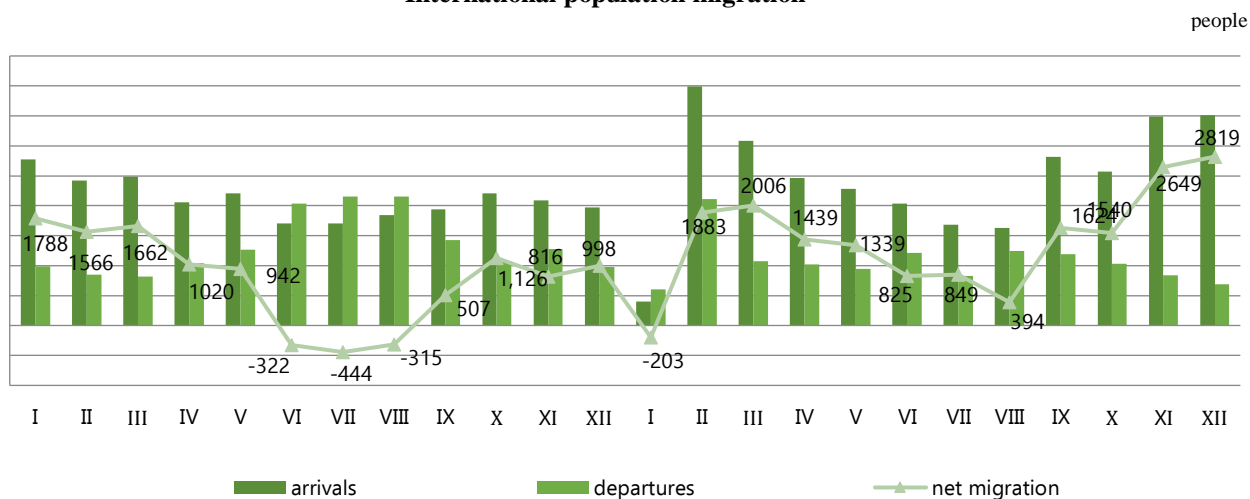
1. Key points

In January-December 2024 the number of arrivals in the country amounted 29948 to people, the number of departures from the country was 12 784 people. The net migration amounted to 17164 people;

Compared to the corresponding period in 2023 the number of arrivals in Kazakhstan increased by 17.9%, the number of decreased from Kazakhstan departures by 20.4%;

The main migration exchange of the country takes place with the CIS countries. The share of arrivals from the CIS countries was 81.1%, the share of departures to these countries was 74.9%.

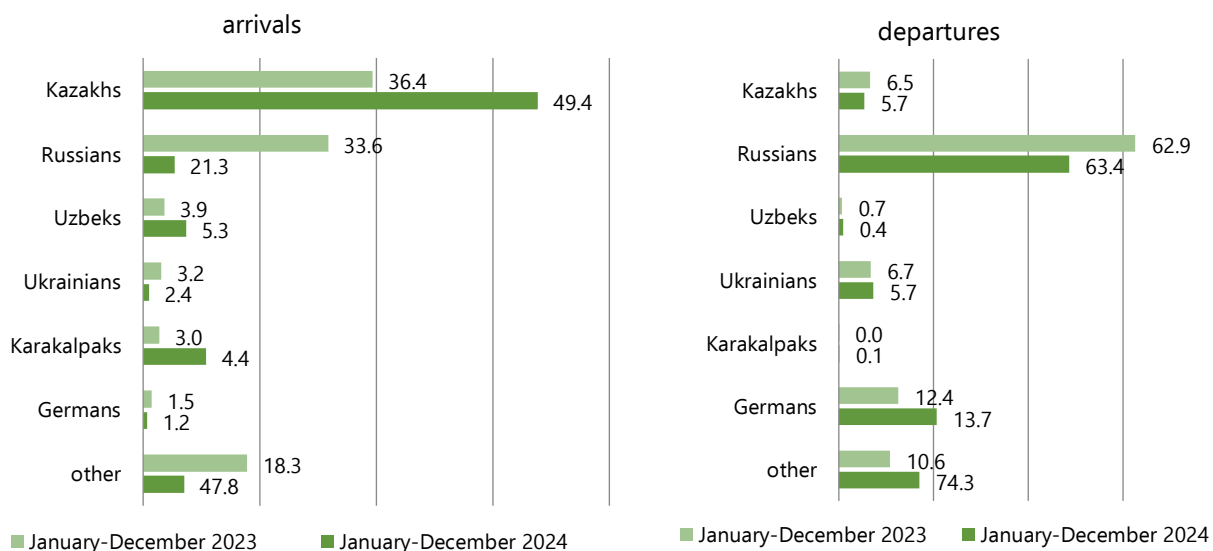
International population migration



Spreadsheets

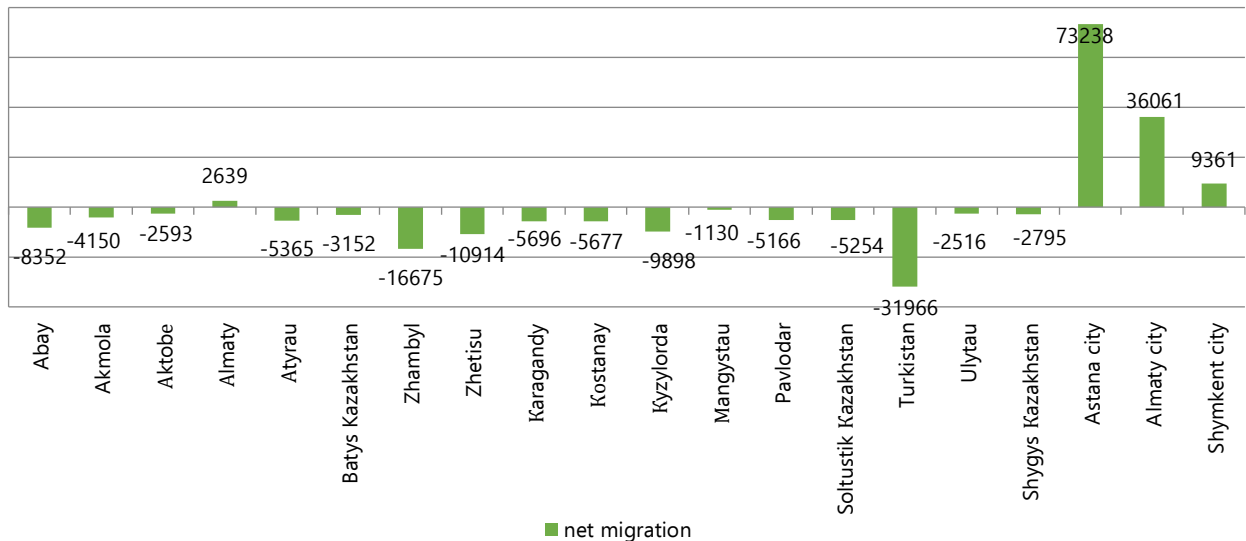
[Migration of the population for January-December 2024](#)

The structure of external migration by selected ethnic groups, as a percentage of the total number



Interregional population migration

people



The number of people moving within the country increased by 47.6% times compared to the corresponding period in 2023. In terms of interregional movements, a positive net population migration has developed in 4 regions of the country: the cities of Astana (73 238people), Almaty (36061 people), Shymkent (9361 people) and Almaty region (2639 people).

2.Dynamic tables

on years:

[External migration of the population](#)

[External migration by country](#)

[The net migration](#)

by month:

[Migration population growth](#)

[External migration of the population](#)

[Internal migration of the population](#)

3. Glossary

Population migration – the movement of people (migrants) across the borders of certain regions with a change of residence;

Number of arrivals – the number of people who entered the region from outside it during the reporting period;

Number of departures – the number of people who left the region outside of it during the reporting period;

Net migration – the difference between the number of arrivals in the region during the reporting period and the number of departures from it.

4. Methodological explanations

Population migration is the movement of people (migrants) across the borders of certain regions with a change of residence.

In the current statistical accounting, the numbers of arrivals and departures are conditionally fixed, but we are talking about the numbers of arrivals and departures.

The main indicators of migration are:

the number of arrivals;

the number of departures;

migration increase (or decrease), net migration, net migration.

Migration intensity indicators characterize the frequency of cases of change of residence in the total population over a certain period. The most commonly used are general annual migration intensity rates per 1.000 population.

5. Usefullinks

[Methodology for calculating the main indicators of population migration](#)
[Population Migration, Quality Report](#)
[Migration of the population, Information and analytical system «Taldau»](#)

Responsible for the release:	Director of the Department:	Executor: K.Rysbayev	Address: 010000, Astana city
Department of Population	N. Khanzhigitov	Тел. +7 (7172) 749343	Mangilik el avenue, 8
Statistics	Tel. +7 7172 749061	E-mail:k.rysbaev@aspire.gov.kz	House of Ministries, Entrance 4

© The Agency for Strategic planning and reforms of the Republic of Kazakhstan of the Bureau of National statistics