

Small and medium business

Date of publication: 05.02.2025
Date of next publication: 15.04.2025

1. Key points

[SME in the context of organizational and legal forms](#)

[SME by type of economic activity](#)

2. Contribution of SME to the national economy

3. Glossary

4. Methodological notes

5. Links to related publications

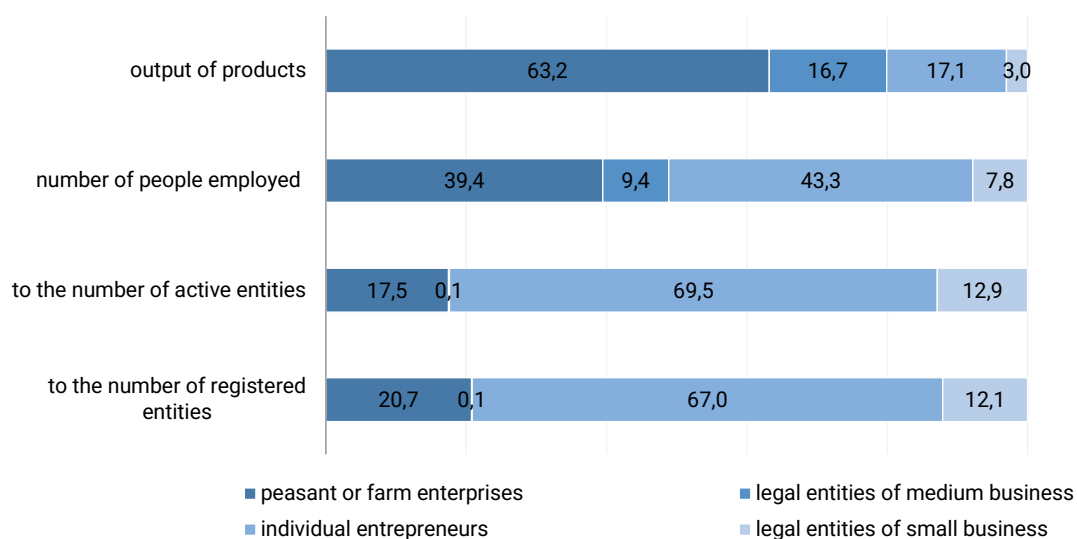
6. Useful links

1. Key points

The number of registered SME entities as of October 1, 2024 amounted to 2257,6 thousand units;
SME entities as of October 1, 2024 amounted to 2051,5 thousand units;
The number of people employed in SME as of October 1, 2024 amounted to 4373,0 thousand people;
The output of products by SME entities in January-September 2024 amounted to 57188,2 billion tenge.

The structure of the main performance indicators of SME entities for January-September of 2024

in percentages



In the total number of operating SME entities, the share of individual entrepreneurs was 69,5%, legal entities of small business – 17,5%, peasant or farm enterprises – 12,9%, legal entities of medium business – 0,1%.

SME in the context of organizational and legal forms

In terms of organizational and legal forms, the largest number of registered entities are individual entrepreneurs – 1,5 million units, of which 1,4 million units are active.

The largest number of employed falls on small enterprises – 1,7 million people and individual entrepreneurs – 1,9 million units.

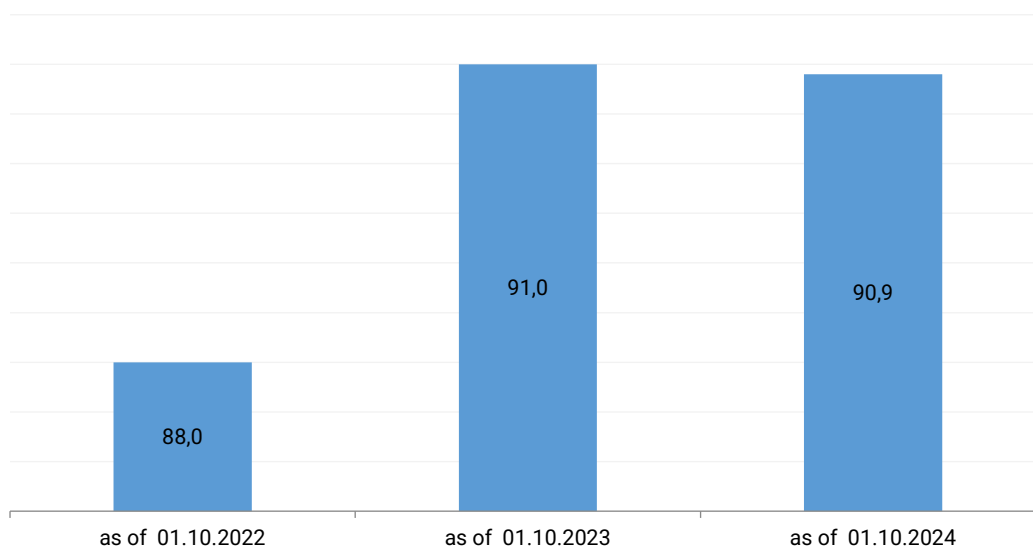
The output of small enterprises amounted to 36,1 trillion. tenge, which is 63,2% of the total output of all SME entities.

Main performance indicators of SME entities

| | October 1, 2024 | October 1, 2023 |
|---|-----------------|-----------------|
| Registered small and medium enterprises, units | 2 257 629 | 2 236 501 |
| including: | | |
| small enterprises | 468 092 | 459 362 |
| medium enterprises | 3 018 | 2 900 |
| Individual entrepreneurs | 1 512 945 | 1 494 272 |
| peasant or farms enterprises | 273 574 | 279 967 |
| Operating small and medium enterprises, units | 2 051 458 | 2 036 081 |
| including: | | |
| small enterprises | 358 526 | 356 523 |
| medium enterprises | 2 924 | 2 809 |
| individual entrepreneurs | 1 426 324 | 1 403 891 |
| peasant or farms enterprises | 263 684 | 272 858 |
| Number of people employed in small and medium enterprises, people | 4 373 010 | 4 322 093 |
| including: | | |
| in small enterprises | 1 725 001 | 1 720 915 |
| in medium enterprises | 411 890 | 397 206 |
| at individual entrepreneurs | 1 895 100 | 1 851 468 |
| In peasant or farms enterprises | 341 019 | 352 504 |
| Output of products by small and medium enterprises, million tenge | 57 188 186 | 47 187 758 |
| including: | | |
| small enterprises | 36 127 997 | 31 986 533 |
| medium enterprises | 9 565 309 | 8 547 652 |
| individual entrepreneurs | 9 770 656 | 4 832 804 |
| peasant or farms enterprises | 1 724 224 | 1 820 769 |

Share of active in the total number of registered SME entities

in percentages



The share of operating in the total number of registered SME entities amounted to 90,9%, which is 0,1 p.p. above the level of the previous year. The largest share in the regional context prevails in Turkistan (96,1%) Kyzylorda (94,8%) and Almaty (94,4%) regions. The smallest share was recorded in Astana (87,6%) city.

Main performance indicators of SME entities

| | On October 1, 2024 | | On October 1, 2023 | |
|-------------------------------|--|--|--|--|
| | to the number of registered SME entities, units init | to the number of active SME entities, units init | to the number of registered SME entities, units init | to the number of active SME entities, units init |
| Republic of Kazakhstan | 2 257 629 | 2 051 458 | 2 236 501 | 2 036 081 |
| Abay | 58 606 | 54 119 | 59 654 | 54 263 |
| Akmola | 64 503 | 59 102 | 63 963 | 58 703 |
| Aktobe | 93 248 | 84 642 | 96 860 | 87 270 |
| Almaty | 149 236 | 140 835 | 143 797 | 135 457 |
| Atyrau | 68 666 | 62 537 | 73 604 | 67 136 |
| Batys Kazakhstan | 63 029 | 57 802 | 64 755 | 58 853 |
| Zhambyl | 119 554 | 104 783 | 121 256 | 108 642 |
| Zhetisu | 64 607 | 60 143 | 65 421 | 59 829 |
| Karagandy | 112 278 | 101 815 | 113 065 | 100 448 |
| Kostanay | 69 789 | 65 609 | 70 158 | 65 681 |
| Kyzylorda | 69 198 | 65 603 | 76 312 | 71 631 |
| Mangystau | 84 014 | 76 833 | 88 502 | 82 428 |
| Pavlodar | 62 733 | 56 697 | 62 104 | 55 492 |
| Soltustik Kazakhstan | 38 969 | 35 729 | 38 867 | 35 304 |
| Turkistan | 217 107 | 208 703 | 217 752 | 213 164 |
| Ulytau | 19 677 | 18 501 | 20 625 | 19 220 |
| Shygys Kazakhstan | 70 247 | 62 836 | 72 588 | 64 851 |
| Astana city | 274 309 | 240 212 | 257 350 | 227 835 |
| Almatycity | 410 079 | 361 148 | 389 649 | 341 222 |
| Shymkent city | 147 780 | 133 809 | 140 219 | 128 652 |

Continuation

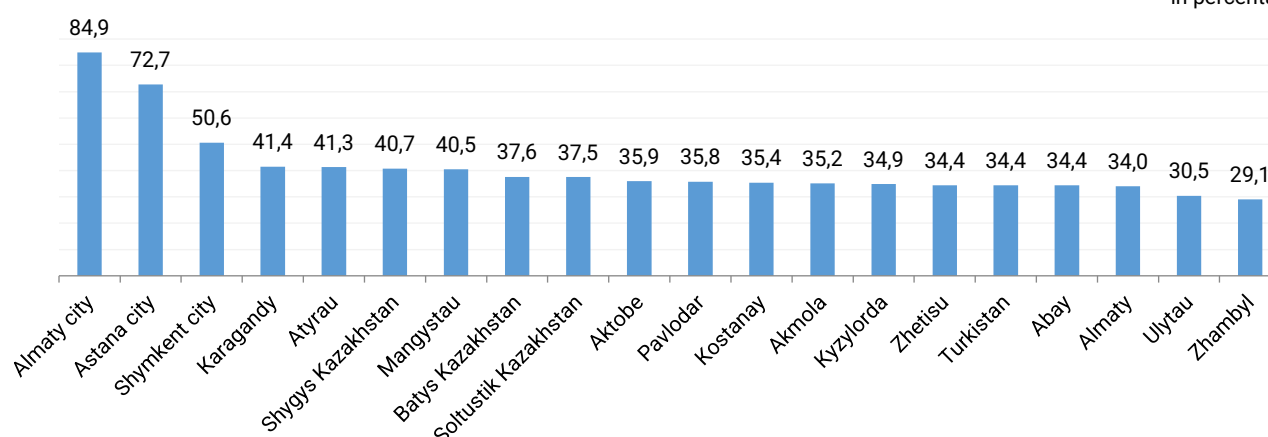
| | on October 1, 2024 | for January - September 2024 | on October 1, 2023 | for January - September 2023 |
|-------------------------------|--|---|--|---|
| | number of people employed in SME, people | in the output of products by SME entities, million tons | number of people employed in SME, people | in the output of products by SME entities, million tons |
| Republic of Kazakhstan | 4 373 010 | 57 188 186 | 4 322 093 | 47 187 758 |
| Abay | 105 429 | 741 118 | 105 599 | 689 732 |
| Akmola | 148 765 | 1 403 838 | 145 764 | 1 118 142 |
| Aktobe | 173 834 | 1 652 184 | 172 702 | 1 520 853 |
| Almaty | 256 467 | 2 715 024 | 246 463 | 2 534 735 |
| Atyrau | 152 838 | 4 153 609 | 150 008 | 3 738 430 |
| Batys Kazakhstan | 133 285 | 1 921 329 | 126 797 | 1 620 295 |
| Zhambyl | 166 345 | 1 075 034 | 170 014 | 864 880 |
| Zhetisu | 107 255 | 873 800 | 107 604 | 688 990 |
| Karagandy | 238 475 | 2 481 462 | 237 138 | 1 875 452 |
| Kostanay | 164 179 | 1 584 085 | 166 580 | 1 411 950 |
| Kyzylorda | 122 452 | 756 560 | 125 073 | 540 449 |
| Mangystau | 148 516 | 1 538 010 | 155 042 | 1 336 034 |
| Pavlodar | 144 885 | 1 286 819 | 140 780 | 1 050 487 |
| Soltustik Kazakhstan | 108 154 | 878 677 | 103 864 | 700 864 |
| Turkistan | 292 619 | 1 719 475 | 292 620 | 1 210 422 |
| Ulytau | 30 662 | 217 282 | 31 508 | 161 351 |
| Shygys Kazakhstan | 157 005 | 1 400 157 | 166 653 | 1 153 266 |
| Astana city | 521 486 | 10 842 068 | 522 105 | 9 817 913 |
| Almatycity | 963 057 | 17 530 384 | 928 237 | 13 293 591 |
| Shymkent city | 237 302 | 2 417 271 | 227 542 | 1 859 922 |

Dynamic tables:

[Number of registered SME entities by region](#)[Number of active SME entities by region](#)[Number of people employed in SME by regions](#)[Output of products by SME by region](#)

Share of employed in SME in the economically active population For January-September of 2024

in percentages



SMEs account for 45,2% of the total economically active population of the country. The largest share in the regional context prevails in Almaty and Astana. The smallest share was recorded in the Zhambyl region.

SME by type of economic activity

The number of registered SME entities as of October 1, 2024 amounted to 2257,6 thousand units and increased by 0,9% compared to the corresponding date in 2023–2236,5 thousand units.

The number of operating SME entities as of October 1, 2024 amounted to 2051,5 thousand units and increased by 0,8% compared to the same period in 2023–2036,1 thousand units.

The number of people employed in SME as of October 1, 2024 amounted to 4373,0 thousand people, which is 1,2% less.

The output of products by SME entities for January-September 2024 amounted to 57188,2 billion tenge and increased by 11,5% compared to the corresponding period of 2023 (based on the CPI).

Main performance indicators of SME entities by type of economic activity

| | Number of registered SME entities, units | | Number of active SME entities, units | | Number of people employed in SME, pers. | | Output of products by SME entities, million tenge | |
|--|--|-----------------------|--------------------------------------|-----------------------|---|-----------------------|---|----------------------------|
| | as of October 1, 2024 | as of October 1, 2023 | as of October 1, 2024 | as of October 1, 2023 | as of October, 2024 | as of October 1, 2023 | for January-September 2024 | for January-September 2023 |
| Total | 2 257 629 | 2 236 501 | 2 051 458 | 2 036 081 | 4 373 010 | 4 322 093 | 57 188 186 | 47 187 758 |
| Agriculture, forestry and fisheries | 312 171 | 321 387 | 295 775 | 307 943 | 472 840 | 493 028 | 3 131 360 | 3 107 294 |
| Industry | 134 032 | 137 650 | 121 155 | 124 574 | 443 522 | 442 495 | 9 472 129 | 9 918 334 |
| Mining industry and quarrying | 6 158 | 5 833 | 5 086 | 4 843 | 42 954 | 41 515 | 2 581 072 | 2 641 145 |
| Processing industry | 121 038 | 125 039 | 110 260 | 113 992 | 364 391 | 362 801 | 6 105 166 | 6 403 760 |
| Supply of electricity, gas, steam, hot water and air conditioning | 2 384 | 2 348 | 2 029 | 1 982 | 15 475 | 16 491 | 581 032 | 684 911 |
| Water supply; collection, treatment and disposal of waste, activities for the elimination of pollution | 4 452 | 4 430 | 3 780 | 3 757 | 20 702 | 21 688 | 204 859 | 188 518 |
| Construction | 126 786 | 121 113 | 103 958 | 100 236 | 348 189 | 323 845 | 8 640 092 | 6 137 806 |
| Wholesale and retail trade; car and motorcycle repair | 807 617 | 802 676 | 731 024 | 728 984 | 1 314 356 | 1 314 703 | 16 504 287 | 11 967 269 |
| Transport and warehousing | 122 281 | 101 942 | 112 061 | 91 606 | 243 290 | 219 556 | 3 920 027 | 3 367 099 |
| Provision of accommodation and food services | 56 136 | 54 758 | 50 789 | 49 646 | 162 569 | 150 122 | 1 429 574 | 1 068 080 |
| Information and communication | 36 055 | 35 137 | 31 802 | 31 051 | 98 299 | 106 059 | 2 014 414 | 1 812 565 |
| Financial and insurance activities | 7 332 | 7 880 | 4 974 | 5 377 | 24 222 | 26 843 | 730 024 | 664 774 |
| Operations with real estate | 111 274 | 100 557 | 104 930 | 94 277 | 204 005 | 189 216 | 2 347 769 | 1 793 080 |
| Professional, scientific and technical activities | 64 884 | 64 327 | 56 139 | 55 456 | 155 687 | 168 541 | 2 352 688 | 1 970 165 |
| Activities in the field of administrative and support services | 64 417 | 61 624 | 58 036 | 55 255 | 211 442 | 198 223 | 2 181 411 | 1 672 035 |
| Education | 47 782 | 43 524 | 44 628 | 39 981 | 167 578 | 149 762 | 730 559 | 487 127 |
| Public health and social services | 20 549 | 19 705 | 19 111 | 18 268 | 94 482 | 90 488 | 719 912 | 559 760 |

| | | | | | | | | |
|--------------------------------------|---------|---------|---------|---------|---------|---------|-----------|-----------|
| Arts, entertainment and recreation | 20 540 | 19 743 | 18 463 | 17 655 | 41 129 | 39 819 | 981 703 | 1 301 039 |
| Provision of other types of services | 325 772 | 344 478 | 298 612 | 315 772 | 391 400 | 409 393 | 1 487 973 | 1 361 331 |

Dynamic tables:

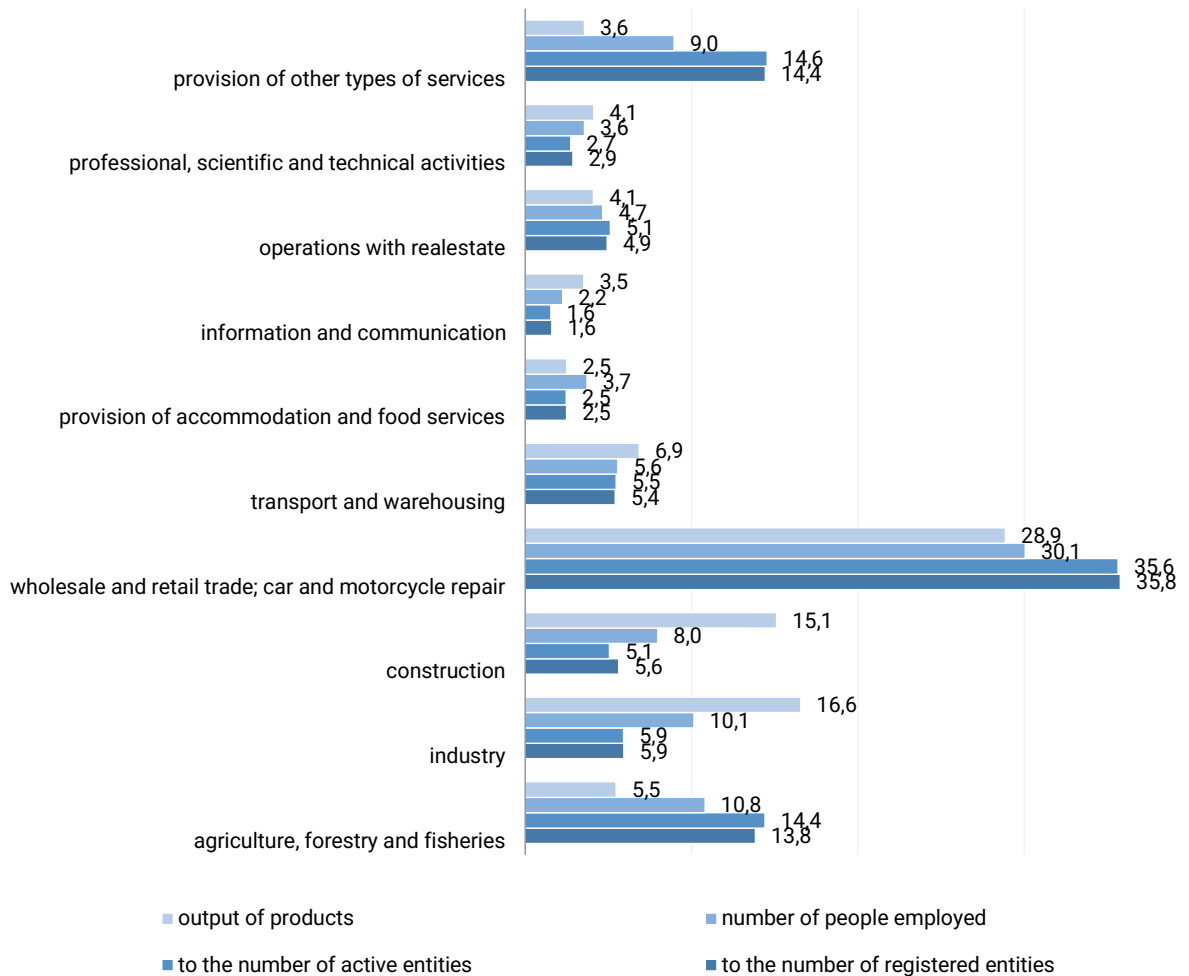
[Number of registered SME entities by FEA](#)

[Number of active SME by FEA](#)

[Number of people employed in SME by FEA](#)

[Output of products by SME by FEA](#)

The structure of the main performance indicators of SME entities in the context of FEA for January-September of 2024



The largest share of the number of entities, the number of employees and output prevails in the industry «Wholesale and retail trade; repair of cars and motorcycles»

2. Contribution of SME to the national economy

According to official statistics, the share of SMEs in GDP in January-September 2024 in the republic amounted to 39.3% and increased by 2.8 percentage points compared to the corresponding period last year.

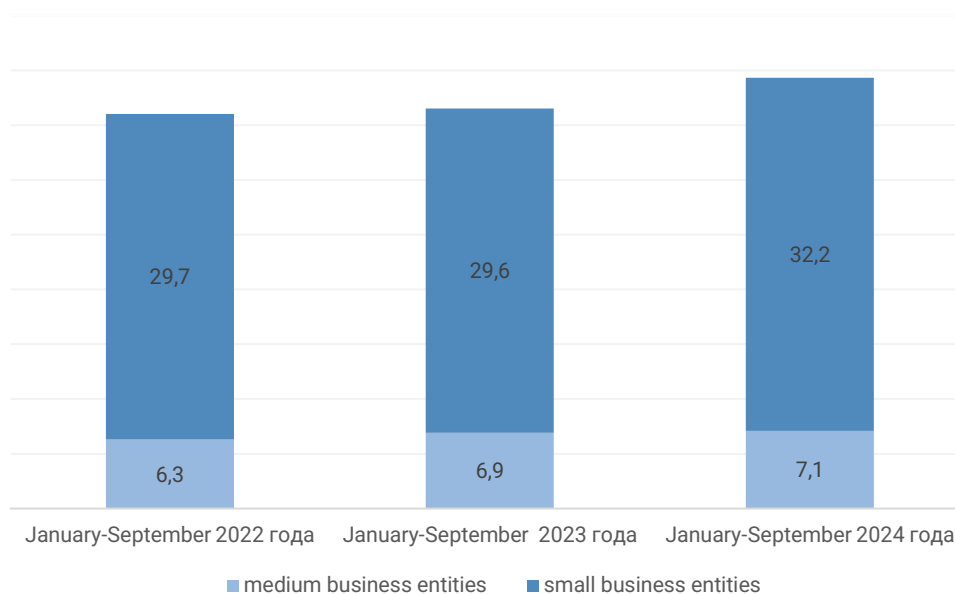
Share of SME in GDP (GRP)*

| | for January-September 2024 | | for January- September 2023 | |
|-------------------------------|----------------------------|-----------------------------------|-----------------------------|-----------------------------------|
| | GVA SME, milliontenge | share in GDP (GRP), in percent | GVA SME, milliontenge | share in GDP (GRP), in percent |
| Republic of Kazakhstan | 33 389 821,2 | 39,3 | 27 604 326,4 | 36,5 |
| Abay | 406 299,4 | 18,2 | 359 064,3 | 18,6 |
| Akmola | 748 057,5 | 28,3 | 604 077,0 | 26,2 |
| Aktobe | 1 019 238,6 | 28,3 | 853 793,1 | 27,0 |
| Almaty | 1 736 413,9 | 46,0 | 1 462 649,7 | 47,3 |
| Atyrau | 2 510 555,4 | 25,4 | 2 426 763,8 | 25,1 |
| Batys Kazakhstan | 1 164 141,7 | 34,7 | 1 005 860,7 | 33,2 |
| Zhambyl | 528 727,5 | 23,8 | 391 161,5 | 20,5 |
| Zhetisu | 449 611,3 | 32,1 | 386 153,3 | 32,0 |
| Karagandy | 1 144 959,9 | 19,7 | 1 010 493,8 | 19,7 |
| Kostanay | 875 018,2 | 28,7 | 772 107,7 | 28,5 |
| Kyzylorda | 431 167,0 | 20,5 | 331 349,1 | 17,7 |
| Mangystau | 1 115 284,9 | 30,5 | 987 477,8 | 28,0 |
| Pavlodar | 639 873,6 | 21,1 | 504 207,8 | 19,8 |
| Soltustik Kazakhstan | 513 960,9 | 28,4 | 390 037,6 | 25,4 |
| Turkistan | 882 874,9 | 27,9 | 568 706,2 | 21,1 |
| Ulytau | 99 060,8 | 7,3 | 59 773,2 | 4,9 |
| Shygys Kazakhstan | 763 354,1 | 22,9 | 697 857,6 | 22,3 |
| Astana city | 6 698 776,7 | 72,8 | 5 837 506,4 | 74,5 |
| Almatycity | 10 060 551,5 | 61,2 | 7 751 580,8 | 53,1 |
| Shymkent city | 1 601 893,4 | 54,8 | 1 203 705,0 | 49,2 |

Dynamic tables:

[The gross value added of SMEs](#)

Share of SME in GDP by small and medium enterprises



In the context of the categories of entities, 32,2% is the share of small business and 7,1% is the share of medium business.

3 . Glossary

Individual entrepreneurship - an independent, initiative activity of citizens of the Republic of Kazakhstan, kandas, aimed at obtaining net income, based on the property of individuals themselves and carried out on behalf of individuals, at their risk and under their property responsibility.

A peasant or farm enterprise - a labor association of people in which the implementation of individual entrepreneurship is inextricably linked with the use of agricultural land for the production of agricultural products, as well as the processing and marketing of these products.

Type of economic activity - an activity in which equipment, labor, production processes, information networks and products are combined, which leads to the creation of homogeneous products (goods, services). The type of economic activity is characterized by costs, the production process and the products produced. Each registered small business entity is assigned the type of economic activity that provides the greatest increase in value added, i.e. is basic.

Output - the cost of all manufactured products and services rendered at producer prices.

4 . Methodological notes

Small and medium enterprises include legal entities, individual entrepreneurs and peasant or farm enterprises, whose activities are regulated by the Entrepreneurial Code of the Republic of Kazakhstan.

Small business entities include individual entrepreneurs without forming a legal entity and legal entities engaged in entrepreneurship, with an average annual number of employees of not more than one hundred people and an average annual income of not more than three hundred thousand times the monthly calculation index established by the law on the republican budget and effective as of January 1 of the corresponding financial year.

Medium enterprises include individual entrepreneurs and legal entities engaged in entrepreneurship, not related to small and large enterprises.

5 . Links to related publications

[Small and medium enterprises in the Republic of Kazakhstan \(spreadsheets\)](#)

6 . Useful links

[Methodology for calculating the indicators of small and medium enterprises](#)

[Small and medium business, Information and analytical system "Taldau"](#)

| | | | |
|--|--|---|--|
| Responsible for release: Department of National Accounts | Director of the Department: A. Nakipbekov Tel. +7 7172 749717 | Executor: S.Zhunusova, N.Kozhanov Tel. +7 7172 749330, +7 7172 749814 E-mail: sa.zhunusova@aspire.gov.kz n.kozhanov@aspire.gov.kz | Address: 010000, Astana city Mangilik el avenue, 8 House of Ministries, entrance 4 |
|--|--|---|--|