

# Technical and vocational, post-secondary education in the Republic of Kazakhstan

Date of publication: 30.12.2024

Date of next publication: 30.12.2025

1. [Key points](#)
2. [Dynamics](#)
3. [Methodological explanations](#)
4. [Glossary](#)
5. [Links to related publications](#)
6. [Useful links](#)

## 1. Key points

At the beginning of the 2024-2025 academic year, 706 independent organizations of technical and vocational education (herein after referred to as TaVE) and 39 branches operated in the Republic of Kazakhstan.

The total number of students was 557 thousand people, of which 266.9 thousand people or 47.9% were women. Compared to the 2023-2024 academic year, the number of students increased by 1.6%.

73.6 % of the total number of students are studying on the basis of basic secondary education 22.5% on the basis of general secondary education, 3.9% on the basis of TaVE.

96.9% of students study full-time, 0.4% and 2.7% study in evening and part-time forms, respectively.

380 thousand people are studying under the state educational order, which is 68,4% of the total number of students, 176.3 thousand people, or 31.6% of students, receive paid educational services.

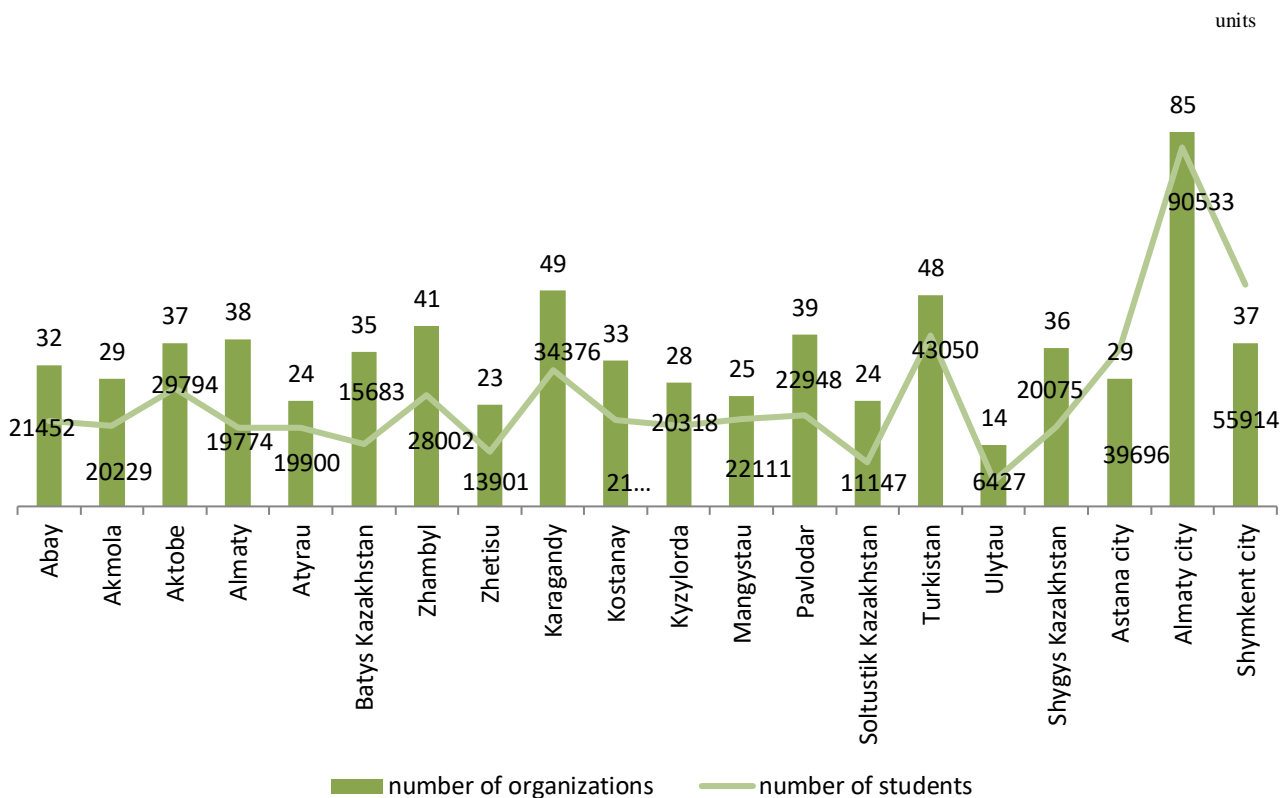
The number of graduates amounted to 158.7 thousand people, of which 92.9 thousand people (58.5%) were employed and 25.6 thousand people (16.1%) continued their studies at higher educational institutions and colleges.

In technical and vocational education organizations employ 38659 teachers and 5364 industrial trainees, the proportion of women being 70.7% and 48.3% respectively.

Of the total number of teaching staff 32.9 thousand people or 85.1% are on the staff of educational institutions.

35424 teachers and 3888 industrial training masters have the highest category which is 91.6% and 72.5% of their total number respectively.

The number of organizations TaVE and the number of students in them at the beginning of the 2024-2025 academic year



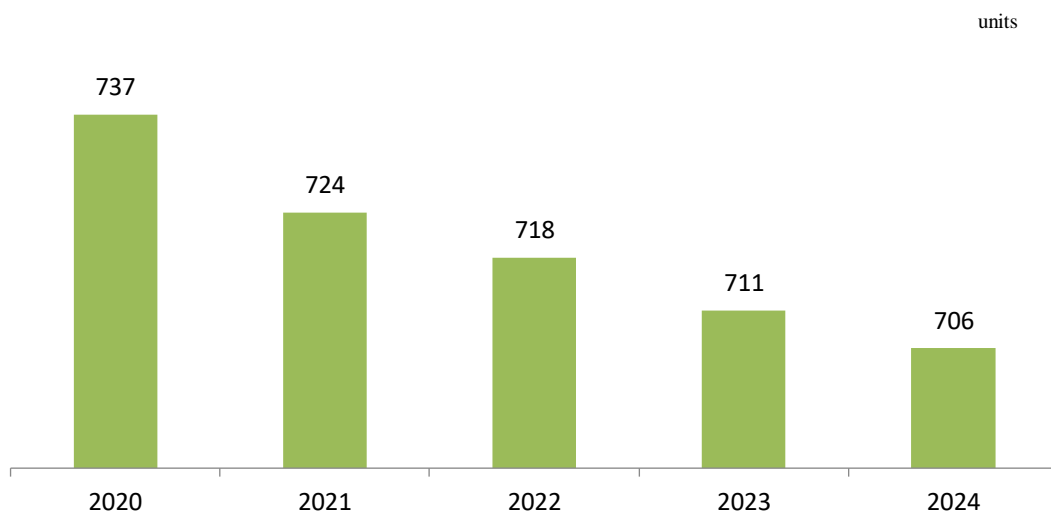
[Spreadsheets:](#)

[Technical and vocational, post-secondary education in the Republic of Kazakhstan at the beginning of 2024-2025](#)

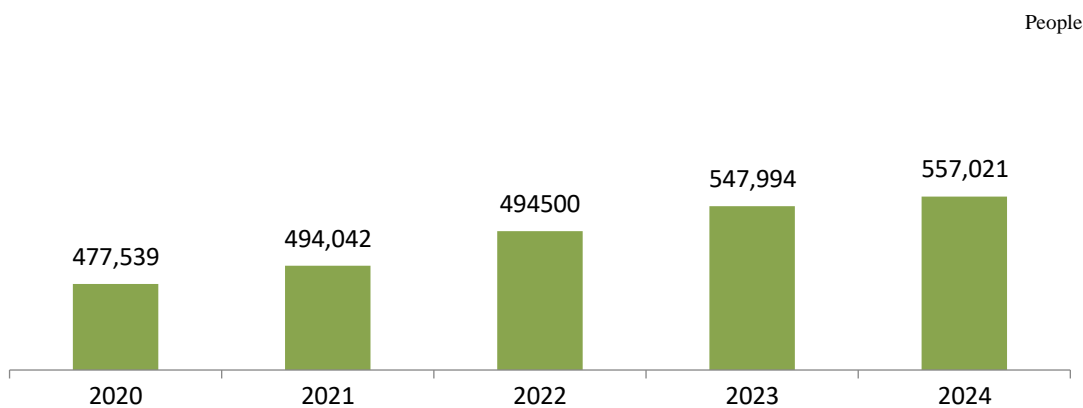
## 2. Dynamics

Over the past five years, there has been an annual decrease in the number of TaVE organizations. In 2024 compared to 2020 the number of **organizations TaVE** decreased by 4.2% while the number of training organizations. Types generally increase at 16.6%.

**Number of organizations of TaVE over five years**



**Number of students in organizations TaVE**



In 2024, the largest increase in student enrollment by region is noted in Turkistan region – 158.6%, Astana - 152%, Shymkent by 149.3%, Zhambyl region – 136.6%, Aktobe region – 124.7%, Almaty by 121.3%, compared to 2020. In the republic as a whole, the increase in student enrollment amounted to 118.3% respectively.

## Admission of students in TaVE organizations

people

	2020	2021	2022	2023	2024
Republic of Kazakhstan	164644	176 884	195 189	192 843	194 703
Abay	-	-	8 097	7 708	7 455
Akmola	8 121	7 770	7122	6 705	7 047
Aktobe	8 316	9 685	10 143	9 738	10 372
Almaty	11 550	12 565	7 324	6 562	6 575
Atyrau	5 649	6 665	7 303	6 434	6 670
Batys Kazakhstan	6 109	6 655	6 192	5 606	5 721
Zhambyl	6 723	7 912	9 315	8 870	9 184
Zhetisu	-	-	5 464	5 460	5 580
Karagandy	13 389	13 787	12 137	11 576	11 595
Kostanay	7 929	7 717	7 459	7 318	7 281
Kyzylorda	6 641	6 061	7107	6 415	6 485
Mangystau	6 384	7 174	7718	7 261	7 234
Pavlodar	7 316	7 491	7 776	7 543	7 517
Soltustik Kazakhstan	3 880	3 991	4070	4 255	4 156
Turkistan	10 943	11 367	14 264	16 870	17 353
Ulytau	-	-	2185	2 302	1 977
Shygys Kazakhstan	13 553	13 620	6 891	7 018	7 404
Astana city	9 502	10 616	13 595	14 313	14 442
Almaty city	25 120	27 872	31 201	30 759	30 473
Shymkent city	13 519	15 936	19 826	20 130	20 182

### 3. [Methodological explanations](#)

This publication reflects data on the network contingent teaching staff and material and technical base of technical and vocational education organizations of all forms of ownership and departmental affiliation.

The number of organizations of technical and vocational education includes professional lyceums and colleges that train qualified specialists in technical and service labor in the main areas of socially useful professional activity.

All data is grouped by the form of education, by the form of ownership of the educational institution, as well as by sources of financing the learning process.

### 4. [Glossary](#)

Vocational lyceums are educational institutions that implement general educational programs of general secondary education and professional educational programs of technical and vocational education for the training of qualified personnel for technical and service labor.

Colleges – educational institutions that implement general educational programs of general secondary education and professional educational programs of technical and vocational post-secondary education.

Admission to educational institutions - the number of persons admitted to study at a given educational institution in accordance with the approved admission rules. The number of accepted persons does not include persons reinstated for training.

Graduation from educational institutions - the number of persons who have fully completed the course of study at an educational institution and received the appropriate education (specialty).

### 5. [Links to related publications](#)

[Statistical collection «Education in the Republic of Kazakhstan»](#)

### 6. [Useful links](#)

Methodological position on statistics

Form 2-NK «Technical and vocational, post – secondary education»

Information and analytical system «Taldau»

---

**Responsible for the release:**

Department of Statistics  
Population

**Director of the**

**Department:**

N. Khanzhigitov  
Tel. +7 7172 749061

**Performer:**

A.Mizinbaeva  
Tel. +7 7172 749801  
E-mail: a.mizinbaeva@aspire.gov.kz

**Address:**

010000, Astana city  
ave. Mangilik el. 8  
House of Ministries, 4<sup>th</sup> entrance

---