

Structural statistics

Date of publication:23.12.2024

Date of next publication:20.03.2025

[1. Key points](#)

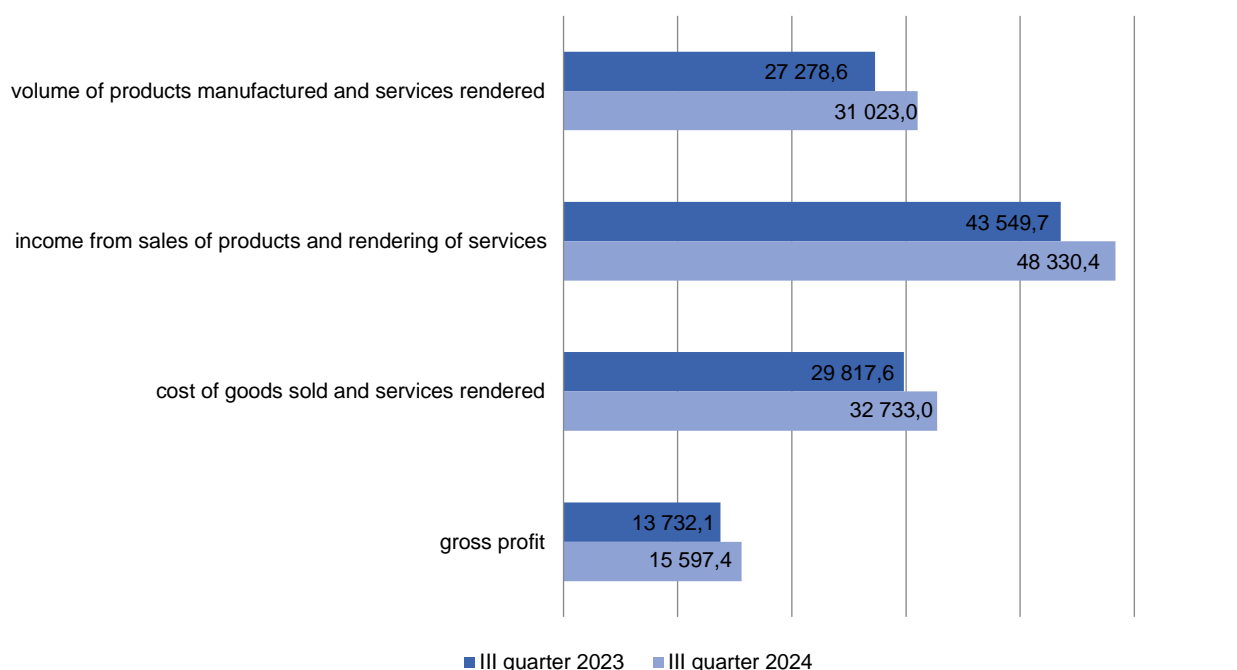
[2. Useful links](#)

1. Key points

The volume of manufactured products, work performed and services rendered to large, medium and small enterprises engaged in entrepreneurial activities In the III quarter of 2024 amounted to 31023.0 billion tenge.

Key indicators of financial and economic activity of enterprises

billion tenge



Financial and economic activities of large and medium-sized enterprises

The number of large and medium-sized enterprises with more than 100 employees in the III quarter of 2024 amounted to 4054 units, of which 2525 enterprises are medium-sized. Based on the results of the survey, the balanced financial result of economic entities was determined as a profit in the amount of 3989.0 billion tenge, the level of profitability (loss) of production was 17.1%.

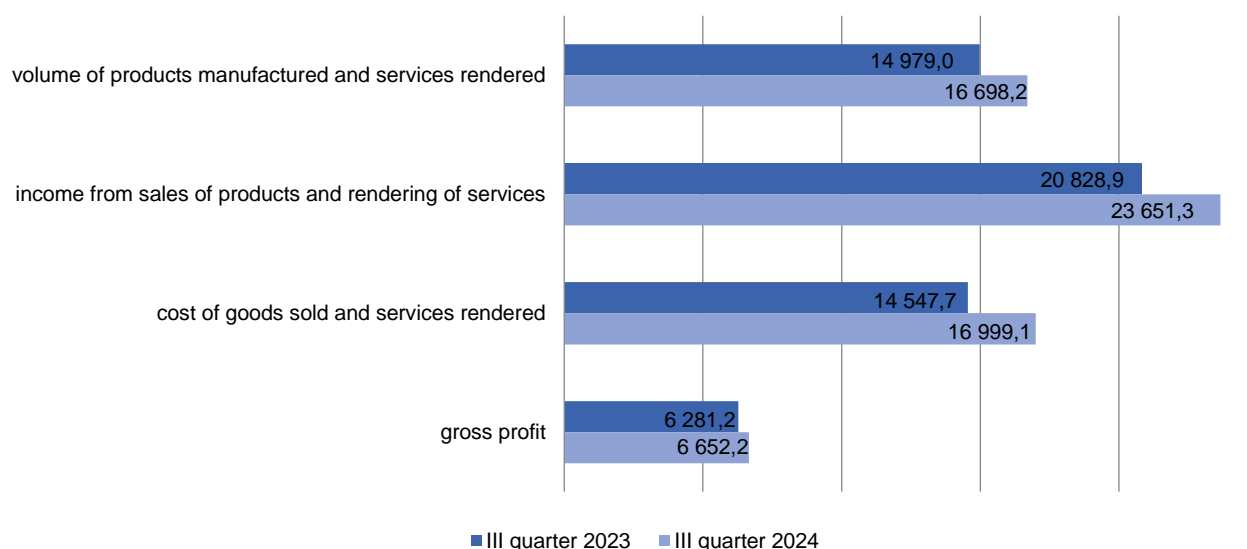
Production costs of which 55.5% - material costs, the share of labor costs and depreciation, respectively, 14.1% and 13.6%.

In the III quarter of 2024 the debt on obligations amounted to 74168.1 billion tenge, of which the overdue debt was at the level of 0.6%. In the III quarter of 2024, accounts receivable amounted to 20048.7 billion tenge, of which overdue debt was 2.6%.

The value of the assets of enterprises amounted to 153127.3 billion tenge. The main share was occupied by long-term assets –64.7%.

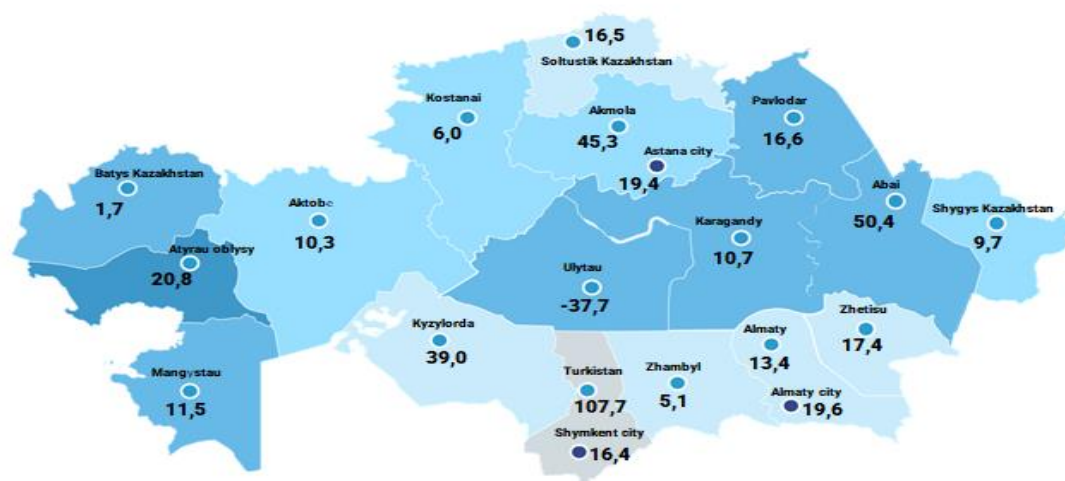
Key indicators of financial and economic activity of large and medium enterprises

billion tenge



Profitability of large and medium enterprises

in percentages



Key indicators of financial and economic activity of large and medium enterprises

billion tenge

| | III quarter 2022 | III quarter 2023 | III quarter 2024 |
|--|------------------|------------------|------------------|
| Total number of enterprises, units | 3 924 | 4 017 | 4 054 |
| of which average, units | 2 398 | 2 480 | 2 525 |
| Volume of products manufactured and services rendered | 14 344,9 | 14 979,0 | 16 698,2 |
| of which medium | 2 502,3 | 3 107,6 | 3 545,4 |
| Income from sales of products and rendering of services* | 20 517,0 | 20 828,9 | 23 651,3 |
| of which medium | 4 376,3 | 4 975,4 | 6 058,3 |
| Cost of goods sold and services rendered | 13 602,3 | 14 547,7 | 16 999,1 |
| of which medium | 3 248,1 | 3 503,3 | 4 297,6 |
| Gross profit | 6 914,7 | 6 281,2 | 6 652,2 |

*Income from the sale of products and the provision of services-does not include the amount of the enterprises income received from the sale of goods and services, including goods purchased for resale in the main and secondary activities. Income from the sale of products and services does not include value added tax, excise, as well as the cost of returned goods, discounts on sales and discounts on price presented to the buyer.

Financial and economic activities of small enterprises

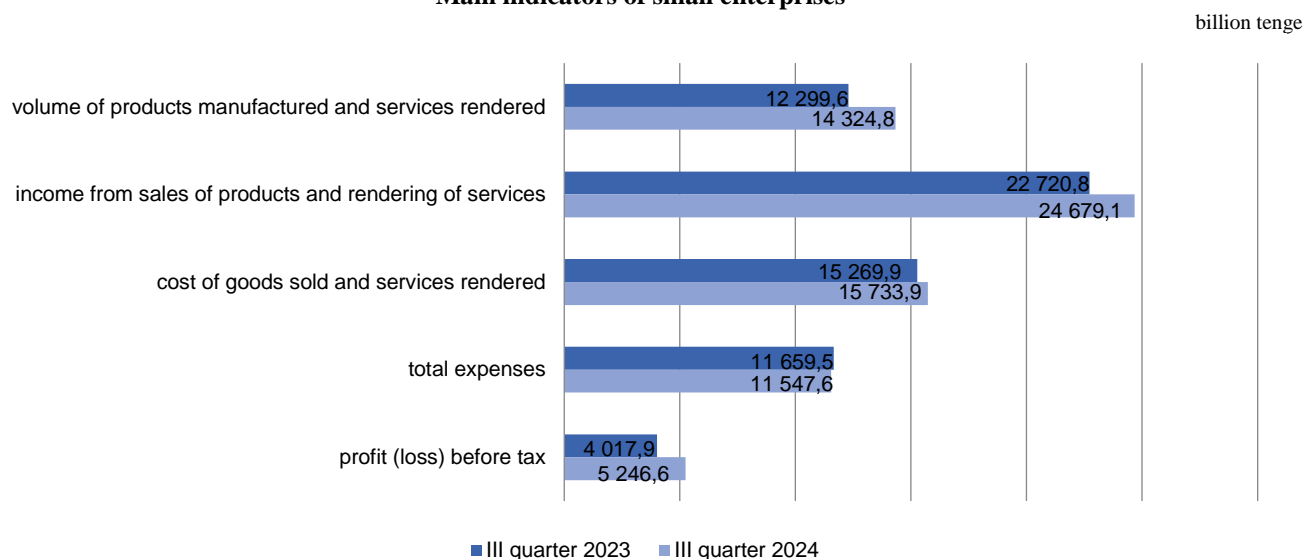
According to the results of the survey of small enterprises for III quarter of 2024, the net financial result of economic entities was determined as a profit in the amount of 5246,6 billion tenge.

The volume of expenses of small enterprises amounted to 11547,6 billion tenge, of which 23,0%, material costs, the share of labor costs and depreciation, respectively, 12,7% and 7,0%.

For III quarter of 2024 the payroll of employees of small enterprises in the republic amounted to 1624,9 thousand people, the average monthly salary of one employee was 329398 tenge.

For the III quarter of 2024, income from the sale of products and the provision of services amounted to 24679,1 billion tenge.

Main indicators of small enterprises



Main performance indicators of small enterprises

billion tenge

| | III quarter2022 | III quarter2023 | III quarter 2024 |
|--|-----------------|-----------------|------------------|
| Number of small enterprises, units | 309 209 | 336 715 | 339 084 |
| The number of employees of small enterprises on average per quarter, people | 1 554 876 | 1 625 089 | 1 624 888 |
| Average monthly wage per employee, tenge | 237 407 | 274 034 | 329 398 |
| The volume of products manufactured, work performed and services rendered, billion tenge | 10 635,5 | 12 299,6 | 14 324,8 |
| Income from sales of products and services | 19 302,3 | 22 720,8 | 24 679,1 |
| Cost of goods sold and services rendered | 12 819,4 | 15 269,9 | 15 733,9 |
| Grossprofit | 6 482,9 | 7 450,9 | 8 945,2 |

2. Useful links

[Structural statistics, Information and analytical system "Taldau".](#)

[Statistical form "Report on the financial and economic activities of the enterprise" \(index - 1-PF, frequency - quarter\)](#)

[Statistical form "Report on the activities of a small enterprise" \(index - 2-MP, frequency - quarter\)](#)

| | | | |
|--|---|--|---|
| Release Responsible: Department of National Accounts | Director of the Department: A.Nakipbekov Tel. +7 7172 749717 | Artist: G.Omarova, A.Smadiarova Tel. +7 7172 749521,749306 E-mail: gul.omarova@aspire.gov.kz Email: a.smadyarova@aspire.gov.kz | Address: 010000, Astana avenue , 8 House of Ministries, entrance 4 |
|--|---|--|---|