

On the execution of construction work and commissioning of facilities in January-November 2024

Date of publication: 18.12.2024

Date of next publication:
17.01.2025

1. Key points
2. Volumes of completed construction works
3. Commissioning of residential buildings
4. Glossary
5. Methodological explanations
6. Links to related publications
7. Useful links

1. Key points

In January-November 2024, the volume of construction work increased by 10.3% and amounted to 6852.6 billion tenge. Of the total volume of construction work in the republic, private construction organizations – 91.1%, foreign – 8.5% and state – 0.4% were performed.

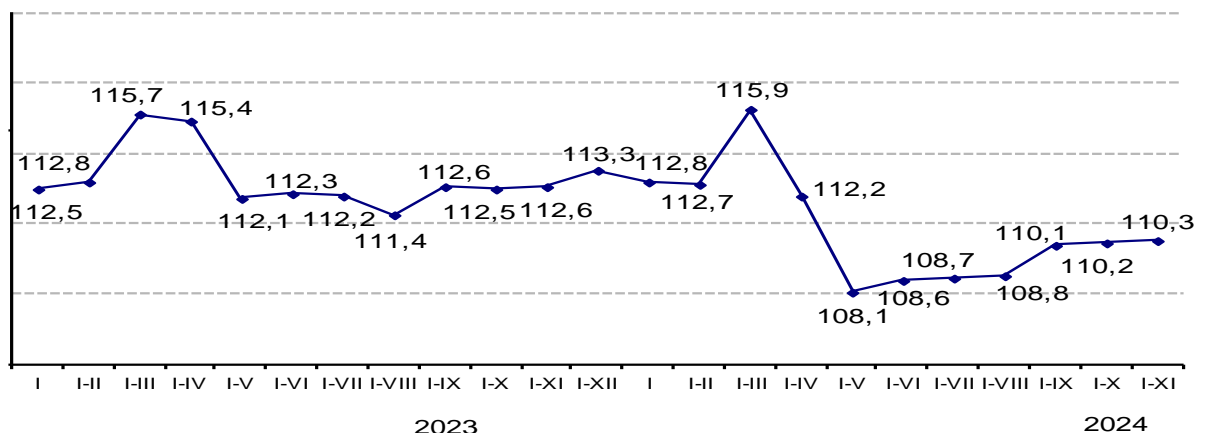
2. Volume of completed construction works

The increase in the volume of construction work in January-November 2024 compared to January-November 2023 is associated with construction and repair of residential buildings (by 17.3%) and structures (by 13%).

By types of construction work (services) performed in January-November 2024, the largest share is occupied by construction of non-residential buildings (21.1% in the total volume), highways (17.9%) and residential buildings (14%).

Indices of the physical volume of construction work

as a percentage of the corresponding period of the previous year



Dynamic tables:

[The volume of completed construction works \(services\) by months](#)

In the regional context, an increase in the volume of construction work was observed in eighteen regions of the republic. Significant growth was noted in the regions of Kyzylorda (by 62%), Karagandy (by 40.7%), Zhetisu (by 39.1%), Turkistan (by 31%), Shygyz Kazakhstan (by 26.6%), Soltustik Kazakhstan (by 26.2%), Ulytau (by 23%), Abay (by 22.8%), Almaty (by 20.6%) regions, in the city of Shymkent (by 25.5%) and of Astana (by 25.3%).

The volume of completed construction works (services)

	Total, thousand tenge	November 2024 as a percentage to		January-November 2024 as a percentage to January-November 2023	As a percentage of the republican volume
		October 2024	November 2023		
Republic of Kazakhstan	6 852 648 228	109,1	111,7	110,3	100,0
Abay	245 201 600	88,8	86,7	122,8	3,6
Akmola	260 953 457	107,5	131,8	113,8	3,8
Aktobe	308 949 697	89,2	114,3	117,2	4,5
Almaty	307 024 765	106,8	104,8	120,6	4,5
Atyrau	679 970 936	93,9	42,7	60,8	9,9
Batys Kazakhstan	264 732 930	128,2	100,4	102,7	3,9

Zhambyl	239 318 892	199,6	81,0	118,0	3,5
Zhetisu	262 807 299	130,9	183,4	139,1	3,8
Karagandy	566 204 088	92,1	204,8	140,7	8,3
Kostanay	244 996 508	140,9	118,0	114,1	3,6
Kyzylorda	224 482 890	150,6	321,2	162,0	3,3
Mangystau	259 570 425	65,5	79,7	94,5	3,8
Pavlodar	317 797 146	119,6	106,4	115,2	4,6
Soltustik Kazakhstan	160 688 425	110,1	115,8	126,2	2,3
Turkistan	379 170 894	153,9	127,6	131,0	5,5
Ulytau	110 529 072	51,3	58,1	123,0	1,6
Shygys Kazakhstan	329 133 961	136,1	179,2	126,6	4,8
Astana city	870 718 770	115,3	128,9	125,3	12,7
Almaty city	579 092 975	100,5	123,2	110,6	8,5
Shymkent city	241 303 498	120,8	118,0	125,5	3,5

Spreadsheets:

[Key indicators of enterprises and organizations engaged in construction activities, including by types of facilities and types of work](#)

[The volume of completed construction works \(services\) by the dimension of enterprises](#)

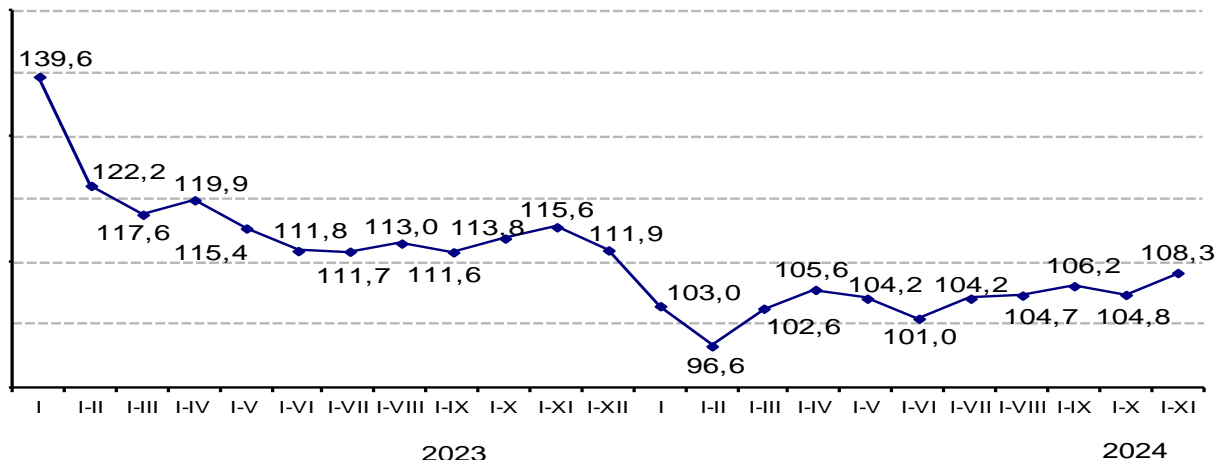
[The volume of completed construction works \(services\) by technological structure](#)

3. Commissioning of residential buildings

In January-November 2024, the total area of new facilities put into operation amounted to 18986.3 thousand square meters

Indices of the physical volume of commissioned housing

as a percentage of the corresponding period of the previous year



Dynamic table:

[Commissioning of residential buildings](#)

The total area of housing commissioned increased by 8.3% compared to January-November 2023 and amounted to 16317.2 thousand sq.m., of which 10191.3 thousand sq.m. - multi-apartment and 5968.9 thousand sq.m. - individual houses. Most of the housing – 14913.5 thousand sq.m. or 91.4% was put into operation by private developers, of which the population is 6327.2 thousand square meters.

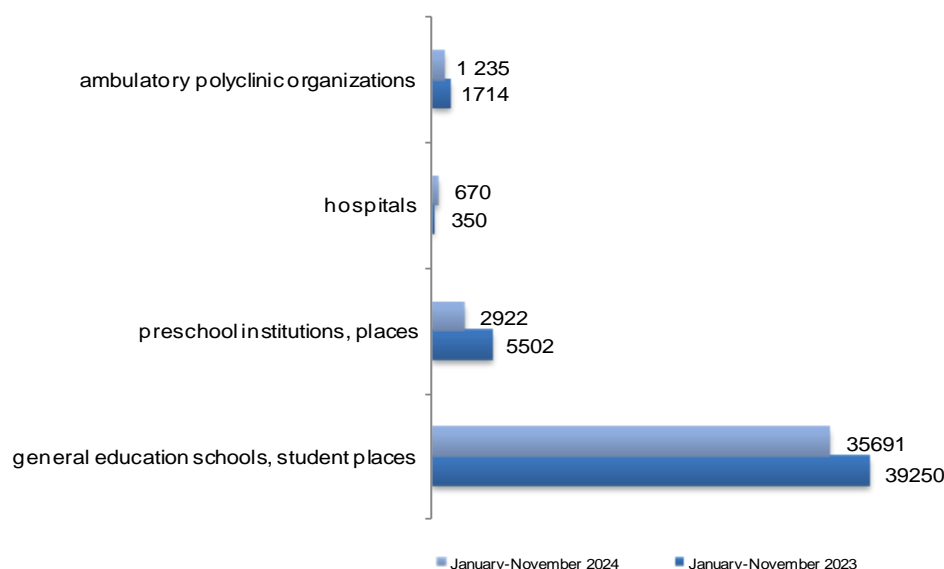
Total area of commissioned residential buildings

	Residential buildings commissioned		Including developers				
	sq. meters of total area	as a percentage of the corresponding period of the previous year	state property	private property	of them		foreign property
					population	as a percentage of the corresponding period of the previous year	
Republic of Kazakhstan	16 317 235	108,3	1 116 882	14 913 496	6 327 218	105,4	286 857
Abay	306 917	107,7	36 412	270 505	90 854	100,8	-
Akmola	560 988	95,4	101 725	455 833	261 288	85,8	3 430
Aktobe	886 413	89,5	6 521	879 892	513 207	76,3	-
Almaty	901 352	110,8	20 819	844 373	579 328	101,7	36 160
Atyrau	628 985	99,5	x	607 666	438 426	100,0	13 816

Batys Kazakhstan	545 461	101,9	120 095	423 308	308 902	114,1	x
Zhambyl	635 664	104,7	80 181	555 483	505 268	99,4	-
Zhetisu	283 682	104,4	56 988	212 884	153 243	115,5	13 810
Karagandy	442 469	111,3	14 657	427 812	70 057	99,6	-
Kostanay	445 057	104,1	73 723	371 012	129 456	90,9	x
Kyzylorda	810 462	115,3	46 809	763 653	712 911	109,6	-
Mangystau	791 196	102,4	-	791 196	303 217	94,5	-
Pavlodar	367 075	125,4	61 587	258 039	152 132	106,8	47 449
Soltustik Kazakhstan	252 529	105,1	88 243	164 286	130 161	109,8	-
Turkistan	1 035 044	121,3	14 128	1 020 916	904 266	150,5	-
Ulytau	79 366	117,4	9 053	70 313	61 174	128,1	-
Shygys Kazakhstan	272 258	111,1	52 106	203 147	113 731	123,8	17005
Astana city	3 648 838	106,4	258 451	3 319 628	40 246	82,4	70 759
Almaty city	2 294 751	109,9	-	2 216 734	376 314	97,4	78 017
Shymkent city	1 128 728	136,5	67 881	1 056 816	483 037	122,1	4 031

In the field of education and healthcare in January-November 2024 67 general education schools for 35691 student places, 22 preschool institutions for 2922 places, 1 hospital for 670 places and 36 clinic for 1235 visits per shift were put into operation.

Commissioning of social and cultural facilities



Spreadsheets:

[Main characteristics of commissioned facilities](#)

[The actual cost of construction of commissioned facilities](#)

[Commissioning of residential buildings \(total and usable area of commissioned residential buildings\)](#)

[Commissioning of individual and multi-apartment residential buildings](#)

[Average actual construction costs for 1 sq. meters of the total area of residential buildings](#)

[Commissioning of the total area of housing per 1000 people](#)

[Commissioning of educational and healthcare facilities](#)

4. Glossary

Construction and installation work - construction work on the construction of buildings and structures, expansion, reconstruction and technical re-equipment; work on the installation of power, technological and other equipment.

Construction object - a separate building or structure with all related equipment. Inventory, tools, galleries, flyovers, internal engineering networks and communications, for the construction (reconstruction. expansion) of which an independent object estimate is compiled.

5. Methodological explanations

Construction organizations include all general construction and specialized organizations, including repair and construction organizations. The main activity of construction organizations is to perform work under contracts with customers related to the type of economic activity "Construction" in accordance with the state "General Classifier of types of Economic Activities (GCTEA).

The volume of construction work includes the cost of construction work performed by enterprises engaged in construction activities under concluded construction contracts, which includes construction of new facilities, major and current repairs. Reconstruction, modernization of residential and non-residential buildings, engineering structures.

The index of the physical volume of construction works (services) is determined by the ratio of the volumes of completed construction works of the analyzed period to the previous period in actual prices, taking into account the deflator (price index).

The total area of a residential building (residential building) is calculated as the sum of the total areas of all dwellings and the areas of all non-residential premises, as well as the areas of parts of a residential building that are common property.

More detailed methodological explanations are available at the following links:

[Methodology for the formation of construction statistics indicators](#)

[Methodology for determining the gross output for the industry "Construction"](#)

6. Links to related publications

[Statistical compilation "Investment and construction activities in the Republic of Kazakhstan"](#)

7. Useful links

[Statistical form "Report on completed construction works \(services\)" \(index 1-KS monthly\);](#)

[Statistical form "Report on the commissioning of facilities" \(index 2-KS. monthly\);](#)

[Statistical form "Report on the commissioning of facilities by individual developers" \(index 1-IS. monthly\);](#)

[Information-analytical system "Taldau"/Construction and investments](#)

[Quality Report](#)

Responsible for the release: Department of Production and Environment Statistics	Director of the Department: A.Isabekova Tel. +7 7172 749056	Executor: O.Edel Tel. +7 7172 749313 E-mail: O.Edel@aspire.gov.kz	Address: 010000, Astana city Mangilik el avenue, 8 House of Ministries, Entrance 4
---	--	---	--