

On the execution of construction work and commissioning of facilities in January-October 2024

Date of publication: 18.11.2024

Date of next publication:

18.12.2024

1. Key points
2. Volumes of completed construction works
3. Commissioning of residential buildings
4. Glossary
5. Methodological explanations
6. Links to related publications
7. Useful links

1. Key points

In January-October 2024, the volume of construction work increased by 10.2% and amounted to 6110.2 billion tenge.

Of the total volume of construction work in the republic, private construction organizations – 91%, foreign – 8.6% and state – 0.4% were performed.

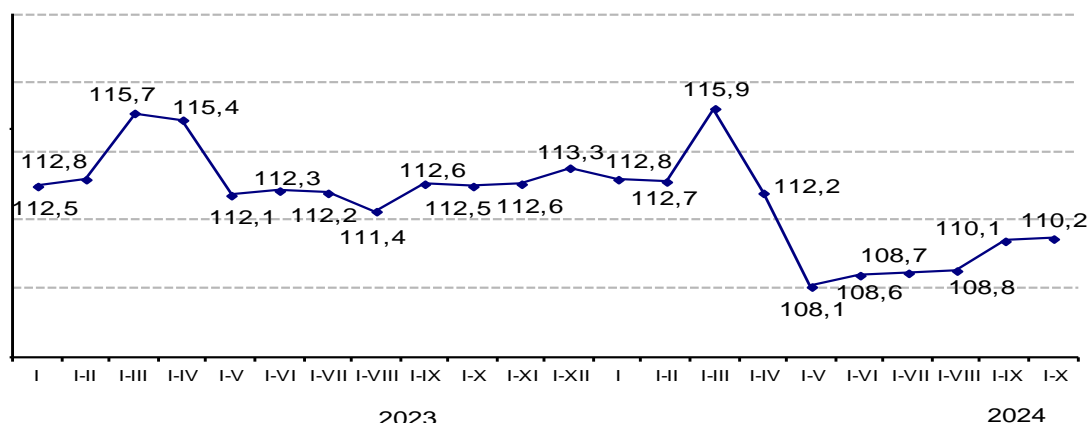
2. Volume of completed construction works

The increase in the volume of construction work in January-October 2024 compared to January-October 2023 is associated with construction and repair of residential buildings (by 19.2%) and structures (by 12.2%).

By types of construction work (services) performed in January-October 2024, the largest share is occupied by construction of non-residential buildings (21.2% in the total volume), highways (18%) and residential buildings (14.3%).

Indices of the physical volume of construction work

as a percentage of the corresponding period of the previous year



Dynamic tables:

[The volume of completed construction works \(services\) by months](#)

In the regional context, an increase in the volume of construction work was observed in eighteen regions of the republic. Significant growth was noted in the regions of Kyzylorda (by 50.2%), Karagandy (by 35.4%), Zhetisu (by 34.6%), Ulytau (by 33.9%), Turkistan (by 31.4%), Abay (by 29.6%), Soltustik Kazakhstan (by 27.3%), Almaty (by 23%). Zhambyl (by 22.6%), Shygyz Kazakhstan (by 20%) regions. in the city of Shymkent (by 26.8%) and of Astana (by 24.9%).

The volume of completed construction works (services)

	Total, thousand tenge	October 2024 as a percentage to		January-October 2024 as a percentage to January-October 2023	As a percentage of the republican volume
		September 2024	October 2023		
Republic of Kazakhstan	6 110 193 813	47,0	111,1	110,2	100,0
Abay	218 562 000	42,0	119,1	129,6	3,6
Akmola	225 340 490	57,7	133,7	111,5	3,7
Aktobe	280 587 876	44,1	200,5	117,4	4,6
Almaty	274 271 556	44,2	97,9	123,0	4,5
Atyrau	631 763 499	50,9	37,2	62,9	10,3
Batys Kazakhstan	237 070 996	24,7	88,6	102,9	3,9
Zhambyl	221 317 057	15,2	198,1	122,6	3,6

Zhetisu	231 115 918	33,9	120,9	134,6	3,8
Karagandy	501 501 195	56,0	137,4	135,4	8,2
Kostanay	216 376 276	28,8	90,3	113,6	3,5
Kyzylorda	193 930 510	31,8	246,8	150,2	3,2
Mangystau	232 855 576	93,7	280,9	96,5	3,8
Pavlodar	284 180 857	31,8	160,4	116,3	4,7
Soltustik Kazakhstan	147 383 892	21,5	135,6	127,3	2,4
Turkistan	343 310 495	30,8	116,3	131,4	5,6
Ulytau	103 113 671	56,4	184,6	133,9	1,7
Shygys Kazakhstan	278 403 337	107,0	121,3	120,0	4,6
Astana city	764 060 433	68,7	155,8	124,9	12,5
Almaty city	516 039 854	71,2	97,9	109,2	8,4
Shymkent city	209 008 325	51,2	106,5	126,8	3,4

Spreadsheets:

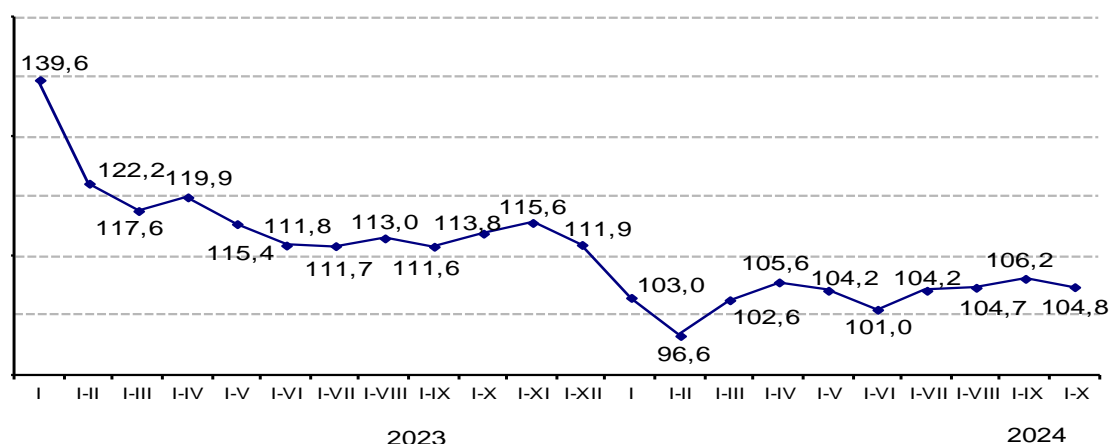
[Key indicators of enterprises and organizations engaged in construction activities, including by types of facilities and types of work](#)
[The volume of completed construction works \(services\) by the dimension of enterprises](#)
[The volume of completed construction works \(services\) by technological structure](#)

3. Commissioning of residential buildings

In January-October 2024, the total area of new facilities put into operation amounted to 16293.9 thousand square meters

Indices of the physical volume of commissioned housing

as a percentage of the corresponding period of the previous year



Dynamic table:

[Commissioning of residential buildings](#)

The total area of housing commissioned increased by 4.8% compared to January-October 2023 and amounted to 13984 thousand sq.m., of which 8542.8 thousand sq.m. - multi-apartment and 5316.8 thousand sq.m. - individual houses. Most of the housing – 12916.3 thousand sq.m. or 92.4% was put into operation by private developers, of which the population is 5606.8 thousand square meters.

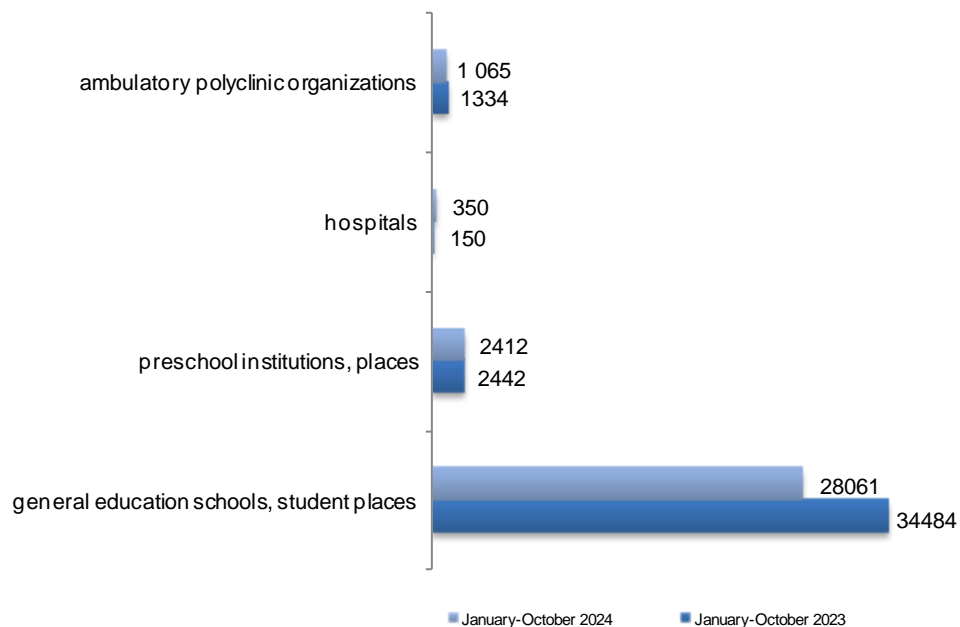
Total area of commissioned residential buildings

	Residential buildings commissioned		Including developers				
	sq. meters of total area	as a percentage of the corresponding period of the previous year	state property	private property	of them		foreign property
					population	as a percentage of the corresponding period of the previous year	
Republic of Kazakhstan	13 983 951	104,8	829 003	12 916 337	5 606 831	103,5	238 611
Abay	265 041	113,4	31 715	233 326	77 574	101,8	-
Akmola	492 905	90,3	67 905	421 570	237 035	84,9	3 430
Aktobe	719 498	88,0	1 120	718 378	400 811	72,5	-
Almaty	838 218	103,7	20 819	781 239	562 295	99,6	36 160
Atyrau	531 667	95,2	-	529 801	393 189	100,8	x
Batys Kazakhstan	465 375	101,1	97 271	366 046	267 928	110,2	x

Zhambyl	577 130	103,5	71 471	505 659	461 855	100,7	-
Zhetisu	247 615	104,1	56 988	176 817	133 461	115,2	13 810
Karagandy	423 738	108,0	13 549	410 189	62 010	92,0	-
Kostanay	425 674	103,2	73 481	351 871	121 718	90,2	x
Kyzylorda	697 001	107,4	-	697 001	664 263	106,3	-
Mangystau	750 000	102,1	-	750 000	279 931	97,3	-
Pavlodar	296 048	126,9	46 416	221 474	143 481	132,8	28 158
Soltustik Kazakhstan	187 031	122,9	43 241	143 790	110 293	114,5	-
Turkistan	844 697	107,8	14 128	830 569	734 410	132,4	-
Ulytau	68 887	122,9	9 053	59 834	50 695	125,7	-
Shygys Kazakhstan	229 155	104,4	52 106	177 049	94 521	125,1	-
Astana city	3 017 708	102,8	186 188	2 760 761	36 101	80,2	70 759
Almaty city	1 928 574	103,7	-	1 850 557	342 750	92,8	78 017
Shymkent city	977 989	142,0	43 552	930 406	432 510	129,9	4 031

In the field of education and healthcare in January-October 2024 53 general education schools for 28061 student places, 19 preschool institutions for 2412 places, 1 hospital for 350 places and 30 clinic for 1065 visits per shift were put into operation.

Commissioning of social and cultural facilities



Spreadsheets:

[Main characteristics of commissioned facilities](#)

[The actual cost of construction of commissioned facilities](#)

[Commissioning of residential buildings \(total and usable area of commissioned residential buildings\)](#)

[Commissioning of individual and multi-apartment residential buildings](#)

[Average actual construction costs for 1 sq. meters of the total area of residential buildings](#)

[Commissioning of the total area of housing per 1000 people](#)

[Commissioning of educational and healthcare facilities](#)

4. Glossary

Construction and installation work - construction work on the construction of buildings and structures, expansion, reconstruction and technical re-equipment; work on the installation of power, technological and other equipment.

Construction object - a separate building or structure with all related equipment. Inventory, tools, galleries, flyovers, internal engineering networks and communications, for the construction (reconstruction. expansion) of which an independent object estimate is compiled.

5. Methodological explanations

Construction organizations include all general construction and specialized organizations, including repair and construction organizations. The main activity of construction organizations is to perform work under contracts with customers related to the type of economic activity "Construction" in accordance with the state "General Classifier of types of Economic Activities (GCTEA).

The volume of construction work includes the cost of construction work performed by enterprises engaged in construction activities under concluded construction contracts, which includes construction of new facilities, major and current repairs. Reconstruction, modernization of residential and non-residential buildings, engineering structures.

The index of the physical volume of construction works (services) is determined by the ratio of the volumes of completed construction works of the analyzed period to the previous period in actual prices, taking into account the deflator (price index).

The total area of a residential building (residential building) is calculated as the sum of the total areas of all dwellings and the areas of all non-residential premises, as well as the areas of parts of a residential building that are common property.

More detailed methodological explanations are available at the following links:

[Methodology for the formation of construction statistics indicators](#)

[Methodology for determining the gross output for the industry "Construction"](#)

6. Links to related publications

[Statistical compilation "Investment and construction activities in the Republic of Kazakhstan"](#)

7. Useful links

[Statistical form "Report on completed construction works \(services\)" \(index 1-KS monthly\);](#)

[Statistical form "Report on the commissioning of facilities" \(index 2-KS. monthly\);](#)

[Statistical form "Report on the commissioning of facilities by individual developers" \(index 1-IS. monthly\);](#)

[Information-analytical system "Taldau"/Construction and investments](#)

[Quality Report](#)

Responsible for the release: Department of Production and Environment Statistics	Director of the Department: A.Isabekova Tel. +7 7172 749056	Executor: O.Edel Tel. +7 7172 749313 E-mail: O.Edel@aspire.gov.kz	Address: 010000, Astana city Mangilik el avenue, 8 House of Ministries, Entrance 4
---	--	---	--