




Agency for Strategic planning
and reforms of the
Republic of Kazakhstan
Bureau of National statistics

www.stat.gov.kz

Education in the Republic of Kazakhstan

2019-2023



Astana 2024

**Bureau of National Statistics of the Agency for Strategic Planning and Reforms of the
Republic of Kazakhstan**

Education in the Republic of Kazakhstan

2019-2023

Statistical compilation

Astana 2024

Education in the Republic of Kazakhstan / Statistical compilation / in English / 159 pages

Agency for Strategic Planning and Reforms of the Republic of Kazakhstan
Bureau of National Statistics

The compilation is available on the Internet resource of the Bureau of National Statistics of the Agency for Strategic Planning and Reforms of the Republic of Kazakhstan www.stat.gov.kz.

Address: 010000, Republic of Kazakhstan
Astana city, Mangilik el avenue, 8
House of Ministries, Entrance 4
Agency for Strategic Planning and Reforms
of the Republic of Kazakhstan
Bureau of National statistics
Unified Contact Center: 1446
Electronic address: e.stat@aspire.gov.kz
Internet-resource: <http://stat.gov.kz>

Conventional designations:

«-» - no case

«0.0» - insignificant value

«X» - data is confidential

«...» - no data available

In some cases, minor discrepancies between the total and the sum of the terms are explained by the rounding of the data.

Content

1. The main indicators of education	5
2. Preschool education and training	8
3. General secondary education	37
4. Technical and vocational post-secondary education (TaVE).....	72
5. Higher and postgraduate education	97
6. Education level coverage.....	149
7. Financial and economic activity of educational organizations	151
8. On the volume of services rendered by educational organizations	154
Methodological notes.....	159

1. The main indicators of education

1.1 Preschool education and training

	2019	2020	2021	2022	2023
Number of preschool organizations, units	10 583	10 650	10 871	11 104	11 346
including:					
government property	6 284	6 080	5 898	5 681	5 555
private property	4 299	4 570	4 973	5 423	5 791
Number of children in preschool organizations, person	892 251	885 033	922 400	965 204	984 940
including:					
government property	541 123	505 593	498 098	495 451	483 942
private property	351 128	379 440	424 302	469 753	500 998
Number of girls in preschool organizations, person	430 365	426 493	444 984	467 204	477 133
including:					
government property	164 692	244 230	240 986	239 946	234 368
private property	265 673	182 263	203 998	227 258	242 765
Number of teaching staff in preschool organizations, person	97 209	95 860	96 723	97 407	99 330
including:					
government property	60 207	61 416	60 397	58 394	58 099
private property	37 002	34 444	36 326	39 013	41 231
Provision of seats for children (per 100 seats there are children) in preschool organizations, in percent	90,2	89,6	89,5	89,3	87,4

* Hereinafter - according to the data of the Ministry of Education of the Republic of Kazakhstan.

1.2 General secondary education*

	the beginning of the school year				
	2019/2020	2020/2021	2021/2022	2022/2023	2023/2024
Number of general education schools, units	7 398	7 440	7 550	7 687	7 833
of them:					
government property	6 975	6 957	6 942	6 909	7 127
private property	189	250	377	551	706
Number of students in general education schools, person	3 337 783	3 481 347	3 597 159	3 709 637	3 819 071
of them:					
government property	3 242 280	3 368 702	3 436 608	3 484 139	3 573 806
private property	42 378	59 106	107 021	170 146	245 265
Number of girls in general education schools, person	1 635 047	1 704 960	1 762 161	1 817 488	1 870 712
Number of teaching staff in secondary schools, person	347 052	326 542	343 573	344 965	399 474
of them:					
government property	329 623	313 956	328 000	326 248	381 384
private property	4 474	4 667	7 786	11 140	18 090
Number of day general education schools, units	7 329	7 370	7 481	7 621	7 770
Number of students in daytime general education schools, person	3 327 777	3 472 182	3 587 657	3 699 607	3 810 730
Number of teaching staff in daytime general education schools, person	346 172	365 825	385 005	392 942	347 245
Number of evening general education schools, units	69	70	69	66	63
Number of students in evening general education schools, person	10 006	9 165	9 502	10 030	8 341

1.3 Technical and vocational education

the beginning of the school year

	2019/2020	2020/2021	2021/2022	2022/2023	2023/2024
Number of organizations in the field of technical and vocational, post-secondary education, units including:	740	737	724	718	711
government property	427	424	420	414	414
private property	312	312	303	304	296
foreign property	1	1	1	-	1
Number of students in them, person including:	475 443	477 539	494 042	525 909	547 994
government property	274 714	269 908	268 280	276 864	290 375
private property	200 610	207 555	225 465	249 045	256 467
foreign property	119	76	297	-	1 152
Number of girls in organizations of technical and vocational, post-secondary education, person including:	222 351	226 110	235 375	251 159	263 556
government property	114 730	115 116	113 660	117 351	124 370
private property	107 542	110 942	121 688	133 808	138 127
foreign property	79	52	27	-	1 059
Number of students in organizations of technical and vocational, post-secondary education per 10,000 population	255	253	258	366	275
Number of students admitted to organizations of technical and vocational, post-secondary education, person including:	153 123	164 644	176 884	195 189	192 843
government property	91 237	93 974	95 234	102 198	106 093
private property	61 863	70 658	81 588	92 991	86 217
foreign property	23	12	62	-	533
Graduation of specialists by organizations of technical and vocational, post-secondary education, person including:	144 333	146 094	146 494	138 760	141 013
government property	86 052	85 649	85 612	79 042	81 693
private property	58 252	60 419	60 811	59 718	59 187
foreign property	29	26	71	-	133
Graduation of specialists by organizations of technical and professional, post-secondary education per 10,000 population	77	77	77	70	71
Number of teachers, person including:	36 881	36 610	36 083	36 918	38 222
government property	23 915	23 615	23 000	22 954	23 923
private property	12 950	12 980	13 063	13 964	14 229
foreign property	16	15	20	-	70

1.4 Higher and postgraduate education

the beginning of the school year

	2019/2020	2020/2021	2021/2022	2022/2023	2023/2024
Number of higher education institutions, units including:	125	125	122	116	112
government property	41	33	29	30	44
private property	84	92	91	84	67
foreign property	-	-	2	2	1
Number of students in them, person including:	604 345	576 557	575 511	578 237	592 694
government property	241 101	180 542	127 147	125 729	267 309
private property	357 839	391 309	444 075	448 302	321 085
foreign property	5 405	4 706	4 289	4 206	4 300
Number of women in higher education, person including:	321 643	306 799	309 000	308 555	314 694
government property	134 252	106 311	73 006	71 891	154 002
private property	184 284	197 776	233 532	234 298	157 633
foreign property	3 107	2 712	2 462	2 367	2 482

	Continuation				
	2019/2020	2020/2021	2021/2022	2022/2023	2023/2024
Number of students from higher education institutions per 10,000 population	324	305	301	293	298
Number of students admitted to higher education institutions, person	163 494	152789	159 804	163 472	171 699
including:					
government property	71 605	47116	38 462	35 762	82 377
private property	90 968	104968	120 027	126 383	88 041
foreign property	921	705	1 315	1 327	1 281
Graduation of specialists by higher educational institutions, person	142 435	153627	151 679	161 974	157 106
including:					
government property	51 889	40546	29 350	32 299	64 928
private property	89 575	112086	121 130	128 897	91 526
foreign property	971	995	1 199	778	652
Graduation of specialists by higher educational institutions per 10,000 population	76	81	79	82	79
Number of teachers of higher educational institutions, person	38 470	36307	36 378	36 404	37 391
including:					
government property	17 578	13081	9 203	9 051	19 827
private property	20 687	23043	27 005	27 180	17 394
foreign property	205	183	170	173	170

2. Preschool education and training*

2.1 Number of preschool organizations

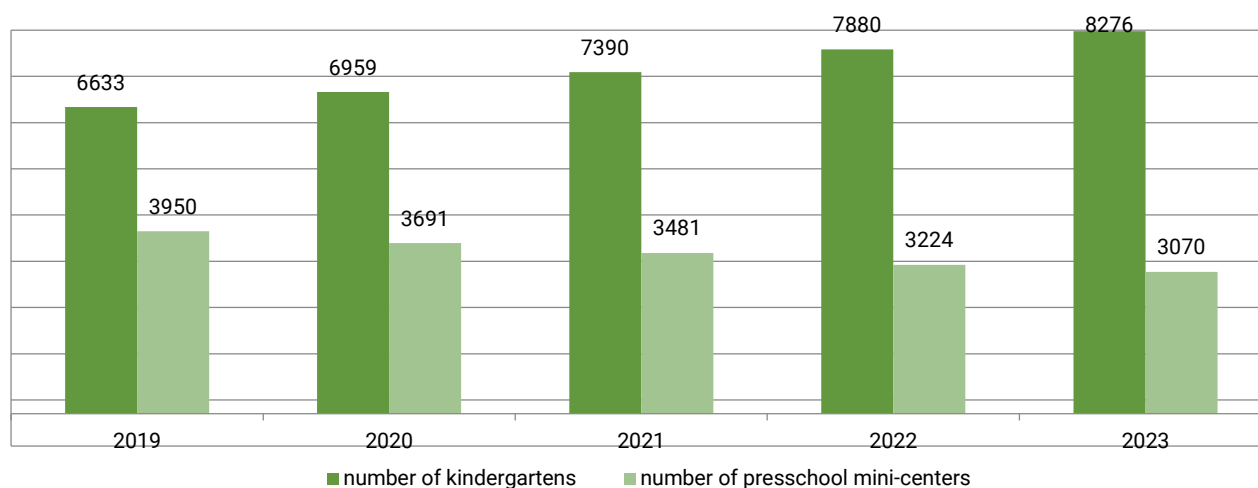
units

	2019	2020	2021	2022	2023
Total number of preschool organizations	10 583	10 650	10 871	11 104	11 346
including:					
in urban areas	4 265	4 322	4 401	4 638	4 906
in rural areas	6 318	6 328	6 470	6 466	6 440
number of seats in preschool organizations	989 476	988 189	1 031 188	1 080 416	1 126 742
of them number of private preschool organizations	4 299	4 570	4 973	5 423	5 791
including:					
in urban areas	2 560	2 660	2 814	3 088	3 368
in rural areas	1 739	1 910	2 159	2 335	2 423
Number of kindergartens	6 633	6 959	7 390	7 880	8 276
including:					
in urban areas	3 394	3 571	3 754	4 093	4 406
in rural areas	3 239	3 388	3 636	3 787	3 870
number of seats in kindergartens	819 835	847 896	901 845	958 756	1 008 177
of them number of private kindergartens	3 809	4 161	4 585	5 101	5 495
including:					
in urban areas	2 091	2 267	2 443	2 784	3 088
in rural areas	1 718	1 894	2 142	2 317	2 407
Number of preschool mini-centers	3 950	3 691	3 481	3 224	3 070
including:					
in urban areas	871	751	647	545	500
in rural areas	3 079	2 940	2 834	2 679	2 570
number of seats in mini-centers	169 641	140 293	139 343	121 660	118 565
of them number of private mini-centers	490	409	388	322	296
including:					
in urban areas	469	393	371	304	280
in rural areas	21	16	17	12	16

* According to the Ministry of Education of the Republic of Kazakhstan.

Number of preschool organizations

at the beginning of the school year, units



2.2 Number of preschool organizations by type of area and form of ownership

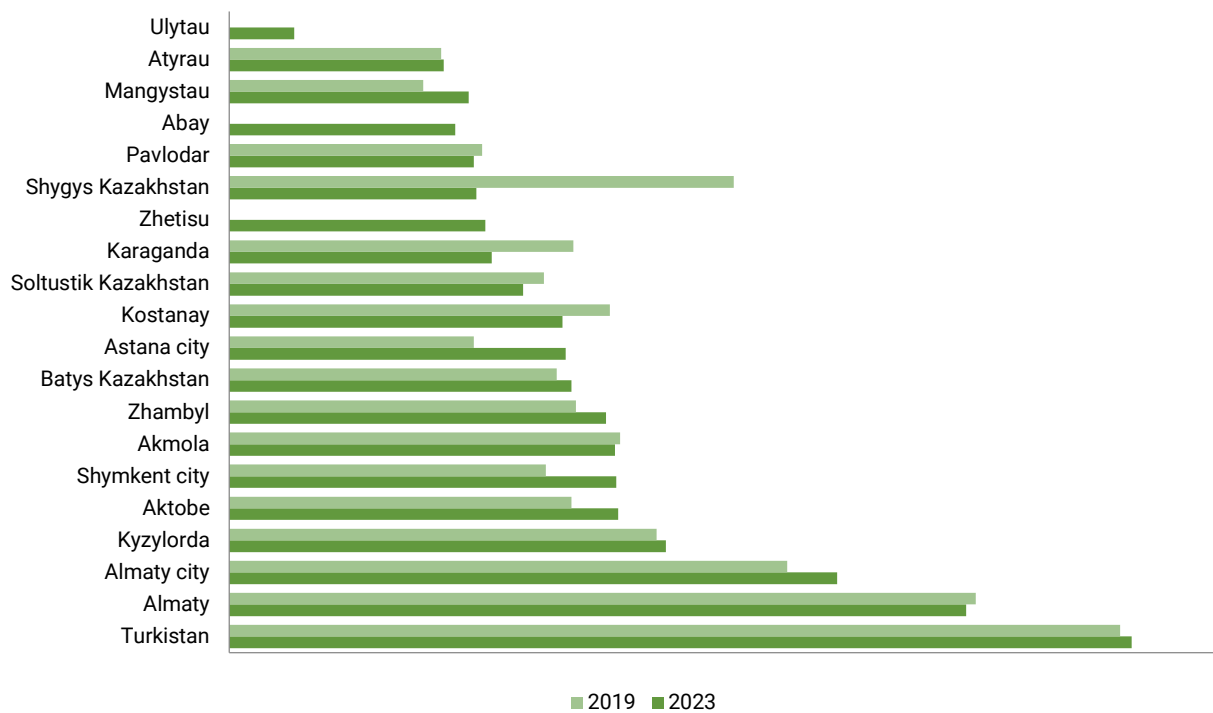
	Total	Including		Including				units	
		in urban areas	in rural areas	government	including		private		
					in urban areas	in rural areas			
Republic of Kazakhstan	10 583	4 265	6 318	6 284	1 705	4 579	4 299	2 560	1 739
Akmola	609	122	487	492	87	405	117	35	82
Aktobe	533	213	320	395	99	296	138	114	24
Almaty	1 163	216	947	554	78	476	609	138	471
Atyrau	330	132	198	264	74	190	66	58	8
Batys Kazakhstan	510	149	361	439	91	348	71	58	13
Zhambyl	540	178	362	367	94	273	173	84	89
Karagandy	536	265	271	459	195	264	77	70	7
Kostanay	593	157	436	521	93	428	72	64	8
Kyzylorda	666	245	421	254	39	215	412	206	206
Mangystau	302	126	176	146	62	84	156	64	92
Pavlodar	394	133	261	383	123	260	11	10	1
Soltustik Kazakhstan	490	71	419	470	54	416	20	17	3
Turkistan	1 388	290	1 098	481	72	409	907	218	689
Shygy's Kazakhstan	786	225	561	653	138	515	133	87	46
Astana city	381	381	-	138	138	-	243	243	-
Almaty city	869	869	-	186	186	-	683	683	-
Shymkent city	493	493	-	82	82	-	411	411	-
				2020					
Republic of Kazakhstan	10650	4322	6328	6080	1 662	4 418	4 570	2 660	1 910
Akmola	601	119	482	483	84	399	118	35	83
Aktobe	546	230	316	386	98	288	160	132	28
Almaty	1201	229	972	516	75	441	685	154	531
Atyrau	331	129	202	265	70	195	66	59	7
Batys Kazakhstan	515	155	360	432	88	344	83	67	16
Zhambyl	547	180	367	359	93	266	188	87	101
Karagandy	533	265	268	451	194	257	82	71	11
Kostanay	579	158	421	503	91	412	76	67	9
Kyzylorda	665	240	425	250	39	211	415	201	214
Mangystau	311	135	176	141	61	80	170	74	96
Pavlodar	376	118	258	365	108	257	11	10	1
Soltustik Kazakhstan	483	69	414	463	52	411	20	17	3
Turkistan	1413	309	1104	410	67	343	1 003	242	761
Shygy's Kazakhstan	792	229	563	649	135	514	143	94	49

	Total	Including		government	Including		private	including		in rural areas
		in urban areas	in rural areas		in urban areas	in rural areas		in urban areas	in rural areas	
Astana city	408	408	-	138	138	-	270	270	-	-
Almaty city	825	825	-	190	190	-	635	635	-	-
Shymkent city	524	524	-	79	79	-	445	445	-	-
				2021						
Republic of Kazakhstan	10 871	4 401	6 470	5 898	1 587	4 311	4 973	2 814	2 159	2 159
Akmola	599	120	479	475	84	391	124	36	88	88
Aktobe	559	244	315	384	98	286	175	146	29	29
Almaty	1 392	250	1 142	492	71	421	900	179	721	721
Atyrau	319	119	200	257	64	193	62	55	7	7
Batys Kazakhstan	521	164	357	414	80	334	107	84	23	23
Zhambyl	553	182	371	358	93	265	195	89	106	106
Karagandy	519	260	259	428	180	248	91	80	11	11
Kostanay	566	166	400	487	96	391	79	70	9	9
Kyzylorda	668	243	425	242	38	204	426	205	221	221
Mangystau	331	142	189	141	61	80	190	81	109	109
Pavlodar	380	122	258	367	110	257	13	12	1	1
Soltustik Kazakhstan	473	66	407	454	50	404	19	16	3	3
Turkistan	1 422	311	1 111	393	65	328	1 029	246	783	783
Shygyz Kazakhstan	787	230	557	637	128	509	150	102	48	48
Astana city	377	377	-	102	102	-	275	275	-	-
Almaty city	860	860	-	190	190	-	670	670	-	-
Shymkent city	545	545	-	77	77	-	468	468	-	-
				2022						
Republic of Kazakhstan	11 104	4 638	6 466	5 681	1 550	4 131	5 423	3 088	2 335	2 335
Abay	350	89	261	283	39	244	67	50	17	17
Akmola	603	145	458	461	83	378	142	62	80	80
Aktobe	575	261	314	382	99	283	193	162	31	31
Almaty	1 142	134	1 008	200	21	179	942	113	829	829
Atyrau	326	130	196	250	62	188	76	68	8	8
Batys Kazakhstan	527	177	350	398	74	324	129	103	26	26
Zhambyl	567	194	373	347	87	260	220	107	113	113
Zhetisu	398	119	279	285	48	237	113	71	42	42
Karagandy	411	213	198	319	131	188	92	82	10	10
Kostanay	538	156	382	464	88	376	74	68	6	6
Kyzylorda	680	253	427	234	38	196	446	215	231	231
Mangystau	348	152	196	139	61	78	209	91	118	118

	Total	Including		government	Including		private	including		in rural areas
		in urban areas	in rural areas		in urban areas	in rural areas		in urban areas	in rural areas	
Pavlodar	381	123	258	368	111	257	13	12	1	
Soltustik Kazakhstan	465	65	400	446	49	397	19	16	3	
Turkistan	1 369	315	1 054	330	62	268	1 039	253	786	
Ulytau	105	51	54	98	46	52	7	5	2	
Shygy's Kazakhstan	399	141	258	310	84	226	89	57	32	
Astana city	432	432	-	102	102	-	330	330	-	
Almaty city	899	899	-	194	194	-	705	705	-	
Shymkent city	589	589	-	71	71	-	518	518	-	
				2023						
Republic of Kazakhstan	11 346	4 906	6 440	5 555	1 538	4 017	5 791	3 368	2 423	
Abay	352	91	261	283	40	243	69	51	18	
Akmola	601	150	451	446	82	364	155	68	87	
Aktobe	606	291	315	385	103	282	221	188	33	
Almaty	1 148	141	1 007	177	19	158	971	122	849	
Atyrau	334	141	193	243	58	185	91	83	8	
Batys Kazakhstan	533	188	345	387	73	314	146	115	31	
Zhambyl	587	203	384	341	85	256	246	118	128	
Zhetisu	399	124	275	280	49	231	119	75	44	
Karagandy	409	214	195	310	129	181	99	85	14	
Kostanay	519	150	369	446	83	363	73	67	6	
Kyzylorda	680	256	424	224	39	185	456	217	239	
Mangystau	373	172	201	140	62	78	233	110	123	
Pavlodar	381	123	258	367	110	257	14	13	1	
Soltustik Kazakhstan	458	64	394	439	48	391	19	16	3	
Turkistan	1 406	335	1 071	328	63	265	1 078	272	806	
Ulytau	101	49	52	94	45	49	7	4	3	
Shygy's Kazakhstan	385	140	245	296	81	215	89	59	30	
Astana city	524	524	-	103	103	-	421	421	-	
Almaty city	947	947	-	195	195	-	752	752	-	
Shymkent city	603	603	-	71	71	-	532	532	-	

Number of preschool organizations

the beginning of the school year, units



	Total	Including		government	Including		private	including	
		in urban areas	in rural areas		in urban areas	in rural areas		in urban areas	in rural areas
Astana city	365	365	-	97	97	-	268	268	-
Almaty city	589	589	-	190	190	-	399	399	-
Shymkent city	457	457	-	79	79	-	378	378	-
Republic of Kazakhstan	7 390	3 754	3 636	2 805	1 311	1 494	4 585	2 443	2 142
Akmola	255	96	159	137	63	74	118	33	85
Aktobe	400	223	177	225	77	148	175	146	29
Almaty	1 086	226	860	189	48	141	897	178	719
Atyrau	204	98	106	151	52	99	53	46	7
Batys Kazakhstan	311	140	171	209	61	148	102	79	23
Zhambyl	418	150	268	227	63	164	191	87	104
Karagandy	244	187	57	181	135	46	63	52	11
Kostanay	193	118	75	124	58	66	69	60	9
Kyzylorda	587	240	347	162	35	127	425	205	220
Mangystau	296	119	177	133	58	75	163	61	102
Pavlodar	159	119	40	148	109	39	11	10	1
Soltustik Kazakhstan	84	47	37	69	34	35	15	13	2
Turkistan	1 303	308	995	274	62	212	1 029	246	783
Shygyys Kazakhstan	354	187	167	207	87	120	147	100	47
Astana city	375	375	-	102	102	-	273	273	-
Almaty city	644	644	-	190	190	-	454	454	-
Shymkent city	477	477	-	77	77	-	400	400	-
Republic of Kazakhstan	7 880	4 093	3 787	2 779	1 309	1 470	5 101	2 784	2 317
Abay	157	74	83	91	25	66	66	49	17
Akmola	258	123	135	123	64	59	135	59	76
Aktobe	419	240	179	226	78	148	193	162	31
Almaty	1 041	131	910	102	19	83	939	112	827
Atyrau	218	111	107	151	52	99	67	59	8
Batys Kazakhstan	332	159	173	208	61	147	124	98	26
Zhambyl	442	166	276	226	61	165	216	105	111
Zhetisu	203	100	103	90	29	61	113	71	42
Karagandy	203	159	44	139	105	34	64	54	10
Kostanay	188	120	68	120	58	62	68	62	6
Kyzylorda	605	250	355	160	35	125	445	215	230
Mangystau	317	131	186	134	59	75	183	72	111
2021									
2022									

	Total	Including				Including				Continuation		
		in urban areas		in rural areas		government		private			including	
		in urban areas	in rural areas	in urban areas	in rural areas	in urban areas	in rural areas	in urban areas	in rural areas		in urban areas	in rural areas
Pavlodar	158	120	38	147	110	37	11	10	1	1		
Soltustik Kazakhstan	84	47	37	69	34	35	15	13	2	2		
Turkistan	1 309	315	994	270	62	208	1 039	253	786	786		
Ulytau	49	35	14	42	30	12	7	5	2	2		
Shygys Kazakhstan	202	117	85	114	60	54	88	57	31	31		
Astana city	428	428	-	102	102	-	326	326	-	-		
Almaty city	747	747	-	194	194	-	553	553	-	-		
Shymkent city	520	520	-	71	71	-	449	449	-	-		
				2023								
Republic of Kazakhstan	8 276	4 406	3 870	2 781	1 318	1 463	5 495	3 088	2 407	2 407		
Abay	159	75	84	91	25	66	68	50	18	18		
Akmola	264	127	137	116	62	54	148	65	83	83		
Aktobe	453	270	183	232	82	150	221	188	33	33		
Almaty	1 069	140	929	101	19	82	968	121	847	847		
Atyrau	234	127	107	151	52	99	83	75	8	8		
Batys Kazakhstan	351	172	179	209	61	148	142	111	31	31		
Zhambyl	466	177	289	224	61	163	242	116	126	126		
Zhetisu	211	105	106	92	30	62	119	75	44	44		
Karagandy	208	160	48	138	104	34	70	56	14	14		
Kostanay	184	120	64	116	58	58	68	62	6	6		
Kyzylorda	615	253	362	160	36	124	455	217	238	238		
Mangystau	348	155	193	135	60	75	213	95	118	118		
Pavlodar	157	120	37	146	110	36	11	10	1	1		
Soltustik Kazakhstan	85	48	37	70	35	35	15	13	2	2		
Turkistan	1 351	335	1 016	273	63	210	1 078	272	806	806		
Ulytau	49	34	15	42	30	12	7	4	3	3		
Shygys Kazakhstan	204	120	84	116	61	55	88	59	29	29		
Astana city	520	520	-	103	103	-	417	417	-	-		
Almaty city	814	814	-	195	195	-	619	619	-	-		
Shymkent city	534	534	-	71	71	-	463	463	-	-		

2.4 Number of mini-centers by type of area and form of ownership

the beginning of the school year, units

	Total	Including				Including													
		in urban areas		in rural areas		government		private											
		in urban areas	in rural areas	in urban areas	in rural areas	in urban areas	in rural areas	in urban areas	in rural areas										
Republic of Kazakhstan																			
	3 950	871	3 079	3 460	402	3 058	490	469	21										
Akmola	365	28	337	356	24	332	9	4	5										
Aktobe	167	22	145	167	22	145	-	-	-										
Almaty	361	29	332	357	28	329	4	1	3										
Atyrau	128	31	97	119	23	96	9	8	1										
Batys Kazakhstan	235	35	200	230	30	200	5	5	-										
Zhambyl	140	33	107	137	31	106	3	2	1										
Karagandy	300	85	215	273	58	215	27	27	-										
Kostanay	406	50	356	394	38	356	12	12	-										
Kyzylorda	92	4	88	91	4	87	1	-	1										
Mangystau	36	22	14	11	3	8	25	19	6										
Pavlodar	239	19	220	236	16	220	3	3	-										
Soltustik Kazakhstan	409	27	382	401	20	381	8	7	1										
Turkistan	201	10	191	199	10	189	2	-	2										
Shygyz Kazakhstan	447	52	395	445	51	394	2	1	1										
Astana city	42	42	-	41	41	-	1	1	-										
Almaty city	308	308	-	-	-	-	308	308	-										
Shymkent city	74	74	-	3	3	-	71	71	-										
				2019															
				2020															
Republic of Kazakhstan																			
	3 691	751	2 940	3 282	358	2 924	409	393	16										
Akmola	353	25	328	346	21	325	7	4	3										
Aktobe	160	21	139	160	21	139	-	-	-										
Almaty	333	27	306	330	26	304	3	1	2										
Atyrau	127	30	97	116	19	97	11	11	-										
Batys Kazakhstan	228	32	196	223	27	196	5	5	-										
Zhambyl	136	32	104	132	30	102	4	2	2										
Karagandy	290	82	208	266	58	208	24	24	-										
Kostanay	391	48	343	380	37	343	11	11	-										
Kyzylorda	90	4	86	89	4	85	1	-	1										
Mangystau	33	22	11	8	3	5	25	19	6										
Pavlodar	222	4	218	219	1	218	3	3	-										
Soltustik Kazakhstan	401	24	377	394	18	376	7	6	1										
Turkistan	136	4	132	136	4	132	-	-	-										
Shygyz Kazakhstan	445	50	395	442	48	394	3	2	1										

	Total		Including		government	Including		private	including		Continuation
	in urban areas	in rural areas	in urban areas	in rural areas		in urban areas	in rural areas		including		
									in urban areas	in rural areas	
Astana city	43	43	41	-	41	41	-	2	2	-	-
Almaty city	236	236	-	-	-	-	-	236	236	-	-
Shymkent city	67	67	-	-	-	-	-	67	67	-	-
Republic of Kazakhstan	3 481	647	3 093	2 834	3 093	276	2 817	388	371	17	17
Akmola	344	24	338	320	338	21	317	6	3	3	3
Aktobe	159	21	159	138	159	21	138	-	-	-	-
Almaty	306	24	303	282	303	23	280	3	1	2	2
Atyrau	115	21	106	94	106	12	94	9	9	-	-
Batys Kazakhstan	210	24	205	186	205	19	186	5	5	-	-
Zhambyl	135	32	131	103	131	30	101	4	2	2	2
Karagandy	275	73	247	202	247	45	202	28	28	-	-
Kostanay	373	48	363	325	363	38	325	10	10	-	-
Kyzylorda	81	3	80	78	80	3	77	1	-	1	1
Mangystau	35	23	8	12	8	3	5	27	20	7	7
Pavlodar	221	3	219	218	219	1	218	2	2	-	-
Soltustik Kazakhstan	389	19	385	370	385	16	369	4	3	1	1
Turkistan	119	3	119	116	119	3	116	-	-	-	-
Shygyz Kazakhstan	433	43	430	390	430	41	389	3	2	1	1
Astana city	2	2	-	-	-	-	-	2	2	-	-
Almaty city	216	216	-	-	-	-	-	216	216	-	-
Shymkent city	68	68	-	-	-	-	-	68	68	-	-
Republic of Kazakhstan	3 224	545	2 902	2 679	2 902	241	2 661	322	304	18	18
Abay	193	15	192	178	192	14	178	1	1	0	0
Akmola	345	22	338	323	338	19	319	7	3	4	4
Aktobe	156	21	156	135	156	21	135	-	-	-	-
Almaty	101	3	98	98	98	2	96	3	1	2	2
Atyrau	108	19	89	89	89	10	89	9	9	-	-
Batys Kazakhstan	195	18	190	177	190	13	177	5	5	-	-
Zhambyl	125	28	121	97	121	26	95	4	2	2	2
Zhetisu	195	19	195	176	195	19	176	0	0	-	-
Karagandy	208	54	180	154	180	26	154	28	28	-	-
Kostanay	350	36	344	314	344	30	314	6	6	-	-
Kyzylorda	75	3	74	72	74	3	71	1	-	1	1
Mangystau	31	21	5	10	5	2	3	26	19	7	7
Pavlodar	223	3	221	220	221	1	220	2	2	-	-

	Total	Including		government	Including		private	including	
		in urban areas	in rural areas		in urban areas	in rural areas		in urban areas	in rural areas
Soltustik Kazakhstan	381	18	363	377	15	362	4	3	1
Turkistan	60	-	60	60	-	60	-	-	-
Ulytau	56	16	40	56	16	40	-	-	-
Shygys Kazakhstan	197	24	173	196	24	172	1	-	1
Astana city	4	4	-	-	-	-	4	4	-
Almaty city	152	152	-	-	-	-	152	152	-
Shymkent city	69	69	-	-	-	-	69	69	-
				2023					
Republic of Kazakhstan	3 070	500	2 570	2 774	220	2 554	296	280	16
Abay	193	16	177	192	15	177	1	1	-
Akmola	337	23	314	330	20	310	7	3	4
Aktobe	153	21	132	153	21	132	-	-	-
Almaty	79	1	78	76	-	76	3	1	2
Atyrau	100	14	86	92	6	86	8	8	-
Batys Kazakhstan	182	16	166	178	12	166	4	4	-
Zhambyl	121	26	95	117	24	93	4	2	2
Zhetisu	188	19	169	188	19	169	-	-	-
Karagandy	201	54	147	172	25	147	29	29	-
Kostanay	335	30	305	330	25	305	5	5	-
Kyzylorda	65	3	62	64	3	61	1	-	1
Mangystau	25	17	8	5	2	3	20	15	5
Pavlodar	224	3	221	221	-	221	3	3	-
Soltustik Kazakhstan	373	16	357	369	13	356	4	3	1
Turkistan	55	0	55	55	-	55	-	-	-
Ulytau	52	15	37	52	15	37	-	-	-
Shygys Kazakhstan	181	20	161	180	20	160	1	-	1
Astana city	4	4	-	-	-	-	4	4	-
Almaty city	133	133	-	-	-	-	133	133	-
Shymkent city	69	69	-	-	-	-	69	69	-

2.5 Number of preschool organizations by language of study

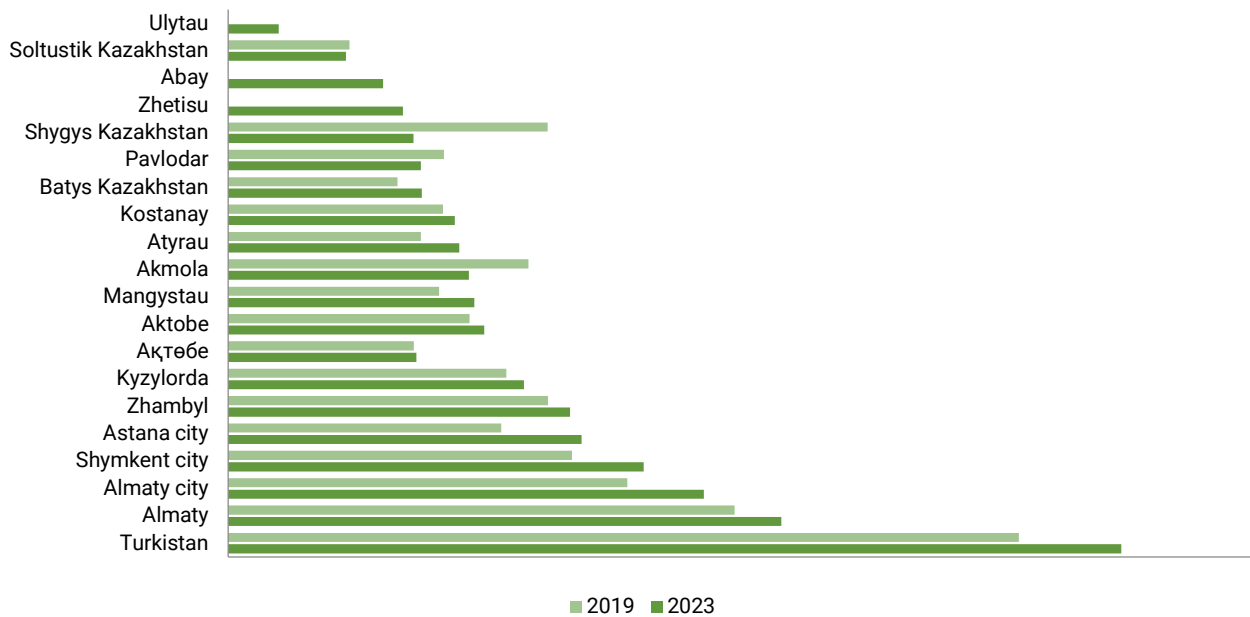
	the beginning of the school year, units									
	2019		2020		2021		2022		2023	
	total	in them groups	total	in them groups	total	in them groups	total	in them groups	total	in them groups
Total preschool organizations in the one language of education and training	8 530	27 202	8 572	28 063	8 716	29 438	8 949	31 137	9 210	33 070
in Kazakh language	6 829	22 577	6 926	23 433	7 122	24 804	7 436	26 658	7 761	28 762
in Russian language	1 685	4 574	1 633	4 593	1 585	4 605	1 504	4 454	1 441	4 284
in Uighur language	5	7	4	6	3	4	3	4	2	3
in Uzbek language	6	28	5	17	3	16	2	9	2	8
in English language	5	16	4	14	3	9	4	12	4	13
Total preschool organizations bilingual education and training	2 053	14 607	2 078	14 984	2 155	15 510	2 155	15 760	2 136	16 001
including:										
in Kazakh language		7 953		8 165		8 465		8 700	-	8 970
in Russian language		6 580		6 743		6 972		7 016	-	6 989
in Uighur language		14		14		62		16	-	16
in Uzbek language		50		51		-		21	-	-
in Korean language		-		-		-		-	-	-
in German language		-		-		-		-	-	-
in other languages		10		11		11		7	-	6
Total preschool organizations with multilingual education	5 742	16 065	-	-	-	-	-	-	-	-

2.6 Number of seats in preschool organizations

	the beginning of the school year, units				
	2019	2020	2021	2022	2023
Republic of Kazakhstan	989 476	988 189	1 031 188	1 080 416	1 126 742
Abay	-	-	-	28 624	30 175
Akmola	41 830	41 405	41 773	42 878	44 104
Aktobe	46 997	44 270	45 782	47 566	49 851
Almaty	98 584	97 400	118 293	104 644	107 734
Atyrau	37 524	36 867	37 210	40 702	44 979
Batys Kazakhstan	32 973	34 354	35 251	36 410	37 712
Zhambyl	62 247	60 410	61 232	63 401	66 565
Zhetisu	-	-	-	31 325	34 002
Karagandy	58 437	55 567	55 307	46 582	46 840
Kostanay	41 976	37 398	37 502	38 648	37 487
Kyzylorda	54 145	54 463	54 586	57 382	57 610
Mangystau	41 052	41 033	42 615	44 126	47 921
Pavlodar	36 112	35 332	35 972	36 404	36 653
Soltustik Kazakhstan	23 606	23 381	22 880	22 663	22 924
Turkistan	153 941	158 097	165 625	166 164	173 931
Ulytau	-	-	-	9 920	9 828
Shygys Kazakhstan	62 219	63 971	64 563	35 146	36 067
Astana city	53 179	55 462	56 299	61 194	68 785
Almaty city	77 743	78 427	82 796	88 785	92 647
Shymkent city	66 911	70 352	73 502	77 852	80 927

Number of seats in preschool organizations

units



2.7 Availability of seats for children in preschool organizations

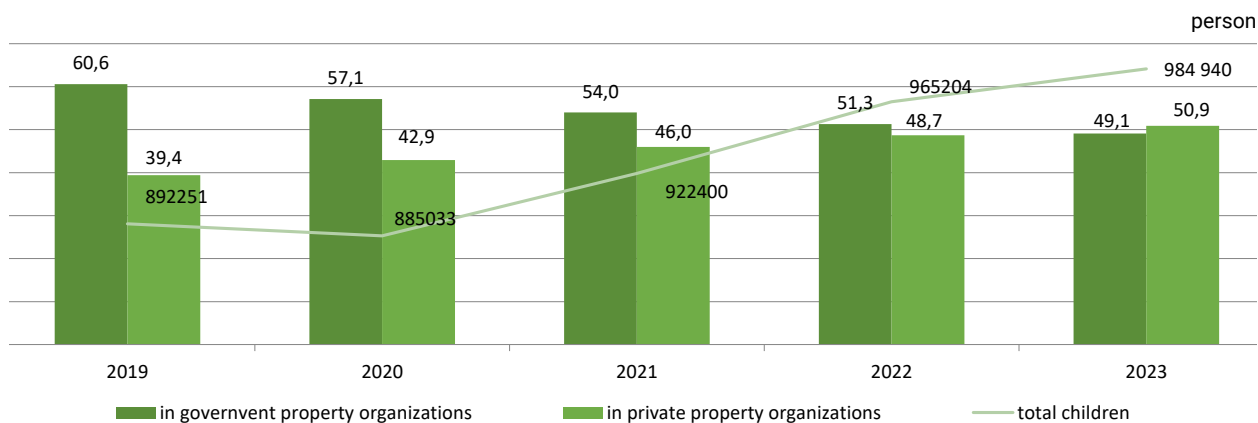
there are children per 100 seats

	2019	2020	2021	2022	2023
Republic of Kazakhstan	90,2	89,6	89,5	89,3	87,4
Abay	-	-	-	89,6	86,2
Akmola	83,5	79,6	85,0	84,9	85,7
Aktobe	95,0	97,0	94,2	94,5	92,5
Almaty	87,1	94,0	92,2	87,9	88,9
Atyrau	95,8	92,2	85,6	84,5	77,2
Batys Kazakhstan	92,9	88,7	91,3	93,6	92,3
Zhambyl	89,8	93,6	93,3	93,5	91,6
Zhetisu	-	-	-	95,0	92,4
Karagandy	88,7	86,8	84,0	86,9	84,6
Kostanay	77,2	83,5	81,4	76,8	78,1
Kyzylorda	83,5	81,2	83,7	81,7	84,4
Mangystau	90,9	90,8	93,3	93,4	90,5
Pavlodar	100,3	94,7	94,8	93,3	91,1
Soltustik Kazakhstan	82,8	78,6	79,5	78,5	74,3
Turkistan	93,6	96,3	95,8	92,9	89,8
Ulytau	-	-	-	87,7	86,1
Shygys Kazakhstan	95,0	89,1	87,9	84,7	80,6
Astana city	98,2	91,8	90,0	94,4	89,1
Almaty city	89,2	83,0	86,6	88,5	89,0
Shymkent city	85,0	83,3	83,1	89,3	84,8

2.8 Number of children in preschool organizations

	2019	2020	2021	2022	2023
Total children in preschool organizations	892 251	885 033	922 400	965 204	984 940
including:					
in urban areas	522 343	510 163	528 308	567 537	582 161
in rural areas	369 908	374 870	394 092	397 667	402 779
of them in private preschool organizations	351 128	379 440	424 302	469 753	500 998
including:					
in urban areas	203 522	212 465	234 228	266 799	288 205
in rural areas	147 606	166 975	190 074	202 954	212 793
Total children in kindergartens	771 514	780 293	827 945	878 739	903 362
including:					
in urban areas	483 151	477 855	499 514	539 341	555 212
in rural areas	288 363	302 438	328 431	339 398	348 150
of them in private kindergartens	332 337	362 321	406 238	451 504	483 441
including:					
in urban areas	185 902	196 284	217 041	249 352	271 489
in rural areas	146 435	166 037	189 197	202 152	211 952
Total children in mini centers	120 737	104 740	94 455	86 465	81 578
including:					
in urban areas	39 192	32 308	28 794	28 196	26 949
in rural areas	81 545	72 432	65 661	58 269	54 629
of them in private mini-centers	18 791	17 119	18 064	18 249	17 557
including:					
in urban areas	17 620	16 181	17 187	17 447	16 716
in rural areas	1 171	938	877	802	841

Number of children in preschool organizations



2.9 Number of children in preschool organizations by type of area and form of ownership

person

	Total	Including		government	Including			including	
		in urban areas	in rural areas		private	including			
						in urban areas	in rural areas	in urban areas	in rural areas
2019									
Republic of Kazakhstan	892 251	522 343	369 908	541 123	318 821	222 302	351 128	203 522	147 606
Akmola	34 908	15 391	19 517	25 557	13 008	12 549	9 351	2 383	6 968
Aktobe	44 643	31 185	13 458	30 274	18 589	11 685	14 369	12 596	1 773
Almaty	85 896	23 752	62 144	40 371	11 398	28 973	45 525	12 354	33 171
Atyrau	35 950	20 797	15 153	31 371	16 733	14 638	4 579	4 064	515
Batys Kazakhstan	30 640	18 147	12 493	26 045	14 355	11 690	4 595	3 792	803
Zhambyl	55 917	25 609	30 308	37 572	16 335	21 237	18 345	9 274	9 071
Karagandy	51 849	40 669	11 180	43 686	32 934	10 752	8 163	7 735	428
Kostanay	32 422	19 267	13 155	25 182	12 544	12 638	7 240	6 723	517
Kyzylorda	45 237	20 393	24 844	19 434	6 121	13 313	25 803	14 272	11 531
Mangystau	37 333	20 225	17 108	25 751	14 849	10 902	11 582	5 376	6 206
Pavlodar	36 210	27 821	8 389	35 314	26 961	8 353	896	860	36
Soltustik Kazakhstan	19 543	9 444	10 099	16 970	6 983	9 987	2 573	2 461	112
Turkistan	144 163	36 155	108 008	44 995	11 192	33 803	99 168	24 963	74 205
Shygys Kazakhstan	59 135	35 083	24 052	43 098	21 316	21 782	16 037	13 767	2 270
Astana city	52 211	52 211	-	32 422	32 422	-	19 789	19 789	-
Almaty city	69 325	69 325	-	42 011	42 011	-	27 314	27 314	-
Shymkent city	56 869	56 869	-	21 070	21 070	-	35 799	35 799	-
2020									
Republic of Kazakhstan	885 033	510 163	374 870	505 593	297 698	207 895	379 440	212 465	166 975
Akmola	32 957	14 294	18 663	23 494	11 995	11 499	9 463	2 299	7 164
Aktobe	42 926	29 762	13 164	28 412	17 227	11 185	14 514	12 535	1 979
Almaty	91 523	24 838	66 685	38 656	11 186	27 470	52 867	13 652	39 215
Atyrau	34 004	19 366	14 638	29 508	15 380	14 128	4 496	3 986	510
Batys Kazakhstan	30 463	18 368	12 095	25 076	13 915	11 161	5 387	4 453	934
Zhambyl	56 560	25 248	31 312	36 359	15 694	20 665	20 201	9 554	10 647
Karagandy	48 234	38 182	10 052	39 793	30 302	9 491	8 441	7 880	561
Kostanay	31 228	19 000	12 228	23 557	11 908	11 649	7 671	7 092	579
Kyzylorda	44 231	19 392	24 839	18 437	5 634	12 803	25 794	13 758	12 036
Mangystau	37 254	19 855	17 399	24 303	13 708	10 595	12 951	6 147	6 804
Pavlodar	33 456	25 626	7 830	32 570	24 758	7 812	886	868	18
Soltustik Kazakhstan	18 373	8 750	9 623	16 016	6 519	9 497	2 357	2 231	126
Turkistan	152 173	39 370	112 803	39 926	10 986	28 940	112 247	28 384	83 863
Shygys Kazakhstan	56 978	33 439	23 539	40 357	19 357	21 000	16 621	14 082	2 539
Astana city	50 933	50 933	-	31 896	31 896	-	19 037	19 037	-
Almaty city	65 108	65 108	-	39 897	39 897	-	25 211	25 211	-
Shymkent city	58 632	58 632	-	17 336	17 336	-	41 296	41 296	-
2021									
Republic of Kazakhstan	922 400	528 308	394 092	498 098	294 080	204 018	424 302	234 228	190 074
Akmola	35 519	15 264	20 255	24 517	12 576	11 941	11 002	2 688	8 314
Aktobe	43 129	30 199	12 930	27 414	16 655	10 759	15 715	13 544	2 171
Almaty	109 125	26 849	82 276	38 218	11 129	27 089	70 907	15 720	55 187
Atyrau	31 846	17 751	14 095	27 326	13 763	13 563	4 520	3 988	532
Batys Kazakhstan	32 179	19 390	12 789	25 098	13 871	11 227	7 081	5 519	1 562
Zhambyl	57 100	25 577	31 523	36 416	15 972	20 444	20 684	9 605	11 079
Karagandy	46 451	37 486	8 965	37 160	28 769	8 391	9 291	8 717	574
Kostanay	30 538	19 855	10 683	22 278	12 103	10 175	8 260	7 752	508
Kyzylorda	45 662	21 046	24 616	19 410	6 376	13 034	26 252	14 670	11 582
Mangystau	39 754	21 393	18 361	24 682	14 382	10 300	15 072	7 011	8 061
Pavlodar	34 101	26 279	7 822	33 046	25 243	7 803	1 055	1 036	19
Soltustik Kazakhstan	18 183	8 796	9 387	15 797	6 528	9 269	2 386	2 268	118
Turkistan	158 594	40 541	118 053	41 547	11 326	30 221	117 047	29 215	87 832
Shygys Kazakhstan	56 763	34 426	22 337	38 610	18 808	19 802	18 153	15 618	2 535
Astana city	50 693	50 693	-	30 035	30 035	-	20 658	20 658	-

Continuation

	Total	Including		government	Including			including	
		in urban areas	in rural areas		in urban areas	in rural areas	private	in urban areas	in rural areas
Almaty city	71 664	71 664	-	38 886	38 886	-	32 778	32 778	-
Shymkent city	61 099	61 099	-	17 658	17 658	-	43 441	43 441	-
2022									
Republic of Kazakhstan	965 204	567 537	397 667	495 451	300 738	194 713	469 753	266 799	202 954
Abay	25 637	14 404	11 233	16 727	6 513	10 214	8 910	7 891	1 019
Akmola	36 415	18 913	17 502	23 993	12 959	11 034	12 422	5 954	6 468
Aktobe	44 937	32 088	12 849	27 213	16 737	10 476	17 724	15 351	2 373
Almaty	92 006	13 412	78 594	17 943	3 907	14 036	74 063	9 505	64 558
Atyrau	34 410	20 189	14 221	28 099	14 516	13 583	6 311	5 673	638
Batys Kazakhstan	34 065	21 281	12 784	24 984	14 053	10 931	9 081	7 228	1 853
Zhambyl	59 309	27 402	31 907	34 620	15 071	19 549	24 689	12 331	12 358
Zhetisu	29 758	13 765	15 993	19 823	7 146	12 677	9 935	6 619	3 316
Karagandy	40 461	33 215	7 246	29 814	23 179	6 635	10 647	10 036	611
Kostanay	29 673	19 540	10 133	21 703	11 930	9 773	7 970	7 610	360
Kyzylorda	46 869	22 369	24 500	19 578	6 579	12 999	27 291	15 790	11 501
Mangystau	41 200	22 155	19 045	24 915	14 742	10 173	16 285	7 413	8 872
Pavlodar	33 963	26 073	7 890	32 956	25 083	7 873	1 007	990	17
Soltustik Kazakhstan	17 782	8 879	8 903	15 398	6 589	8 809	2 384	2 290	94
Turkistan	154 388	40 528	113 860	37 879	10 914	26 965	116 509	29 614	86 895
Ulytau	8 703	6 628	2 075	8 167	6 367	1 800	536	261	275
Shygys Kazakhstan	29 772	20 840	8 932	19 448	12 262	7 186	10 324	8 578	1 746
Astana city	57 757	57 757	-	33 108	33 108	-	24 649	24 649	-
Almaty city	78 585	78 585	-	40 649	40 649	-	37 936	37 936	-
Shymkent city	69 514	69 514	-	18 434	18 434	-	51 080	51 080	-
2023									
Republic of Kazakhstan	984 940	582 161	402 779	483 942	293 956	189 986	500 998	288 205	212 793
Abay	26 018	14 757	11 261	16 904	6 689	10 215	9 114	8 068	1 046
Akmola	37 799	19 802	17 997	24 435	13 359	11 076	13 364	6 443	6 921
Aktobe	46 097	33 331	12 766	26 477	16 215	10 262	19 620	17 116	2 504
Almaty	95 749	14 199	81 550	16 817	3 746	13 071	78 932	10 453	68 479
Atyrau	34 711	20 428	14 283	27 398	13 702	13 696	7 313	6 726	587
Batys Kazakhstan	34 806	21 707	13 099	24 070	13 161	10 909	10 736	8 546	2 190
Zhambyl	60 977	28 183	32 794	34 324	15 050	19 274	26 653	13 133	13 520
Zhetisu	31 418	14 874	16 544	19 752	7 243	12 509	11 666	7 631	4 035
Karagandy	39 629	32 640	6 989	28 915	22 717	6 198	10 714	9 923	791
Kostanay	29 281	19 531	9 750	21 081	11 668	9 413	8 200	7 863	337
Kyzylorda	48 611	23 837	24 774	19 338	6 774	12 564	29 273	17 063	12 210
Mangystau	43 377	23 710	19 667	24 267	14 134	10 133	19 110	9 576	9 534
Pavlodar	33 374	25 683	7 691	32 192	24 518	7 674	1 182	1 165	17
Soltustik Kazakhstan	17 031	8 698	8 333	14 610	6 383	8 227	2 421	2 315	106
Turkistan	156 181	41 407	114 774	37 001	10 705	26 296	119 180	30 702	88 478
Ulytau	8 462	6 384	2 078	7 982	6 206	1 776	480	178	302
Shygys Kazakhstan	29 065	20 636	8 429	18 368	11 675	6 693	10 697	8 961	1 736
Astana city	61 298	61 298	-	32 196	32 196	-	29 102	29 102	-
Almaty city	82 419	82 419	-	39 797	39 797	-	42 622	42 622	-
Shymkent city	68 637	68 637	-	18 018	18 018	-	50 619	50 619	-

2.10 Number of children in kindergartens by type of area and form of ownership

person

	Total	Including		government	Including			private	including	
		in urban areas	in rural areas		including		in urban areas		in rural areas	
					in urban areas	in rural areas				
2019										
Republic of Kazakhstan	771 514	483 151	288 363	439 177	297 249	141 928	332 337	185 902	146 435	
Akmola	27 628	14 357	13 271	18 585	12 090	6 495	9 043	2 267	6 776	
Aktobe	40 145	29 923	10 222	25 776	17 327	8 449	14 369	12 596	1 773	
Almaty	72 831	22 487	50 344	27 553	10 199	17 354	45 278	12 288	32 990	
Atyrau	31 762	19 779	11 983	27 388	15 895	11 493	4 374	3 884	490	
Batys Kazakhstan	25 626	16 520	9 106	21 347	13 044	8 303	4 279	3 476	803	
Zhambyl	49 422	23 643	25 779	31 319	14 493	16 826	18 103	9 150	8 953	
Karagandy	40 597	35 433	5 164	34 822	30 086	4 736	5 775	5 347	428	
Kostanay	23 096	16 990	6 106	16 698	11 109	5 589	6 398	5 881	517	
Kyzylorda	42 201	20 098	22 103	16 486	5 826	10 660	25 715	14 272	11 443	
Mangystau	35 625	19 241	16 384	25 155	14 708	10 447	10 470	4 533	5 937	
Pavlodar	30 947	26 812	4 135	30 209	26 110	4 099	738	702	36	
Soltustik Kazakhstan	11 348	7 910	3 438	9 445	6 070	3 375	1 903	1 840	63	
Turkistan	134 889	35 502	99 387	35 956	10 539	25 417	98 933	24 963	73 970	
Shygys Kazakhstan	43 060	32 119	10 941	27 147	18 462	8 685	15 913	13 657	2 256	
Astana city	48 154	48 154	-	28 415	28 415	-	19 739	19 739	-	
Almaty city	62 308	62 308	-	42 011	42 011	-	20 297	20 297	-	
Shymkent city	51 875	51 875	-	20 865	20 865	-	31 010	31 010	-	
2020										
Republic of Kazakhstan	780 293	477 855	302 438	417 972	281 571	136 401	362 321	196 284	166 037	
Akmola	26 635	13 522	13 113	17 444	11 340	6 104	9 191	2 182	7 009	
Aktobe	38 980	28 763	10 217	24 466	16 228	8 238	14 514	12 535	1 979	
Almaty	79 309	23 682	55 627	26 626	10 087	16 539	52 683	13 595	39 088	
Atyrau	30 813	18 816	11 997	26 550	15 063	11 487	4 263	3 753	510	
Batys Kazakhstan	26 042	17 111	8 931	20 961	12 964	7 997	5 081	4 147	934	
Zhambyl	50 512	23 503	27 009	30 629	14 067	16 562	19 883	9 436	10 447	
Karagandy	38 572	33 688	4 884	32 428	28 105	4 323	6 144	5 583	561	
Kostanay	23 021	17 183	5 838	16 030	10 771	5 259	6 991	6 412	579	
Kyzylorda	41 365	19 096	22 269	15 667	5 338	10 329	25 698	13 758	11 940	
Mangystau	35 886	18 983	16 903	24 005	13 609	10 396	11 881	5 374	6 507	
Pavlodar	29 321	25 440	3 881	28 592	24 729	3 863	729	711	18	
Soltustik Kazakhstan	10 771	7 487	3 284	8 991	5 783	3 208	1 780	1 704	76	
Turkistan	146 667	39 083	107 584	34 420	10 699	23 721	112 247	28 384	83 863	
Shygys Kazakhstan	41 755	30 854	10 901	25 373	16 998	8 375	16 382	13 856	2 526	
Astana city	47 516	47 516	-	28 557	28 557	-	18 959	18 959	-	
Almaty city	59 323	59 323	-	39 897	39 897	-	19 426	19 426	-	
Shymkent city	53 805	53 805	-	17 336	17 336	-	36 469	36 469	-	
2021										
Republic of Kazakhstan	827 945	499 514	328 431	421 707	282 473	139 234	406 238	217 041	189 197	
Akmola	29 170	14 444	14 726	18 432	11 864	6 568	10 738	2 580	8 158	
Aktobe	39 469	29 274	10 195	23 754	15 730	8 024	15 715	13 544	2 171	
Almaty	98 001	25 766	72 235	27 296	10 100	17 196	70 705	15 666	55 039	
Atyrau	28 866	17 250	11 616	24 602	13 518	11 084	4 264	3 732	532	
Batys Kazakhstan	28 015	18 159	9 856	21 212	12 918	8 294	6 803	5 241	1 562	
Zhambyl	51 336	23 763	27 573	30 890	14 275	16 615	20 446	9 488	10 958	
Karagandy	38 153	33 485	4 668	31 236	27 142	4 094	6 917	6 343	574	
Kostanay	23 321	18 147	5 174	15 742	11 076	4 666	7 579	7 071	508	
Kyzylorda	43 316	20 848	22 468	17 160	6 178	10 982	26 156	14 670	11 486	
Mangystau	38 371	20 445	17 926	24 412	14 252	10 160	13 959	6 193	7 766	
Pavlodar	30 156	26 131	4 025	29 220	25 214	4 006	936	917	19	
Soltustik Kazakhstan	11 199	7 854	3 345	9 092	5 817	3 275	2 107	2 037	70	
Turkistan	154 100	40 258	113 842	37 053	11 043	26 010	117 047	29 215	87 832	
Shygys Kazakhstan	42 926	32 144	10 782	25 027	16 767	8 260	17 899	15 377	2 522	

Continuation

	Total	Including		government	Including				
		in urban areas	in rural areas		including	private	including		
							in urban areas	in rural areas	
Astana city	50 559	50 559	-	30 035	30 035	-	20 524	20 524	-
Almaty city	64 555	64 555	-	38 886	38 886	-	25 669	25 669	-
Shymkent city	56 432	56 432	-	17 658	17 658	-	38 774	38 774	-
2022									
Republic of Kazakhstan	878 739	539 341	339 398	427 235	289 989	137 246	451 504	249 352	202 152
Abay	18 507	13 365	5 142	9 797	5 674	4 123	8 710	7 691	1 019
Akmola	30 175	18 099	12 076	18 019	12 249	5 770	12 156	5 850	6 306
Aktobe	41 502	31 205	10 297	23 778	15 854	7 924	17 724	15 351	2 373
Almaty	88 444	13 176	75 268	14 533	3 739	10 794	73 911	9 437	64 474
Atyrau	31 332	19 548	11 784	25 378	14 232	11 146	5 954	5 316	638
Batys Kazakhstan	30 244	20 238	10 006	21 435	13 282	8 153	8 809	6 956	1 853
Zhambyl	54 090	25 805	28 285	29 591	13 562	16 029	24 499	12 243	12 256
Zhetisu	23 055	13 038	10 017	13 120	6 419	6 701	9 935	6 619	3 316
Karagandy	33 101	29 041	4 060	25 181	21 732	3 449	7 920	7 309	611
Kostanay	23 303	18 367	4 936	15 562	10 986	4 576	7 741	7 381	360
Kyzylorda	44 775	22 182	22 593	17 580	6 392	11 188	27 195	15 790	11 405
Mangystau	39 865	21 263	18 602	24 704	14 674	10 030	15 161	6 589	8 572
Pavlodar	29 957	25 930	4 027	29 063	25 053	4 010	894	877	17
Soltustik Kazakhstan	11 221	8 010	3 211	9 107	5 951	3 156	2 114	2 059	55
Turkistan	152 548	40 528	112 020	36 039	10 914	25 125	116 509	29 614	86 895
Ulytau	7 298	6 136	1 162	6 762	5 875	887	536	261	275
Shygyz Kazakhstan	25 700	19 788	5 912	15 395	11 210	4 185	10 305	8 578	1 727
Astana city	57 586	57 586	-	33 108	33 108	-	24 478	24 478	-
Almaty city	71 783	71 783	-	40 649	40 649	-	31 134	31 134	-
Shymkent city	64 253	64 253	-	18 434	18 434	-	45 819	45 819	-
2023									
Republic of Kazakhstan	903 362	555 212	348 150	419 921	283 723	136 198	483 441	271 489	211 952
Abay	18 757	13 581	5 176	9 811	5 681	4 130	8 946	7 900	1 046
Akmola	31 455	18 839	12 616	18 348	12 484	5 864	13 107	6 355	6 752
Aktobe	42 835	32 463	10 372	23 215	15 347	7 868	19 620	17 116	2 504
Almaty	92 863	14 130	78 733	14 154	3 746	10 408	78 709	10 384	68 325
Atyrau	31 995	19 990	12 005	24 974	13 556	11 418	7 021	6 434	587
Batys Kazakhstan	31 272	20 761	10 511	20 753	12 432	8 321	10 519	8 329	2 190
Zhambyl	55 878	26 599	29 279	29 463	13 591	15 872	26 415	13 008	13 407
Zhetisu	24 877	14 122	10 755	13 211	6 491	6 720	11 666	7 631	4 035
Karagandy	32 525	28 391	4 134	24 540	21 197	3 343	7 985	7 194	791
Kostanay	23 444	18 570	4 874	15 486	10 949	4 537	7 958	7 621	337
Kyzylorda	46 787	23 654	23 133	17 646	6 591	11 055	29 141	17 063	12 078
Mangystau	42 305	22 965	19 340	24 076	14 065	10 011	18 229	8 900	9 329
Pavlodar	29 478	25 571	3 907	28 408	24 518	3 890	1 070	1 053	17
Soltustik Kazakhstan	10 982	7 967	3 015	8 846	5 888	2 958	2 136	2 079	57
Turkistan	154 624	41 407	113 217	35 444	10 705	24 739	119 180	30 702	88 478
Ulytau	7 108	5 864	1 244	6 628	5 686	942	480	178	302
Shygyz Kazakhstan	25 585	19 746	5 839	14 907	10 785	4 122	10 678	8 961	1 717
Astana city	61 077	61 077	-	32 196	32 196	-	28 881	28 881	-
Almaty city	75 896	75 896	-	39 797	39 797	-	36 099	36 099	-
Shymkent city	63 619	63 619	-	18 018	18 018	-	45 601	45 601	-

2.11 Number of children in mini-centers by type of area and form of ownership

person

	Total	Including		government	Including				
		in urban areas	in rural areas		including		private	including	
					in urban areas	in rural areas		in urban areas	in rural areas
2019									
Republic of Kazakhstan	120 737	39 192	81 545	101 946	21 572	80 374	18 791	17 620	1 171
Akmola	7 280	1 034	6 246	6 972	918	6 054	308	116	192
Aktobe	4 498	1 262	3 236	4 498	1 262	3 236	-	-	-
Almaty	13 065	1 265	11 800	12 818	1 199	11 619	247	66	181
Atyrau	4 188	1 018	3 170	3 983	838	3 145	205	180	25
Batys Kazakhstan	5 014	1 627	3 387	4 698	1 311	3 387	316	316	-
Zhambyl	6 495	1 966	4 529	6 253	1 842	4 411	242	124	118
Karagandy	11 252	5 236	6 016	8 864	2 848	6 016	2 388	2 388	-
Kostanay	9 326	2 277	7 049	8 484	1 435	7 049	842	842	-
Kyzylorda	3 036	295	2 741	2 948	295	2 653	88	-	88
Mangystau	1 708	984	724	596	141	455	1 112	843	269
Pavlodar	5 263	1 009	4 254	5 105	851	4 254	158	158	-
Soltustik Kazakhstan	8 195	1 534	6 661	7 525	913	6 612	670	621	49
Turkistan	9 274	653	8 621	9 039	653	8 386	235	-	235
Shygys Kazakhstan	16 075	2 964	13 111	15 951	2 854	13 097	124	110	14
Astana city	4 057	4 057	-	4 007	4 007	-	50	50	-
Almaty city	7 017	7 017	-	-	-	-	7 017	7 017	-
Shymkent city	4 994	4 994	-	205	205	-	4 789	4 789	-
2020									
Republic of Kazakhstan	104 740	32 308	72 432	87 621	16 127	71 494	17 119	16 181	938
Akmola	6 322	772	5 550	6 050	655	5 395	272	117	155
Aktobe	3 946	999	2 947	3 946	999	2 947	-	-	-
Almaty	12 214	1 156	11 058	12 030	1 099	10 931	184	57	127
Atyrau	3 191	550	2 641	2 958	317	2 641	233	233	-
Batys Kazakhstan	4 421	1 257	3 164	4 115	951	3 164	306	306	-
Zhambyl	6 048	1 745	4 303	5 730	1 627	4 103	318	118	200
Karagandy	9 662	4 494	5 168	7 365	2 197	5 168	2 297	2 297	-
Kostanay	8 207	1 817	6 390	7 527	1 137	6 390	680	680	-
Kyzylorda	2 866	296	2 570	2 770	296	2 474	96	-	96
Mangystau	1 368	872	496	298	99	199	1 070	773	297
Pavlodar	4 135	186	3 949	3 978	29	3 949	157	157	-
Soltustik Kazakhstan	7 602	1 263	6 339	7 025	736	6 289	577	527	50
Turkistan	5 506	287	5 219	5 506	287	5 219	-	-	-
Shygys Kazakhstan	15 223	2 585	12 638	14 984	2 359	12 625	239	226	13
Astana city	3 417	3 417	-	3 339	3 339	-	78	78	-
Almaty city	5 785	5 785	-	-	-	-	5 785	5 785	-
Shymkent city	4 827	4 827	-	-	-	-	4 827	4 827	-
2021									
Republic of Kazakhstan	94 455	28 794	65 661	76 391	11 607	64 784	18 064	17 187	877
Akmola	6 349	820	5 529	6 085	712	5 373	264	108	156
Aktobe	3 660	925	2 735	3 660	925	2 735	-	-	-
Almaty	11 124	1 083	10 041	10 922	1 029	9 893	202	54	148
Atyrau	2 980	501	2 479	2 724	245	2 479	256	256	-
Batys Kazakhstan	4 164	1 231	2 933	3 886	953	2 933	278	278	-
Zhambyl	5 764	1 814	3 950	5 526	1 697	3 829	238	117	121
Karagandy	8 298	4 001	4 297	5 924	1 627	4 297	2 374	2 374	-
Kostanay	7 217	1 708	5 509	6 536	1 027	5 509	681	681	-
Kyzylorda	2 346	198	2 148	2 250	198	2 052	96	-	96
Mangystau	1 383	948	435	270	130	140	1 113	818	295
Pavlodar	3 945	148	3 797	3 826	29	3 797	119	119	-
Soltustik Kazakhstan	6 984	942	6 042	6 705	711	5 994	279	231	48
Turkistan	4 494	283	4 211	4 494	283	4 211	-	-	-
Shygys Kazakhstan	13 837	2 282	11 555	13 583	2 041	11 542	254	241	13
Astana city	134	134	-	-	-	-	134	134	-

Continuation

	Total	Including		government	Including			private	including	
		in urban areas	in rural areas		in urban areas	in rural areas	in urban areas		in rural areas	
Almaty city	7 109	7 109	-	-	-	-	7 109	7 109	-	
Shymkent city	4 667	4 667	-	-	-	-	4 667	4 667	-	
2022										
Republic of Kazakhstan	86 465	28 196	58 269	68 216	10 749	57 467	18 249	17 447	802	
Abay	7 130	1 039	6 091	6 930	839	6 091	200	200	-	
Akmola	6 240	814	5 426	5 974	710	5 264	266	104	162	
Aktobe	3 435	883	2 552	3 435	883	2 552	-	-	-	
Almaty	3 562	236	3 326	3 410	168	3 242	152	68	84	
Atyrau	3 078	641	2 437	2 721	284	2 437	357	357	-	
Batys Kazakhstan	3 821	1 043	2 778	3 549	771	2 778	272	272	-	
Zhambyl	5 219	1 597	3 622	5 029	1 509	3 520	190	88	102	
Zhetisu	6 703	727	5 976	6 703	727	5 976	-	-	-	
Karagandy	7 360	4 174	3 186	4 633	1 447	3 186	2 727	2 727	-	
Kostanay	6 370	1 173	5 197	6 141	944	5 197	229	229	-	
Kyzylorda	2 094	187	1 907	1 998	187	1 811	96	-	96	
Mangystau	1 335	892	443	211	68	143	1 124	824	300	
Pavlodar	4 006	143	3 863	3 893	30	3 863	113	113	-	
Soltustik Kazakhstan	6 561	869	5 692	6 291	638	5 653	270	231	39	
Turkistan	1 840	0	1 840	1 840	-	1 840	-	-	-	
Ulytau	1 405	492	913	1 405	492	913	-	-	-	
Shygys Kazakhstan	4 072	1 052	3 020	4 053	1 052	3 001	19	-	19	
Astana city	171	171	-	-	-	-	171	171	-	
Almaty city	6 802	6 802	-	-	-	-	6 802	6 802	-	
Shymkent city	5 261	5 261	-	-	-	-	5 261	5 261	-	
2023										
Republic of Kazakhstan	81 578	26 949	54 629	64 021	10 233	53 788	17 557	16 716	841	
Abay	7 261	1 176	6 085	7 093	1 008	6 085	168	168	-	
Akmola	6 344	963	5 381	6 087	875	5 212	257	88	169	
Aktobe	3 262	868	2 394	3 262	868	2 394	-	-	-	
Almaty	2 886	69	2 817	2 663	-	2 663	223	69	154	
Atyrau	2 716	438	2 278	2 424	146	2 278	292	292	-	
Batys Kazakhstan	3 534	946	2 588	3 317	729	2 588	217	217	-	
Zhambyl	5 099	1 584	3 515	4 861	1 459	3 402	238	125	113	
Zhetisu	6 541	752	5 789	6 541	752	5 789	-	-	-	
Karagandy	7 104	4 249	2 855	4 375	1 520	2 855	2 729	2 729	-	
Kostanay	5 837	961	4 876	5 595	719	4 876	242	242	-	
Kyzylorda	1 824	183	1 641	1 692	183	1 509	132	-	132	
Mangystau	1 072	745	327	191	69	122	881	676	205	
Pavlodar	3 896	112	3 784	3 784	-	3 784	112	112	-	
Soltustik Kazakhstan	6 049	731	5 318	5 764	495	5 269	285	236	49	
Turkistan	1 557	-	1 557	1 557	-	1 557	-	-	-	
Ulytau	1 354	520	834	1 354	520	834	-	-	-	
Shygys Kazakhstan	3 480	890	2 590	3 461	890	2 571	19	-	19	
Astana city	221	221	-	-	-	-	221	221	-	
Almaty city	6 523	6 523	-	-	-	-	6 523	6 523	-	
Shymkent city	5 018	5 018	-	-	-	-	5 018	5 018	-	

2.12 Age composition of children in preschool organizations

person

	Total	Including	
		in kindergartens	in preschool mini-centers
2019			
Total children aged 0 to 7 years	3 006 072	-	-
of them girls	1 500 728	-	-
including in preschool organizations	892 251	771 514	120 737
of them girls	430 365	371 798	58 567
aged 0 to 1 year	4 322	3 607	715
of them girls	2 108	1 764	344
aged 1 to 2 years	52 361	44 270	8 091
of them girls	25 266	21 288	3 978
two year old childrens	162 394	141 681	20 713
of them girls	79 147	69 147	10 000
three year old childrens	270 717	234 091	36 626
of them girls	131 072	113 255	17 817
four year old childrens	270 988	230 776	40 212
of them girls	131 620	111 971	19 649
five year old childrens	124 562	111 578	12 984
of them girls	58 233	52 102	6 131
six year old childrens	6 730	5 382	1 348
of them girls	2 846	2 217	629
seven year old childrens	177	129	48
of them girls	73	54	19
2020			
Total children aged 0 to 7 years	2 800 321	-	-
of them girls	1 383 242	-	-
including in preschool organizations	885 033	780 293	104 740
of them girls	426 493	375 699	50 794
aged 0 to 1 year	5 147	4 480	667
of them girls	2 465	2 132	333
aged 1 to 2 years	52 577	45 167	7 410
of them girls	25 449	21 821	3 628
two year old childrens	153 724	135 376	18 348
of them girls	74 844	65 798	9 046
three year old childrens	251 514	221 267	30 247
of them girls	122 234	107 517	14 717
four year old childrens	275 735	240 394	35 341
of them girls	132 772	115 721	17 051
five year old childrens	138 277	126 787	11 490
of them girls	65 395	59 917	5 478
six year old childrens	7 982	6 755	1 227
of them girls	3 305	2 767	538
seven year old childrens	77	67	10
of them girls	29	26	3
2021			
Total children aged 0 to 7 years	2 898 574	-	-
of them girls	1 431 225	-	-
including in preschool organizations	922 400	827 945	94 455
of them girls	444 984	399 141	45 843
aged 0 to 1 year	3 897	3 348	549
of them girls	1 918	1 646	272
aged 1 to 2 years	63 024	56 243	6 781
of them girls	30 608	27 289	3 319
two year old childrens	176 569	158 451	18 118
of them girls	85 811	76 997	8 814
three year old childrens	263 751	234 818	28 933
of them girls	128 349	114 091	14 258

Continuation

	Total	Including	
		in kindergartens	in preschool mini-centers
four year old childrens	267 227	237 094	30 133
of them girls	129 177	114 706	14 471
five year old childrens	141 080	132 274	8 806
of them girls	66 097	61 922	4 175
six year old childrens	6 737	5 621	1 116
of them girls	2 977	2 454	523
seven year old childrens	115	96	19
of them girls	47	36	11
2022			
Total children aged 0 to 7 years	2 838 198	-	-
of them girls	1 375 950	-	-
including in preschool organizations	965 204	878 739	86 465
of them girls	467 204	425 201	42 003
aged 0 to 1 year	100	71	29
of them girls	51	39	13
aged 1 to 2 years	24 052	20 777	3 275
of them girls	11 650	10 042	1 608
two year old childrens	144897	130317	14580
of them girls	70580	63487	7093
three year old childrens	269301	245176	24125
of them girls	131284	119564	11720
four year old childrens	297525	268160	29365
of them girls	144947	130536	14411
five year old childrens	200386	187606	12780
of them girls	95602	89459	6143
six year old childrens	28590	26334	2256
of them girls	12961	11967	994
seven year old childrens	353	298	55
of them girls	129	108	21
2023			
Total children aged 0 to 7 years	2 841 917	-	-
of them girls	1 377 407	-	-
including in preschool organizations	984 940	903 362	81 578
of them girls	477 133	437 501	39 632
aged 0 to 1 year	120	85	35
of them girls	58	41	17
aged 1 to 2 years	16 351	13 780	2 571
of them girls	7 988	6 702	1 286
two year old childrens	167 061	152 898	14 163
of them girls	81 657	74 662	6 995
three year old childrens	280 066	255 627	24 439
of them girls	136 310	124 411	11 899
four year old childrens	294 256	267 017	27 239
of them girls	143 445	130 205	13 240
five year old childrens	313 679	190 363	123 316
of them girls	153 488	90 762	62 726
six year old childrens	80 964	23 395	57 569
of them girls	36 128	10 667	25 461
seven year old childrens	1 450	197	1 253
of them girls	495	51	444

2.13 The ethnic composition of children in preschool organizations

	2019		2020		2021		2022		2023		person
	urban area	rural area	urban area	rural area	urban area	rural area	urban area	rural area	urban area	rural area	
	Total children 0 to 7 years old including in preschool organizations of them	1 819 379	1 186 693	1 613 750	1 186 557	1 691 330	1 207 244	1 986 067	1 247 280	582 161	
Kazakh nationality	136 435	93 921	391 474	315 460	411 162	332 945	441 163	330 900	468 345	342 300	342 300
Russian nationality	36 552	8 377	71 633	21 907	69 348	21 244	66 769	20 109	64 848	19 127	19 127
other nationality including	21 732	10 448	47 036	37 499	47 798	39 903	48 063	40 317	48 957	41 352	41 352
Germans	1 842	817	3 428	2 180	3 212	2 002	2 899	1 699	2 682	1 518	1 518
Ukrainians	2 217	847	4 151	2 184	3 806	2 002	3 480	1 921	3 160	1 806	1 806
Tatars	2 184	440	4 256	1 087	3 994	1 069	3 740	1 005	3 629	960	960
Belarusians	414	191	766	460	711	403	678	380	614	371	371
Uzbeks	5 972	3 329	16 456	15 500	17 259	16 924	17 759	16 772	18 730	17 200	17 200
Uighurs	2 059	1 295	4 823	5 322	5 371	6 203	5 673	6 601	6 180	7 258	7 258
Koreans	8	-	2 658	316	2 519	311	2 502	329	2 360	307	307
Chechens	257	113	536	408	546	423	541	403	535	360	360
Azerbaijan	1 168	552	2 480	1 673	2 610	1 889	2 761	2 042	2 809	2 043	2 043
Jews	31	1	57	7	47	9	34	5	42	5	5
Turks	512	500	1 334	1 659	1 337	1 800	1 379	1 964	1 423	1 953	1 953
Gypsies	7	5	15	13	15	12	13	13	10	18	18
Kyrgyz	490	77	1 115	165	1 184	177	1 326	196	1 335	206	206
Tajiks	175	715	396	2 431	432	2 537	499	2 600	613	2 837	2 837
Lithuanians	48	15	99	35	88	38	83	29	70	26	26
Georgians	118	46	180	47	189	44	186	51	194	51	51
Dungan	380	516	620	1 816	778	1 844	933	1 883	1 048	2 015	2 015
Bashkirs	149	42	235	107	207	113	209	110	203	100	100
Moldovans	101	50	158	126	143	105	150	105	140	93	93
Udmurts	26	14	40	53	29	43	33	35	18	34	34
Mordvinians	53	15	80	39	65	24	53	30	44	26	26
Gagauz	-	2	2	3	1	4	5	5	9	2	2
Chuvash	38	20	66	38	58	30	53	39	56	32	32
Poles	272	180	400	313	383	286	352	288	349	242	242
Estonian	11	1	13	2	8	3	12	2	12	3	3
Mari	20	4	38	37	38	38	31	31	23	29	29
Bulgarians	54	5	105	27	81	23	69	26	57	25	25
Avars	15	4	23	13	22	12	28	11	25	11	11
Ingush	140	41	314	78	305	79	326	85	305	73	73

Continuation

	2019		2020		2021		2022		2023	
	urban area	rural area	urban area	rural area	urban area	rural area	urban area	rural area	urban area	rural area
Armenians	267	50	406	100	398	84	419	80	409	69
Greeks	126	36	192	78	217	73	211	66	178	55
other	2578	525	1 594	1 182	1 745	1 299	1 626	1 511	-	-
not specified	327 624	257 162	20	4	2	-	11 542	6 341	1 706	1 624

2.14 Number of children in preschool organizations by language of study

	2019	2020	2021	2022	2023	person
Number of children in preschool organizations in one language of upbringing and education	556 040	561 604	587 964	622 238	647 486	
in Kazakh language	480 164	489 055	516 034	552 409	581 569	
in Russian language	75 141	71 932	71 517	70 550	65 635	
in Uighur language	120	134	100	98	72	
in Uzbek language	440	345	246	94	113	
in English language	175	138	67	87	97	
Number of children in preschool organizations in two languages of education and training	336 211	323 429	334 436	341 966	337 454	
including						
in Kazakh language	181 182	176 114	184 761	190 423	191 219	
in Russian language	153 426	145 723	148 119	150 497	145 336	
in Uighur language	356	346	1 477	354	379	
in Uzbek language	1 120	1 180	-	610	450	
in Korean language	-	-	-	-	-	
in German language	-	-	-	-	-	
in other languages	127	66	79	82	70	
Number of children in preschool organizations with multilingual education	338 703	-	-	-	-	-

2.15 Information about 5-6 (7) year old children covered by mandatory pre-school training

	Total	Number of childrens	Of them in rural areas	Of them girls	Of them in rural areas	Number of teachers	person
2019							
Number of kindergartens with preschool groups, units	2 436	117 088	28 069	54 373	1 3059	1 513	
in them preschool groups, units	4 557	117 088	-	-	-	-	
Number of preschool mini-centers with preschool groups, units	1 101	14 380	4 962	6 779	2 251	498	
in them preschool groups, units	1 599	14 380	-	-	-	-	
Number of schools with preschool classes, units	5 975	217 857	126 376	105 610	61 317	10 442	
they have preschool classes, units	10 104	217 857	-	-	-	-	
Total children 5-6 (7) years old	355 235	-	-	-	-	-	
of them covered by pre-school education	349 325	-	-	-	-	-	
2020							
Number of kindergartens with preschool groups, units	2 990	133 609	32 848	62 710	15 206	1 360	
in them preschool groups, units	5 718	133 609	-	-	-	-	
Number of preschool mini-centers with preschool groups, units	899	12 727	4 224	6 019	1 955	386	
in them preschool groups, units	1 396	12 727	-	-	-	-	
Number of schools with preschool classes, units	5 942	188 986	116 224	92 033	56 538	10 884	
they have preschool classes, units	9 264	188 986	-	-	-	-	
Total children 5-6 (7) years old	345 089	-	-	-	-	-	
of them covered by pre-school education	335 322	-	-	-	-	-	
2021							
Number of kindergartens with preschool groups, units	3 339	137 991	34 757	64 412	16 090	1 278	
in them preschool groups, units	6 418	137 991	-	-	-	-	
Number of preschool mini-centers with preschool groups, units	821	9 941	3 415	4 709	1 535	354	
in them preschool groups, units	1 189	9 941	-	-	-	-	
Number of schools with preschool classes, units	5 889	188 682	114 861	91 583	55 452	7 980	
they have preschool classes, units	9 995	188 682	-	-	-	-	
Total children 5-6 (7) years old	351 317	-	-	-	-	-	

Continuation

	Total	Number of childrens	Of them in rural areas	Of them girls	Of them in rural areas	Number of teachers
of them covered by pre-school education	336 614	-	-	-	-	-
2022						
Number of kindergartens with preschool groups, units	3 680	214 238	62 599	101 534	29 250	1 119
in them preschool groups, units	6 864	214 238	-	-	-	-
Number of preschool mini-centers with preschool groups, units	739	15 091	7 202	7 158	3 433	312
in them preschool groups, units	1 065	15 091	-	-	-	-
Number of schools with preschool classes, units	5 743	174 408	105 570	84 570	51 135	8 169
they have preschool classes, units	9 754	174 408	-	-	-	-
Total childrens 5-6 (7) years old	2 838 198	-	-	-	-	-
of them covered by pre-school education	403 737	-	-	-	-	-
2023						
Number of kindergartens with preschool groups, units	4 049	213 955	61 951	101 480	29 166	874
in them preschool groups, units	7 429	213 955	-	-	-	-
Number of preschool mini-centers with preschool groups, units	733	13 131	5 750	6 195	2 666	244
in them preschool groups, units	1 060	13 131	-	-	-	-
Number of schools with preschool classes, units	6 261	169 007	104 585	82 436	50 976	8 457
they have preschool classes, units	9 683	169 007	-	-	-	-
Total childrens 5-6 (7) years old	2 841 917	-	-	-	-	-
of them covered by pre-school education	214 238	-	-	-	-	-

2.16 Information on the qualitative composition of teaching staff in preschool organizations

	Total	Including				person
		by type of area		by form of ownership		
		urban area	rural area	Government	private	
2019						
By education	97 209	55 331	41 878	62 489	34 720	
with higher education	62 802	36 743	26 059	39 206	23 596	
including with higher preschool education	29 073	15 500	13 573	18 488	10 585	
with technical and professional education	31 952	17 393	14 559	22 352	9 600	
including with technical and vocational pre-school education	22 732	12 294	10 438	16 809	5 923	
with general secondary education	2 455	1 195	1 260	931	1 524	
including graduates of the pedagogical class	172	112	60	87	85	
Have a category						
higher	8 167	6 456	1 711	6 332	1 835	
first	14 128	8 521	5 607	11 579	2 549	
second	23 916	13 112	10 804	18 886	5 030	
no category	50 998	27 242	23 756	48 468	2 530	
According to the age						
up to 30 years	25 724	14 870	10 854	24 509	1 215	
30 to 39 years old	31 457	16 699	14 758	30 305	1 152	
40 to 49 years old	24 223	13 797	10 426	17 699	6 524	
from 50 to 59 years old	13 802	8 484	5 318	10 343	3 459	
over 59 years old	2 003	1 481	522	943	1 060	
By work experience						
5 years or less	57 769	31 088	26 681	55 266	2 503	
from 6 to 10 years old	16 161	9 061	7 100	12 127	4 034	
from 11 to 15 years old	8 382	5 134	3 248	6 487	1 895	
16 years and over	14 897	10 048	4 849	11 139	3 758	
2020						
By education	95 860	54 703	41 157	61 416	34 444	

	Total	Including			
		by type of area		by form of ownership	
		urban area	rural area	Government	private
with higher education	1 031	777	254	473	558
including with higher preschool education	61 953	36 093	25 860	38 848	23 105
	30 620	16 302	14 318	19 688	10 932
with technical and professional education	30 777	16 801	13 976	21 349	9 428
including with technical and vocational pre-school education	22 410	12 121	10 289	16 458	5 952
with general secondary education	2 099	1 032	1 067	746	1 353
including graduates of the pedagogical class	149	97	52	78	71
Have a category					
higher	8 718	6 838	1 880	6 884	1 834
first	14 848	8 934	5 914	12 326	2 522
second	23 565	12 928	10 637	18 584	4 981
no category	48 729	26 003	22 726	23 622	25 107
According to the age					
up to 30 years	22 905	13 460	9 445	12 087	10 818
30 to 39 years old	31 250	16 536	14 714	19 378	11 872
40 to 49 years old	24 689	14 033	10 656	17 888	6 801
from 50 to 59 years old	14 778	9 011	5 767	11 077	3 701
over 59 years old	2 238	1 663	575	986	1 252
By work experience					
5 years or less	49 409	26 746	22 663	26 085	23 324
from 6 to 10 years old	18 810	10 152	8 658	13 954	4 856
from 11 to 15 years old	9 884	5 841	4 043	7 772	2 112
16 years and over	17 757	11 964	5 793	13 605	4 152
	2021				
By education	96 723	54 913	41 810	60 487	36 236
with postgraduate education	1 070	797	273	466	604
with higher education	63 076	36 388	26 688	38 809	24 267
including with higher preschool education	29 757	15 622	14 135	19 184	10 573
with technical and professional education	30 826	16 898	13 928	20 623	10 203
including with technical and vocational pre-school education	26 993	15 308	11 685	18 920	8 073
with general secondary education	1 751	830	921	499	1 252
including graduates of the pedagogical class	130	70	60	54	76
Have a category					
higher	8 603	6 767	1 836	6 685	1 918
first	14 247	8 578	5 669	11 716	2 531
second	24 219	13 366	10 853	19 082	5 137
no category	49 654	26 202	23 452	22 914	26 740
According to the age					
up to 30 years	21 931	12 963	8 968	11 237	10 694
30 to 39 years old	31 363	16 506	14 857	18 648	12 715
40 to 49 years old	25 259	14 111	11 148	17 831	7 428
from 50 to 59 years old	15 662	9 521	6 141	11 607	4 055
over 59 years old	2 508	1 812	696	1 074	1 434
By work experience					
5 years or less	49 264	26 482	22 782	43 796	5 468
from 6 to 10 years old	19 387	10 386	9 001	17 222	2 165
from 11 to 15 years old	10 308	6 000	4 308	6 039	4 269
16 years and over	17 764	12 045	5 719	11 445	6 319
	2022				
By education	97 407	55 811	41 596	58 394	39 013
with postgraduate education	1 190	880	310	515	675
with higher education	64 146	37 328	26 818	38 183	25 963
including with higher preschool education	34 858	18 595	16 263	21 821	13 037
with technical and professional education	30 369	16 724	13 645	19 208	11 161

Continuation

	Total	Including			
		by type of area		by form of ownership	
		urban area	rural area	Government	private
including with technical and vocational pre-school education	30 202	17 459	12 743	20 229	9 973
with general secondary education including graduates of the pedagogical class	1 702	879	823	488	1 214
Have a category	106	61	45	37	69
higher	5 412	4 312	1 100	3 842	1 570
first	8 815	5 514	3 301	6 841	1 974
second	14 286	7 935	6 351	10 095	4 191
no category	-	-	-	-	-
According to the age					
up to 30 years	18 632	11 244	7 388	8 766	9 866
30 to 39 years old	32 372	17 305	15 067	18 029	14 343
40 to 49 years old	25 965	14 449	11 516	17 529	8 436
from 50 to 59 years old	16 718	10 219	6 499	12 130	4 588
over 59 years old	3 720	2 594	1 126	1 940	1 780
By work experience					
5 years or less	49 989	27 431	22 558	23 530	26 459
from 6 to 10 years old	19 548	10 621	8 927	13 693	5 855
from 11 to 15 years old	10 652	6 129	4 523	8 307	2 345
16 years and over	17 218	11 630	5 588	12 864	4 354
		2023			
By education	99 330	57 368	41 962	58 099	41 231
with postgraduate education	1 258	933	325	575	683
with higher education including with higher preschool education	66 147	38 648	27 499	38 963	27 184
with technical and professional education including with technical and vocational pre-school education	34 507	18 376	16 131	21 436	13 071
with general secondary education including graduates of the pedagogical class	31 215	17 378	13 837	18 471	12 744
with general secondary education including graduates of the pedagogical class	30 701	18 116	12 585	19 348	11 353
with general secondary education including graduates of the pedagogical class	708	407	301	88	620
with general secondary education including graduates of the pedagogical class	47	30	17	7	40
Have a category					
higher	3 783	3 050	733	2 527	1 256
first	5 838	3 755	2 083	4 341	1 497
second	9 670	5 692	3 978	6 269	3 401
no category	-	-	-	-	-
According to the age					
up to 30 years	19 893	12 166	7 727	8 684	11 209
30 to 39 years old	33 098	17 887	15 211	17 957	15 141
40 to 49 years old	26 284	14 678	11 606	17 578	8 706
from 50 to 59 years old	16 588	10 218	6 370	12 060	4 528
over 59 years old	3 467	2 419	1 048	1 820	1 647
By work experience					
5 years or less	48 033	26 421	21 612	20 848	27 185
from 6 to 10 years old	20 447	11 305	9 142	13 839	6 608
from 11 to 15 years old	12 083	6 952	5 131	9 320	2 763
16 years and over	18 767	12 690	6 077	14 092	4 675

2.17 Commissioning of preschool organizations

	Number, units					Seats				
	2019	2020	2021	2022	2023	2019	2020	2021	2022	2023
Republic of Kazakhstan	71	38	32	48	63	8 431	4 947	4 950	5 864	6 739
Abay	-	1	1	-	3	-	128	120	-	330
Akmola	5	2	1	1	1	620	140	80	280	45
Aktobe	2	2	1	2	1	275	420	100	350	75
Almaty	1	-	-	-	-	120	170	-	-	-
Atyrau	7	3	1	-	9	1 450	840	280	-	2 610
Batys Kazakhstan	1	-	-	-	-	50	-	-	-	-
Zhambyl	15	1	6	3	2	1 355	150	1 020	520	200
Zhetisu	2	2	1	2	1	170	105	150	90	50

Continuation

	Number, units					Seats				
	2019	2020	2021	2022	2023	2019	2020	2021	2022	2023
Karagandy	1	-	-	-	-	150	-	-	-	-
Kostanay	1	1	-	-	-	50	30	-	-	-
Kyzylorda	3	5	1	2	20	110	528	100	230	1 112
Mangystau	3	6	1	5	-	270	585	50	410	-
Pavlodar	1	-	-	-	-	60	-	-	-	-
Soltustik Kazakhstan	1	1	-	-	-	46	46	-	-	96
Turkistan	21	4	12	26	24	2 335	550	1 910	2 735	1 997
Ulytau	-	-	-	-	-	-	-	-	-	-
Shygys Kazakhstan	-	3	-	1	-	-	625	-	111	-
Astana city	1	1	4	2	1	240	50	870	310	64
Almaty city	6	6	3	3	1	1 130	580	270	650	160
Shymkent city	-	-	-	1	-	-	-	-	178	-

3. General secondary education*

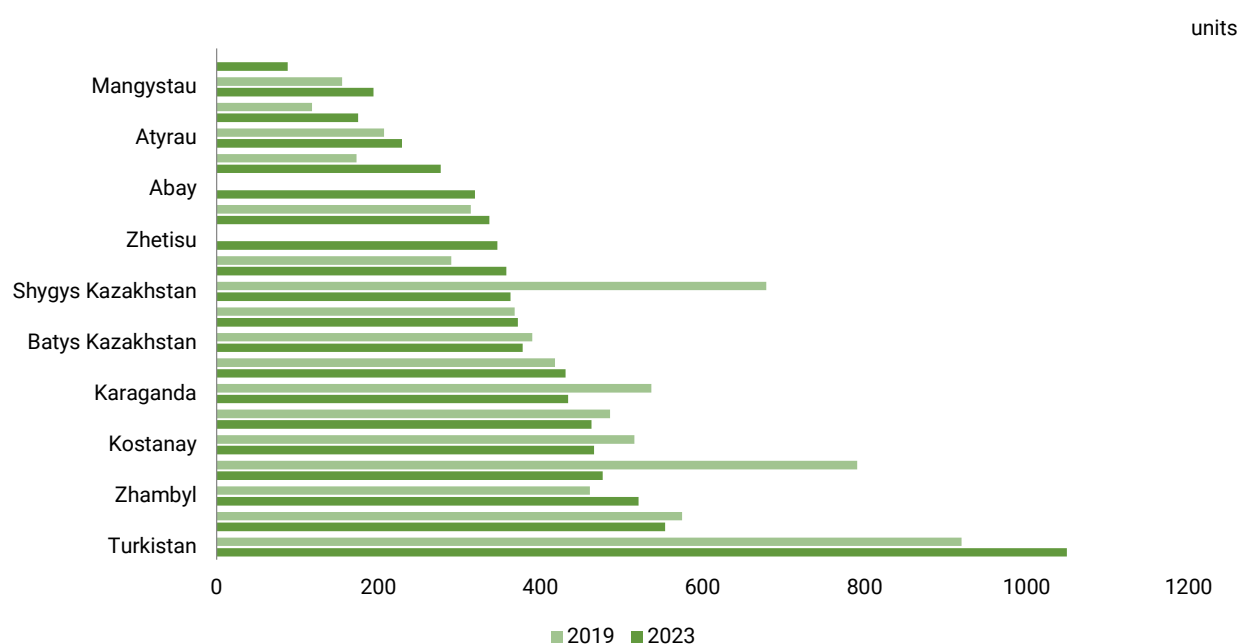
3.1 Number of general education schools

the beginning of the school year, units

	2019/2020	2020/2021	2021/2022	2022/2023	2023/2024
Total number of general education schools	7 398	7 440	7 550	7 687	7 833
of them in rural areas	5 285	5 262	5 262	5 260	5 271
of them Government	6 975	6 957	6 942	6 909	7 127
including:					
in urban areas	1 750	1 763	1 783	1 797	2 007
in rural areas	5 225	5 194	5 159	5 112	5 120
of them non-state	189	250	377	551	706
including:					
in urban areas	176	225	315	442	555
in rural areas	13	25	62	109	151
of them daytime general education schools	7 329	7 370	7 481	7 621	7 770
including:					
in urban areas	2 073	2 136	2 246	2 386	2 522
in rural areas	5 256	5 234	5 235	5 235	5 248
of them evening comprehensive schools	69	70	69	66	63
including:					
in urban areas	40	42	42	41	40
in rural areas	29	28	27	25	23
of them special schools	99	100	100	100	100
including:					
in urban areas	87	88	88	88	89
in rural areas	12	12	12	12	11
of them schools for children with deviant behavior	7	7	7	5	5
including:					
in urban areas	6	6	6	5	5
in rural areas	1	1	1	-	-
of them schools for children with special treatment	1	1	1	1	1
including:					
in urban areas	-	-	-	-	-
in rural areas	1	1	1	1	1

* Hereinafter - according to the data of the Ministry of Education of the Republic of Kazakhstan.

Number of general education schools



3.2 Number of general education schools by type of area

	the beginning of the school year, units														
	2019/2020			2020/2021			2021/2022			2022/2023			2023/2024		
	total	including in urban areas	in rural areas	total	including in urban areas	in rural areas	total	including in urban areas	in rural areas	total	including in urban areas	in rural areas	total	including in urban areas	in rural areas
Republic of Kazakhstan	7 398	2 113	5 285	7 440	2 178	5 262	7 550	2 288	5 262	7 687	2 427	5 260	7 833	2 562	5 271
Abay	-	-	-	-	-	-	-	-	-	318	88	230	319	90	229
Akmola	575	99	476	572	102	470	569	103	466	559	107	452	554	109	445
Aktobe	418	135	283	422	140	282	426	143	283	426	144	282	431	150	281
Almaty	791	111	680	793	112	681	800	113	687	464	51	413	477	56	421
Atyrau	207	76	131	208	80	128	213	84	129	220	91	129	229	98	131
Batys Kazakhstan	390	74	316	388	74	314	383	76	307	381	75	306	378	77	301
Zhambyl	461	106	355	467	109	358	484	114	370	501	123	378	521	136	385
Zhetisu	-	-	-	-	-	-	-	-	-	349	67	282	347	68	279
Karagandy	537	236	301	535	236	299	530	238	292	437	200	237	434	201	233
Kostanay	516	99	417	507	100	407	496	106	390	476	108	368	466	107	359
Kyzylorda	314	79	235	314	78	236	323	82	241	331	87	244	337	94	243
Mangystau	155	55	100	163	60	103	172	66	106	186	74	112	194	79	115
Pavlodar	368	94	274	367	94	273	371	98	273	371	97	274	372	99	273
Soltustik Kazakhstan	486	64	422	480	64	416	474	64	410	467	64	403	463	63	400
Turkistan	920	123	797	930	129	801	963	147	816	1 004	162	842	1 050	182	868
Ulytau	-	-	-	-	-	-	-	-	-	88	39	49	88	40	48
Shygyz Kazakhstan	679	181	498	677	183	494	676	184	492	361	102	259	363	103	260
Astana city	118	118	-	133	133	-	147	147	-	164	164	-	175	175	-
Almaty city	290	290	-	300	300	-	317	317	-	333	333	-	358	358	-
Shymkent city	173	173	-	184	184	-	206	206	-	251	251	-	277	277	-

3.3 Number of day government general education schools by type of area

	the beginning of the school year, units														
	2019/2020			2020/2021			2021/2022			2022/2023			2023/2024		
	total	including in urban areas	in rural areas	total	including in urban areas	in rural areas	total	including in urban areas	in rural areas	total	including in urban areas	in rural areas	total	including in urban areas	in rural areas
Republic of Kazakhstan	6 975	-	5194	6 957	1 763	5194	6 942	1 783	5 159	6 909	1 797	5 112	7 127	2 007	5 120
Abay	-	-	-	-	-	-	-	-	-	303	75	228	311	82	229
Akmola	555	86	469	551	87	464	547	87	460	536	89	447	547	103	444
Aktobe	402	121	281	403	122	281	405	123	282	404	123	281	411	130	281
Almaty	760	93	667	760	93	667	760	93	667	760	93	667	760	93	667
Atyrau	195	66	129	195	69	126	198	71	127	199	72	127	210	79	131
Batys Kazakhstan	379	64	315	377	64	313	370	64	306	367	62	305	371	70	301
Zhambyl	442	91	351	442	91	351	443	91	352	443	92	351	459	104	355
Zhetisu	-	-	-	-	-	-	-	-	-	339	57	282	343	64	279
Karagandy	506	208	298	504	208	296	498	209	289	406	171	235	420	187	233
Kostanay	498	83	415	488	83	405	477	88	389	455	88	367	457	98	359
Kyzylorda	293	63	230	293	63	230	294	64	230	294	64	230	307	75	232
Mangystau	138	43	95	140	44	96	143	46	97	145	47	98	155	54	101
Pavlodar	358	86	272	355	84	271	356	85	271	356	84	272	367	94	273
Soltustik Kazakhstan	475	57	418	468	57	411	461	57	404	454	57	397	460	62	398
Turkistan	648	155	493	899	105	794	904	106	798	906	108	798	922	121	801
Ulytau	-	-	-	-	-	-	-	-	-	87	38	49	87	39	48
Shygyz Kazakhstan	897	105	792	646	157	489	644	157	487	342	85	257	359	99	260
Astana city	87	87	-	90	90	-	93	93	-	95	95	-	108	108	-
Almaty city	205	205	-	207	207	-	207	207	-	212	212	-	238	238	-
Shymkent city	137	137	-	139	139	-	142	142	-	142	142	-	156	156	-

3.4 Number of non-governmental schools by type of area

	the beginning of the school year, units														
	2019/2020			2020/2021			2021/2022			2022/2023			2023/2024		
	total	including in urban areas	in rural areas	total	including in urban areas	in rural areas	total	including in urban areas	in rural areas	total	including in urban areas	in rural areas	total	including in urban areas	in rural areas
Republic of Kazakhstan	189	176	13	250	225	25	377	315	62	551	442	109	706	555	151
Abay	-	-	-	-	-	-	-	-	-	6	6	-	8	8	0
Akmola	3	1	2	5	3	2	6	4	2	7	6	1	7	6	1
Aktobe	7	7	-	10	10	-	13	13	-	14	14	-	20	20	-
Almaty	15	7	8	17	8	9	24	9	15	31	11	20	38	12	26

	2019/2020			2020/2021			2021/2022			2022/2023			2023/2024		
	total	including		total	including		total	including		total	including		total	including	
		in urban areas	in rural areas		in urban areas	in rural areas		in urban areas	in rural areas		in urban areas	in rural areas		in urban areas	in rural areas
Atyrau	6	6	-	7	7	-	8	8	-	14	14	-	19	19	-
Batys Kazakhstan	3	3	-	3	3	-	5	5	-	5	5	-	7	7	-
Zhambyl	8	6	2	14	9	5	30	13	17	48	22	26	62	32	30
Zhetisu	-	-	-	-	-	-	-	-	-	3	3	-	4	4	-
Karagandy	11	11	-	11	11	-	12	12	-	13	13	-	14	14	-
Kostanay	5	5	-	6	6	-	7	7	-	9	9	-	9	9	-
Kyzylorda	6	6	-	6	6	1	15	9	6	23	14	9	30	19	11
Mangystau	5	5	-	12	9	3	18	13	5	30	20	10	39	25	14
Pavlodar	1	1	-	1	1	-	4	4	-	4	4	-	5	5	-
Soltustik Kazakhstan	1	1	-	2	1	1	3	1	2	3	1	2	3	1	2
Turkistan	8	7	1	17	13	4	45	30	15	85	44	41	128	61	67
Ulytau	-	-	-	-	-	-	-	-	-	-	-	-	1	1	-
Shygys Kazakhstan	6	6	-	6	6	-	7	7	-	4	4	-	4	4	-
Astana city	20	20	-	31	31	-	43	43	-	58	58	-	67	67	-
Almaty city	62	62	-	70	70	-	87	87	-	98	98	-	120	120	-
Shymkent city	22	22	-	31	31	-	50	50	-	96	96	-	121	121	-

3.5 Number of day general education schools by type of area

	2019/2020			2020/2021			2021/2022			2022/2023			2023/2024		
	total	including		total	including		total	including		total	including		Total	including	
		in urban areas	in rural areas		in urban areas	in rural areas		in urban areas	in rural areas		in urban areas	in rural areas		in urban areas	in rural areas
Republic of Kazakhstan	7 329	2 073	5 256	7 370	2 136	5 234	7 481	2 246	5 235	7 621	2 386	5 235	7 770	2 522	5 248
Abay	-	-	-	-	-	-	-	-	-	316	87	229	317	89	228
Akmola	566	93	473	563	96	467	560	97	463	550	101	449	545	103	442
Aktobe	416	133	283	420	138	282	424	141	283	424	142	282	429	148	281
Almaty	784	109	675	786	110	676	793	111	682	458	50	408	471	55	416
Atyrau	205	75	130	206	79	127	211	83	128	218	90	128	227	97	130
Batys Kazakhstan	387	72	315	385	72	313	380	74	306	378	73	305	375	75	300
Zhambyl	457	104	353	463	107	356	480	112	368	498	121	377	518	134	384
Zhetisu	-	-	-	-	-	-	-	-	-	348	66	282	346	68	278
Karagandy	531	232	299	529	232	297	524	234	290	432	197	235	429	198	231
Kostanay	510	95	415	501	96	405	491	102	389	471	104	367	461	103	358
Kyzylorda	306	76	230	306	75	231	315	79	236	323	84	239	331	91	240

the beginning of the school year, units

3.7 Number of special schools by type of area

the beginning of the school year, units

	2019/2020			2020/2021			2021/2022			2022/2023			2023/2024		
	total	including		total	including		total	including		total	including		total	including	
		in urban areas	in rural areas		in urban areas	in rural areas		in urban areas	in rural areas		in urban areas	in rural areas		in urban areas	in rural areas
Republic of Kazakhstan	99	87	12	100	88	12	100	88	12	100	88	12	100	89	11
Abay	-	-	-	-	-	-	-	-	-	-	-	-	-	5	-
Akmola	5	4	1	5	4	1	5	4	1	5	4	1	5	4	1
Aktobe	4	3	1	4	3	1	4	3	1	4	3	1	4	3	1
Almaty	7	7	-	7	7	-	7	7	-	7	7	-	7	7	-
Atyrau	3	2	1	3	2	1	3	2	1	3	2	1	3	2	1
Batys Kazakhstan	3	3	-	3	3	-	3	3	-	3	3	-	3	3	-
Zhambyl	4	4	-	4	4	-	4	4	-	4	4	-	4	4	-
Zhetisu	-	-	-	-	-	-	-	-	-	-	-	-	-	-	-
Karagandy	10	10	-	10	10	-	10	10	-	10	10	-	10	10	-
Kostanay	6	6	-	6	6	-	6	6	-	6	6	-	6	6	-
Kyzylorda	3	3	-	3	3	-	3	3	-	3	3	-	3	3	-
Mangystau	4	3	1	4	3	1	4	3	1	4	3	1	4	3	1
Pavlodar	7	5	2	7	5	2	7	5	2	7	5	2	7	5	2
Soltustik Kazakhstan	7	3	4	7	3	4	7	3	4	7	3	4	7	3	4
Turkistan	8	6	2	8	6	2	8	6	2	8	6	2	8	6	2
Ulytau	-	-	-	-	-	-	-	-	-	-	-	-	-	-	-
Shygyz Kazakhstan	13	13	-	13	13	-	13	13	-	13	13	-	13	13	-
Astana city	2	2	-	3	3	-	3	3	-	3	3	-	3	3	-
Almaty city	8	8	-	8	8	-	8	8	-	8	8	-	8	8	-
Shymkent city	5	5	-	5	5	-	5	5	-	5	5	-	5	5	-

3.8 Number of general education schools by language of study

the beginning of the school year, units

	Total	Of them in rural areas	In Kazakh language		In Russian language		In other languages		In mixed languages	
			total	of them in a rural area	total	of them in a rural area	total	of them in a rural area	total	of them in a rural area
2019/2020										
Republic of Kazakhstan	7 398	5 285	3 792	3 069	1 305	867	27	13	2 271	1 336
Akmola	575	476	157	138	193	164	-	-	225	174
Aktobe	418	283	266	196	26	17	-	-	126	70
Almaty	791	680	444	406	18	13	8	6	321	255
Atyrau	207	131	139	109	5	2	-	-	62	20
Batys Kazakhstan	390	316	257	229	37	21	-	-	96	66
Zhambyl	461	355	313	267	17	5	1	-	130	83
Karagandy	537	301	226	173	112	38	-	-	199	90
Kostanay	516	417	120	102	278	220	-	-	118	95
Kyzylorda	314	235	277	223	3	2	-	-	34	10
Mangystau	155	100	126	96	5	1	-	-	24	3
Pavlodar	368	274	138	112	62	47	-	-	168	115
Soltustik Kazakhstan	486	422	115	103	267	235	-	-	104	84
Turkistan	920	797	703	628	8	3	8	7	201	159
Shygys Kazakhstan	679	498	338	287	159	99	-	-	182	112
Astana city	118	-	32	-	15	-	1	-	69	-
Almaty city	290	-	79	-	99	-	6	-	105	-
Shymkent city	173	-	62	-	1	-	3	-	107	-
2020/2021										
Republic of Kazakhstan	7 440	5 262	3 809	3 065	1 287	847	21	7	2 319	1 343
Akmola	572	470	159	139	189	161	-	-	224	170
Aktobe	422	282	270	197	27	18	-	-	125	67
Almaty	793	681	445	406	17	12	5	3	326	260
Atyrau	208	128	140	107	5	2	-	-	62	19
Batys Kazakhstan	388	314	257	228	34	20	-	-	97	66
Zhambyl	467	358	314	267	12	1	1	-	140	90
Karagandy	535	299	225	172	109	38	-	-	201	89
Kostanay	507	407	118	100	272	213	-	-	117	94
Kyzylorda	314	236	278	225	4	2	-	-	32	9
Mangystau	163	103	131	99	6	1	-	-	26	3
Pavlodar	367	273	135	109	63	47	-	-	169	117
Soltustik Kazakhstan	480	416	114	102	267	233	-	-	99	81
Turkistan	930	801	706	630	8	3	5	4	211	164
Shygys Kazakhstan	677	494	336	284	155	96	-	-	186	114
Astana city	133	-	32	-	20	-	1	-	79	-
Almaty city	300	-	82	-	99	-	6	-	111	-
Shymkent city	184	-	67	-	-	-	3	-	114	-
2021/2022										
Republic of Kazakhstan	7 550	5 262	3 847	3 070	1 259	825	13	3	2 431	1 364
Akmola	569	466	157	136	191	164	-	-	221	166
Aktobe	426	283	275	200	23	14	-	-	128	69
Almaty	800	687	448	410	16	11	5	3	331	263
Atyrau	213	129	140	108	5	2	-	-	68	19
Batys Kazakhstan	383	307	252	222	27	19	-	-	104	66
Zhambyl	484	370	319	269	9	2	-	-	156	99
Karagandy	530	292	224	170	106	37	-	-	200	85
Kostanay	496	390	117	98	265	203	-	-	114	89
Kyzylorda	323	241	282	227	2	1	-	-	39	13
Mangystau	172	106	136	100	6	1	-	-	30	5
Pavlodar	371	273	135	109	59	45	-	-	177	119
Soltustik Kazakhstan	474	410	112	100	266	230	-	-	96	80
Turkistan	963	816	715	635	8	3	-	-	240	178
Shygys Kazakhstan	676	492	338	286	150	93	-	-	188	113
Astana city	147	-	37	-	24	-	2	-	84	-
Almaty city	317	-	86	-	102	-	6	-	123	-
Shymkent city	206	-	74	-	-	-	-	-	132	-

Continuation

	Total	Of them in rural areas	In Kazakh language		In Russian language		In other languages		In mixed languages	
			total	of them in a rural area	total	of them in a rural area	total	of them in a rural area	total	of them in a rural area
2022/2023										
Republic of Kazakhstan	7 687	5 260	3 930	3 085	1 203	775	14	3	2 540	1 397
Abay	318	230	194	160	34	24	-	-	90	46
Akmola	559	452	151	131	188	161	1	1	219	159
Aktobe	426	282	279	201	21	12	-	-	126	69
Almaty	464	413	233	214	8	5	2	2	221	192
Atyrau	220	129	141	107	6	2	-	-	73	20
Batys Kazakhstan	381	306	254	224	19	15	1	-	107	67
Zhambyl	501	378	334	278	6	2	-	-	161	98
Zhetisu	349	282	216	196	7	5	-	-	126	81
Karagandy	437	237	166	126	100	33	-	-	171	78
Kostanay	476	368	114	93	247	187	-	-	115	88
Kyzylorda	331	244	288	229	-	-	-	-	43	15
Mangystau	186	112	150	106	6	1	-	-	30	5
Pavlodar	371	274	135	108	57	44	-	-	179	122
Soltustik Kazakhstan	467	403	112	100	254	216	-	-	101	87
Turkistan	1 004	842	731	643	9	4	-	-	264	195
Ulytau	88	49	60	42	3	-	-	-	25	7
Shygys Kazakhstan	361	259	148	127	110	64	-	-	103	68
Astana city	164	-	36	-	23	-	3	-	102	-
Almaty city	333	-	95	-	105	-	7	-	126	-
Shymkent city	251	-	93	-	-	-	-	-	158	-
2023/2024										
Republic of Kazakhstan	7 833	5 271	4 032	3 103	1 152	750	11	2	2 638	1 416
Abay	319	229	193	159	33	23	-	-	93	47
Akmola	554	445	152	130	184	160	-	-	218	155
Aktobe	431	281	280	201	21	11	-	-	130	69
Almaty	477	421	242	220	4	3	2	2	229	196
Atyrau	229	131	148	110	4	1	-	-	77	20
Batys Kazakhstan	378	301	253	220	13	11	-	-	112	70
Zhambyl	521	385	348	283	8	3	-	-	165	99
Zhetisu	347	279	214	193	6	5	-	-	127	81
Karagandy	434	233	167	125	91	30	-	-	176	78
Kostanay	466	359	109	88	236	179	-	-	121	92
Kyzylorda	337	243	295	228	-	-	-	-	42	15
Mangystau	194	115	158	108	6	1	-	-	30	6
Pavlodar	372	273	136	109	53	43	-	-	183	121
Soltustik Kazakhstan	463	400	112	100	245	212	-	-	106	88
Turkistan	1 050	868	764	661	7	3	-	-	279	204
Ulytau	88	48	61	42	-	-	-	-	27	6
Shygys Kazakhstan	363	260	147	126	112	65	-	-	104	69
Astana city	175	-	42	-	16	-	2	-	115	-
Almaty city	358	-	109	-	112	-	7	-	130	-
Shymkent city	277	-	102	-	1	-	-	-	174	-

*Excluding three international schools in the cities of Astana, Almaty and Atyrau region.

3.9 Number of general education schools conducting classes in shifts

	the beginning of the school year, units														
	2019/2020			2020/2021			2021/2022			2022/2023			2023/2024		
	in 1 shift	in 2 shifts	in 3 shifts	in 1 shift	in 2 shifts	in 3 shifts	in 1 shift	in 2 shifts	in 3 shifts	in 1 shift	in 2 shifts	in 3 shifts	in 1 shift	in 2 shifts	in 3 shifts
Republic of Kazakhstan	2 384	4 873	138	2 138	5 138	160	2 171	5 210	169	2 596	4 937	154	2 902	4 819	112
Abay	-	-	-	-	-	-	-	-	-	134	184	-	150	169	-
Akmola	254	309	12	217	344	11	218	343	8	260	295	3	272	282	-
Aktobe	77	329	12	66	345	11	63	358	5	80	342	4	96	331	4
Almaty	174	579	38	161	583	49	162	581	57	78	332	54	90	343	44
Atyrau	30	164	12	29	167	11	28	168	17	36	173	11	43	175	11
Batys Kazakhstan	116	267	7	85	298	5	83	296	4	91	282	8	113	255	10
Zhambyl	92	368	1	86	374	7	88	392	4	129	367	5	153	365	3
Zhetisu	-	-	-	-	-	-	-	-	-	109	240	-	112	235	-
Karagandy	174	360	3	158	374	3	161	367	2	155	281	1	159	274	1
Kostanay	287	229	-	270	237	-	272	224	0	273	203	-	278	188	-
Kyzylorda	90	222	2	61	246	7	61	253	9	101	224	6	104	232	1
Mangystau	21	120	14	23	125	15	18	136	18	32	137	17	42	137	15
Pavlodar	183	185	-	130	226	11	134	227	10	181	181	9	193	171	8
Soltustik Kazakhstan	265	218	3	245	232	3	248	224	2	250	217	-	277	184	2
Turkistan	170	743	7	170	756	4	153	795	15	252	730	23	304	739	7
Ulytau	-	-	-	-	-	-	-	-	-	17	71	-	15	73	-
Shygyz Kazakhstan	289	390	-	258	419	-	258	418	0	152	209	-	184	179	-
Astana city	32	76	9	40	88	4	54	85	8	63	93	8	71	98	6
Almaty city	95	193	1	100	197	1	105	211	1	129	204	-	156	202	-
Shymkent city	35	121	17	39	127	18	65	132	9	74	172	5	90	187	-

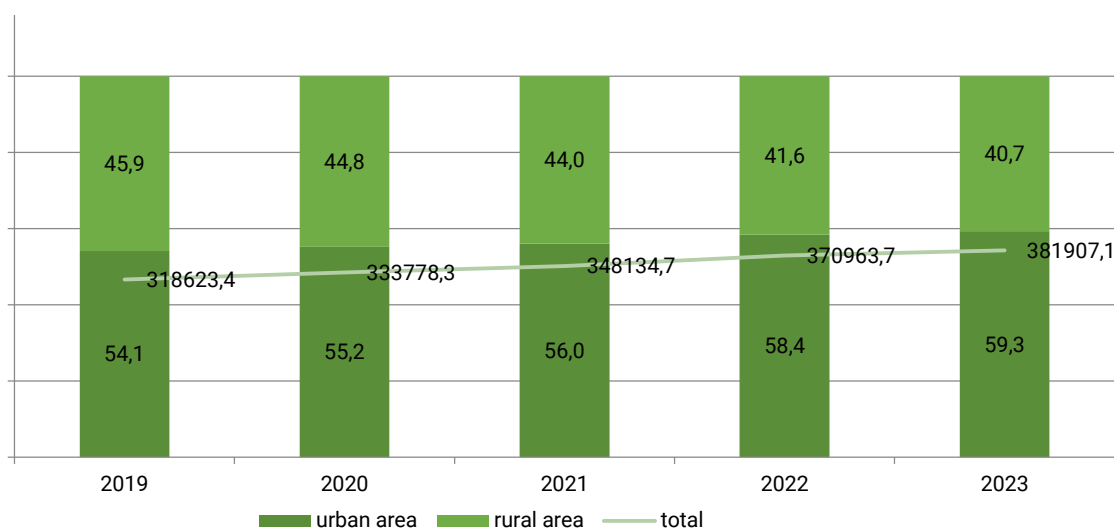
3.10 Number of students in general education schools

the beginning of the school year, person

	2019/2020	2020/2021	2021/2022	2022/2023	2023/2024
General Number of students in general education schools	3 337 783	3 481 347	3 597 159	3 709 637	3 819 071
of them in Government	3 242 280	3 368 702	3 436 608	3 484 139	3 573 806
including:					
in urban areas	1 780 085	1 862 452	1 917 253	1 969 905	2 056 630
in rural areas	1 462 195	1 506 250	1 519 355	1 514 234	1 517 176
of them in non-governmental	42 378	59 106	107 021	170 146	245 265
including:					
in urban areas	39 931	52 834	93 387	145 502	207 309
in rural areas	2 447	6 272	13 634	24 644	37 956
of them in day schools	3 327 777	3 472 182	3 587 657	3 699 607	3 810 730
including:					
in urban areas	1 861 716	1 958 438	2 053 540	2 159 572	2 257 773
in rural areas	1 466 061	1 513 744	1 534 117	1 540 035	1 552 957
of them in evening comprehensive schools	10 006	9 165	9 502	10 030	8 341
including:					
in urban areas	7 356	6 689	6 829	7 194	6 166
in rural areas	2 650	2 476	2 673	2 836	2 175
of them in special schools	14 895	14 989	15 238	15 816	16 044
including:					
in urban areas	13 944	14 057	14 317	14 853	15 092
in rural areas	951	932	921	963	952
of them in schools for children with deviant behavior	129	63	58	66	87
including:					
in urban areas	105	57	56	66	87
in rural areas	24	6	2	-	-
of them in schools for children with a special regime of detention	18	6	11	3	11
including:					
in urban areas	-	-	-	-	-
in rural areas	18	6	11	3	11

Number of students in general education schools

the beginning of the school year, person



3.11 Number of students in general education schools by type of area

	the beginning of the school year, person														
	2019/2020			2020/2021			2021/2022			2022/2023			2023/2024		
	total	including in urban areas	including in rural areas	total	including in urban areas	including in rural areas	total	including in urban areas	including in rural areas	total	including in urban areas	including in rural areas	total	including in urban areas	including in rural areas
Republic of Kazakhstan	3 337 783	1 869 072	1 468 711	3 481 347	1 965 127	1 516 220	3 597 159	2 060 369	1 536 790	3 709 637	2 166 766	1 542 871	3 819 071	2 263 939	1 555 132
Abay	-	-	-	-	-	-	-	-	-	101 480	61 468	40 012	102 290	62 919	39 371
Akmola	127 809	58 655	69 154	132 325	60 789	71 536	135 777	62 176	73 601	137 949	72 142	65 807	140 524	74 752	65 772
Aktobe	153 517	109 478	44 039	161 361	116 240	45 121	168 483	122 983	45 500	175 159	129 381	45 778	180 605	134 809	45 796
Almaty	414 560	97 640	316 920	435 664	102 770	332 894	453 199	106 929	346 270	338 646	49 585	289 061	355 152	53 038	302 114
Atyrau	131 239	70 366	60 873	136 729	77 772	58 957	140 472	80 297	60 175	144 528	83 793	60 735	149 427	87 863	61 564
Batys Kazakhstan	108 710	61 181	47 529	112 654	63 828	48 826	115 353	66 544	48 809	119 580	70 231	49 349	123 841	73 540	50 301
Zhambyl	232 782	97 782	135 000	242 353	101 936	140 417	245 688	105 250	140 438	246 293	106 995	139 298	247 214	109 235	137 979
Zhetisu	-	-	-	-	-	-	-	-	-	130 965	60 713	70 252	132 076	62 135	69 941
Karagandy	203 293	159 473	43 820	209 028	164 249	44 779	210 945	166 462	44 483	173 877	138 650	35 227	175 433	140 726	34 707
Kostanay	110 033	61 183	48 850	111 873	62 720	49 153	113 095	68 446	44 649	114 715	70 863	43 852	115 292	72 373	42 919
Kyzylorda	163 789	73 417	90 372	171 547	77 689	93 858	177 013	81 161	95 852	180 626	84 040	96 586	183 533	86 829	96 704
Mangystau	151 382	64 484	86 898	160 107	68 730	91 377	168 128	74 366	93 762	175 795	80 234	95 561	183 596	85 035	98 561
Pavlodar	111 030	77 000	34 030	113 507	78 616	34 891	114 947	80 198	34 749	116 206	81 712	34 494	118 358	83 929	34 429
Soltustik Kazakhstan	73 454	32 587	40 867	74 789	33 442	41 347	75 171	34 244	40 927	75 484	35 109	40 375	75 869	35 854	40 015
Turkistan	480 607	108 121	372 486	501 414	115 593	385 821	511 649	120 313	391 336	517 721	124 433	393 288	521 723	129 562	392 161
Ulytau	-	-	-	-	-	-	-	-	-	39 481	31 000	8 481	40 628	31 920	8 708
Shyghys Kazakhstan	192 794	114 921	77 873	198 003	120 760	77 243	199 898	123 659	76 239	99 911	65 196	34 715	101 086	66 996	34 090
Astana city	182 513	182 513	-	194 928	194 928	-	212 533	212 533	-	238 189	238 189	-	262 269	262 269	-
Almaty city	286 797	286 797	-	298 520	298 520	-	314 683	314 683	-	331 436	331 436	-	349 187	349 187	-
Shymkent city	213 474	213 474	-	226 545	226 545	-	240 125	240 125	-	251 596	251 596	-	260 968	260 968	-

3.12 Number of students in general day schools by type of area

	the beginning of the school year, person														
	2019/2020			2020/2021			2021/2022			2022/2023			2023/2024		
	total	including in urban areas	including in rural areas	total	including in urban areas	including in rural areas	total	including in urban areas	including in rural areas	total	including in urban areas	including in rural areas	total	including in urban areas	including in rural areas
Republic of Kazakhstan	332 777	1 861 716	1 466 061	347 218	1 958 438	1 513 744	3 587 657	2 053 540	1 534 117	3 699 607	2 159 572	1 540 035	3 810 730	2 257 773	1 552 957
Abay	-	-	-	-	-	-	-	-	-	101 420	61 421	39 999	102 235	62 881	39 354
Akmola	127 217	58 275	68 942	131 746	60 382	71 364	135 231	61 777	73 454	137 390	71 748	65 642	139 961	74 352	65 609
Aktobe	153 409	109 370	44 039	161 269	116 148	45 121	168 394	122 894	45 500	175 070	129 292	45 778	180 513	134 717	45 796
Almaty	413 740	97 294	316 446	434 809	102 469	332 340	452 231	106 688	345 543	337 525	49 396	288 129	354 294	52 815	301 479
Atyrau	130 932	70 228	60 704	136 431	77 648	58 783	140 222	80 167	60 055	144 281	83 604	60 677	149 246	87 712	61 534

	2019/2020			2020/2021			2021/2022			2022/2023			2023/2024		
	total	including		total	including		total	including		total	including		total	including	
		in urban areas	in rural areas		in urban areas	in rural areas		in urban areas	in rural areas		in urban areas	in rural areas		in urban areas	in rural areas
Batys Kazakhstan	108 416	60 950	47 466	112 398	63 630	48 768	115 085	66 350	48 735	119 324	70 044	49 280	123 633	73 396	50 237
Zhambyl	231 863	97 374	134 489	241 532	101 540	139 992	244 778	104 806	139 972	245 497	106 605	138 892	246 536	108 870	137 666
Zhetisu	-	-	-	-	-	-	-	-	-	130 867	60 615	70 252	131 996	62 135	69 861
Karagandy	202 637	158 913	43 724	208 448	163 776	44 672	210 297	165 914	44 383	173 343	138 199	35 144	175 023	140 367	34 656
Kostanay	109 507	60 743	48 764	111 411	62 309	49 102	112 682	68 072	44 610	114 315	70 506	43 809	114 959	72 077	42 882
Kyzylorda	163 338	73 185	90 153	171 115	77 481	93 634	176 542	80 907	95 635	180 104	83 779	96 325	183 101	86 587	96 514
Mangystau	150 599	64 192	86 407	159 397	68 465	90 932	167 309	74 063	93 246	174 982	79 941	95 041	183 069	84 859	98 210
Pavlodar	110 685	76 655	34 030	113 210	78 319	34 891	114 658	79 909	34 749	115 925	81 431	34 494	118 034	83 606	34 428
Soltustik Kazakhstan	73 278	32 452	40 826	74 692	33 358	41 334	75 071	34 161	40 910	75 363	35 005	40 358	75 781	35 776	40 005
Turkistan	479 467	107 170	372 297	500 325	114 768	385 557	510 629	119 468	391 161	516 770	123 662	393 108	520 863	128 877	391 986
Ulytau	-	-	-	-	-	-	-	-	-	39 394	30 913	8 481	40 549	31 841	8 708
Shygyz Kazakhstan	192 487	114 713	77 774	197 725	120 558	77 167	199 526	123 362	76 164	99 578	64 952	34 626	100 789	66 757	34 032
Astana city	182 245	182 245	-	194 717	194 717	-	212 303	212 303	-	237 896	237 896	-	261 868	261 868	-
Almaty city	285 192	285 192	-	297 183	297 183	-	313 391	313 391	-	330 031	330 031	-	348 137	348 137	-
Shymkent city	212 765	212 765	-	225 774	225 774	-	239 308	239 308	-	250 532	250 532	-	260 143	260 143	-

3.13 Number of students in government day general schools by type of area

	2019/2020			2020/2021			2021/2022			2022/2023			2023/2024		
	total	including		total	including		total	including		total	including		total	including	
		in urban areas	in rural areas		in urban areas	in rural areas		in urban areas	in rural areas		in urban areas	in rural areas		in urban areas	in rural areas
Republic of Kazakhstan	3242280	1 780 085	1 462 195	3368702	1 862 452	1 506 250	3436 608	1917 253	1519 355	3 484 139	1 969 905	1 514 234	3 573 806	2 056 630	1 517 176
Abay	-	-	-	-	-	-	-	-	-	99 549	59 553	39 996	101 255	61 884	39 371
Akmola	124 850	56 643	68 207	129 200	58 530	70 670	132 368	59 735	72 633	134 492	68 973	65 519	139 110	73 344	65 766
Aktobe	150 750	107 052	43 698	157 808	112 779	45 029	160 607	115 194	45 413	166 090	120 414	45 676	169 469	123 673	45 796
Almaty	408 778	93 898	314 880	428 349	98 154	330 195	442 302	101 171	341 131	328 128	44 961	283 167	343 745	48 518	295 227
Atyrau	128 972	68 341	60 631	134 307	75 589	58 718	137 369	77 372	59 997	140 670	80 042	60 628	137 961	76 397	61 564
Batys Kazakhstan	106 693	59 227	47 466	110 643	61 875	48 768	112 809	64 074	48 735	116 805	67 525	49 280	122 356	72 055	50 301
Zhambyl	229 291	94 997	134 294	237 234	97 791	139 443	236 672	98 548	138 124	235 245	99 139	136 106	234 747	101 153	133 594
Zhetisu	-	-	-	-	-	-	-	-	-	128 290	58 038	70 252	130 460	60 519	69 941
Karagandy	198 433	154 733	43 700	204 091	159 425	44 666	205 724	161 343	44 381	168 675	133 531	35 144	173 210	138 503	34 707
Kostanay	107 643	58 879	48 764	109 465	60 363	49 102	110 421	65 811	44 610	111 454	67 645	43 809	113 611	70 692	42 919
Kyzylorda	161 469	71 316	90 153	168 042	74 501	93 541	169 539	74 716	94 823	170 523	75 628	94 895	171 553	77 338	94 215
Mangystau	148 474	62 202	86 272	156 621	66 193	90 428	162 097	70 036	92 061	165 128	72 572	92 556	169 695	75 130	94 565

the beginning of the school year, person

Continuation

	2019/2020			2020/2021			2021/2022			2022/2023			2023/2024		
	total	including		total	including		total	including		total	including		total	including	
		in urban areas	in rural areas		in urban areas	in rural areas		in urban areas	in rural areas		in urban areas	in rural areas		in urban areas	in rural areas
Pavlodar	108 915	75 013	33 902	111 420	76 641	34 779	112 772	78 121	34 651	113 735	79 354	34 381	117 767	83 338	34 429
Southwest Kazakhstan	71 571	30 956	40 615	72 738	31 828	40 910	72 175	32 627	39 548	72 330	33 417	38 913	74 345	35 576	38 769
Turkistan	476 978	104 936	372 042	493 743	110 712	383 031	499 111	111 822	387 289	493 225	112 229	380 996	488 049	114 835	373 214
Ulytau	-	-	-	-	-	-	-	-	-	39 394	30 913	8 481	40 308	31 600	8 708
Shyngys Kazakhstan	188 109	110 538	77 571	193 206	116 236	76 970	194 681	118 722	75 959	96 398	61 963	34 435	100 123	66 033	34 090
Astana city	169 977	169 977	-	181 527	181 527	-	193 342	193 342	-	198 709	198 709	-	222 113	222 113	-
Almaty city	259 826	259 826	-	270 624	270 624	-	280 112	280 112	-	291 962	291 962	-	313 716	313 716	-
Shymkent city	201 551	201 551	-	209 684	209 684	-	214 507	214 507	-	213 337	213 337	-	210 213	210 213	-

3.14 Number of students in non-governmental schools by type of area

	2019/2020			2020/2021			2021/2022			2022/2023			2023/2024		
	total	including		total	including		total	including		total	including		total	including	
		in urban areas	in rural areas		in urban areas	in rural areas		in urban areas	in rural areas		in urban areas	in rural areas		in urban areas	in rural areas
Republic of Kazakhstan	42 378	39 931	2 447	59 106	52 834	6 272	107 021	93 387	13 634	170 146	145 502	24 644	245 265	207 309	37 956
Abay	-	-	-	-	-	-	-	-	-	590	590	-	1 035	1 035	-
Akmola	696	42	654	839	229	610	1 189	464	725	1 227	1 218	9	1 414	1 408	6
Aktobe	1 072	1 072	-	1 838	1 838	-	6 181	6 181	-	7 338	7 338	-	11 136	11 136	-
Almaty	2 810	1 244	1 566	4 287	2 142	2 145	7 820	3 408	4 412	8 886	3 925	4 961	11 407	4 520	6 887
Atyrau	1 044	1 044	-	1 119	1 119	-	1 803	1 803	-	2 557	2 557	-	11 466	11 466	-
Batys Kazakhstan	265	265	-	261	261	-	760	760	-	849	849	-	1 485	1 485	-
Zhambyl	1 104	909	195	2 862	2 313	549	6 698	4 850	1 848	8 832	6 046	2 786	12 467	8 082	4 385
Zhetisu	-	-	-	-	-	-	-	-	-	992	992	-	1 616	1 616	-
Karagandy	1 288	1 288	-	1 431	1 431	-	1 703	1 703	-	1 867	1 867	-	2 223	2 223	-
Kostanay	499	499	-	591	591	-	932	932	-	1 461	1 461	-	1 681	1 681	-
Kyzylorda	753	753	-	1 891	1 798	93	5 815	5 003	812	8 360	6 930	1 430	11 980	9 491	2 489
Mangystau	814	814	-	1 465	1 105	360	3 845	2 804	1 041	8 481	6 137	2 344	13 901	9 905	3 996
Pavlodar	53	53	-	46	46	-	154	154	-	307	307	-	591	591	-
Southwest Kazakhstan	169	169	-	418	194	224	1 355	214	1 141	1 442	250	1 192	1 524	278	1 246
Turkistan	1 236	1 204	32	5 248	2 957	2 291	10 167	6 512	3 655	21 811	9 889	11 922	33 674	14 727	18 947
Ulytau	-	-	-	-	-	-	-	-	-	-	-	-	320	320	-
Shyngys Kazakhstan	908	908	-	966	966	-	1 309	1 309	-	1 028	1 028	-	963	963	-
Astana city	5 417	5 417	-	5 933	5 933	-	11 943	11 943	-	31 594	31 594	-	40 156	40 156	-
Almaty city	15 933	15 933	-	16 783	16 783	-	23 541	23 541	-	28 352	28 352	-	35 471	35 471	-
Shymkent city	8 317	8 317	-	13 128	13 128	-	21 806	21 806	-	34 172	34 172	-	50 755	50 755	-

the beginning of the school year, person

3.15 Number of students in evening general education schools by type of area

	the beginning of the school year, person														
	2019/2020			2020/2021			2021/2022			2022/2023			2023/2024		
	total	including in urban areas	in rural areas	total	including in urban areas	in rural areas	total	including in urban areas	in rural areas	total	including in urban areas	in rural areas	total	including in urban areas	in rural areas
Republic of Kazakhstan	10 006	7 356	2 650	9165	6689	2476	9 502	6 829	2 673	10030	7194	2836	8 341	6 166	2 175
Abay	-	-	-	-	-	-	-	-	-	60	47	13	55	38	17
Akmola	592	380	212	579	407	172	546	399	147	559	394	165	563	400	163
Aktobe	108	108	-	92	92	-	89	89	-	89	89	-	92	92	-
Almaty	820	346	474	855	301	554	968	241	727	1121	189	932	858	223	635
Atyrau	307	138	169	298	124	174	250	130	120	247	189	58	181	151	30
Batys Kazakhstan	294	231	63	256	198	58	268	194	74	256	187	69	208	144	64
Zhambyl	919	408	511	821	396	425	910	444	466	796	390	406	678	365	313
Zhetisu	-	-	-	-	-	-	-	-	-	98	98	-	80	0	80
Karagandy	656	560	96	580	473	107	648	548	100	534	451	83	410	359	51
Kostanay	526	440	86	462	411	51	413	374	39	400	357	43	333	296	37
Kyzylorda	451	232	219	432	208	224	471	254	217	522	261	261	432	242	190
Mangystau	783	292	491	710	265	445	819	303	516	813	293	520	527	176	351
Pavlodar	345	345	-	297	297	-	289	289	-	281	281	-	324	323	1
Soltustik Kazakhstan	176	135	41	97	84	13	100	83	17	121	104	17	88	78	10
Turkistan	1 140	951	189	1089	825	264	1 020	845	175	951	771	180	860	685	175
Ulytau	-	-	-	-	-	-	-	-	-	87	87	-	79	79	-
Shygyz Kazakhstan	307	208	99	278	202	76	372	297	75	333	244	89	297	239	58
Astana city	268	268	-	211	211	-	230	230	-	293	293	-	401	401	-
Almaty city	1 605	1 605	-	1337	1337	-	1 292	1 292	-	1405	1405	-	1 050	1 050	-
Shymkent city	709	709	-	771	771	-	817	817	-	1064	1064	-	825	825	-

3.16 Number of students in special schools

	the beginning of the school year, person														
	2019/2020			2020/2021			2021/2022			2022/2023			2023/2024		
	total	including in urban areas	in rural areas	total	including in urban areas	in rural areas	total	including in urban areas	in rural areas	total	including in urban areas	in rural areas	total	including in urban areas	in rural areas
Republic of Kazakhstan	14 895	13 944	951	14 989	14 057	932	15 238	14 317	921	15816	14853	963	16 044	15092	952
Abay	-	-	-	-	-	-	-	-	-	620	620	-	604	604	-
Akmola	663	582	81	665	581	84	686	590	96	754	640	114	783	677	106
Aktobe	556	456	100	573	481	92	581	494	87	608	506	102	584	486	98

Continuation

	2019/2020				2020/2021				2021/2022				2022/2023				2023/2024			
	total	including		total	including		total	including		total	including		total	including		total	including			
		in urban areas	in rural areas		in urban areas	in rural areas		in urban areas	in rural areas		in urban areas	in rural areas		in urban areas	in rural areas		in urban areas	in rural areas		
Almaty	913	913	-	887	887	-	876	876	-	511	511	-	487	487	-	487	487	-		
Atyrau	271	198	73	281	216	65	282	224	58	296	246	50	351	263	88	351	263	88		
Batys Kazakhstan	577	577	-	548	548	-	535	535	-	560	560	-	561	561	-	561	561	-		
Zhambyl	512	512	-	498	498	-	478	478	-	500	500	-	475	475	-	475	475	-		
Zhetisu	-	-	-	-	-	-	-	-	-	347	347	-	348	348	-	348	348	-		
Karagandy	1 463	1 463	-	1 419	1 419	-	1 454	1 454	-	1 424	1 424	-	1 412	1 412	-	1 412	1 412	-		
Kostanay	747	747	-	747	747	-	745	745	-	817	817	-	862	862	-	862	862	-		
Kyzylorda	262	262	-	266	266	-	252	252	-	263	263	-	263	263	-	263	263	-		
Mangystau	594	459	135	619	475	144	638	494	144	656	515	141	678	538	140	678	538	140		
Pavlodar	798	670	128	804	692	112	824	726	98	871	758	113	903	772	131	903	772	131		
Soltustik Kazakhstan	624	413	211	578	378	200	609	388	221	675	422	253	667	401	266	667	401	266		
Turkistan	1 243	1 020	223	1 330	1 095	235	1 350	1 133	217	1 315	1 125	190	1 263	1 140	123	1 263	1 140	123		
Ulytau	-	-	-	-	-	-	-	-	-	-	-	-	-	-	-	-	-	-		
Shygyz Kazakhstan	1 684	1 684	-	1 688	1 688	-	1 698	1 698	-	1 042	1 042	-	1 130	1 130	-	1 130	1 130	-		
Astana city	774	774	-	863	863	-	948	948	-	1 145	1 145	-	1 274	1 274	-	1 274	1 274	-		
Almaty city	2 429	2 429	-	2 420	2 420	-	2 474	2 474	-	2 576	2 576	-	2 554	2 554	-	2 554	2 554	-		
Shymkent city	785	785	-	803	803	-	808	808	-	836	836	-	845	845	-	845	845	-		

3.17 Number of students 1-4 classes by age

at the beginning of the school year, person

By ages	By classes							
	1 class		2 class		3 class		4 class	
	total	of the mgirls	total	of the mgirls	total	of the mgirls	total	of the mgirls
2019/2020								
<5	12	-	7	3	3	-	8	4
5	593	242	11	7	14	10	9	5
6	238 269	120 021	610	379	20	10	7	4
7	158 638	72 802	207 008	105 544	410	238	33	15
8	5 231	2 030	174 399	81 203	181 562	91 974	589	347
9	380	139	5 443	2 115	167 819	78 123	182 150	92 282
10	125	52	395	152	5 307	2 086	175 684	81 127
11	60	26	114	48	434	170	6 229	2 416
12	25	7	49	19	119	54	482	172
13	25	13	25	15	60	28	128	51
14	8	4	15	7	25	5	33	18
15	7	2	12	6	14	7	22	10
16	8	5	1	-	10	5	18	8
17	-	-	8	3	11	3	11	4
18	2	2	3	1	7	4	4	1
19	-	-	-	-	1	1	1	1
20	-	-	-	-	-	-	1	1
21	-	-	-	-	1	-	1	1
22	-	-	1	-	-	-	-	-
23	-	-	-	-	-	-	-	-
24	-	-	-	-	-	-	2	1
>24	20	14	25	18	30	22	28	19
2020/2021								
<5	7	2	-	-	-	-	-	-
5	696	395	2	-	-	-	-	-
6	236 054	119 525	621	381	10	8	2	1
7	134 666	60 501	238 476	120 338	545	331	8	2
8	3 462	1 291	159 742	73 442	207 035	105 661	323	188
9	295	106	5 259	2 013	175 109	81 619	181 458	92 007
10	71	22	377	131	5 381	2090	168 717	78 574
11	30	11	105	44	392	156	5 152	1 991
12	10	4	50	22	109	41	447	179
13	10	2	21	8	43	16	97	40
14	5	2	12	4	17	8	38	18
15	2	2	1	-	9	4	13	1
16	1	-	4	1	5	1	8	4
17	-	-	-	-	2	1	5	2
18	-	-	1	1	1	1	2	2
19	-	-	-	-	2	1	2	1
20	-	-	-	-	-	-	-	-
21	-	-	-	-	-	-	-	-
22	-	-	-	-	-	-	-	-
23	-	-	-	-	-	-	-	-
24	-	-	-	-	-	-	-	-
>24	5	2	1	1	8	8	3	1
2021/2022								
<5	2	1	-	-	-	-	-	-
5	721	426	4	4	-	-	-	-
6	238 057	121 298	650	374	9	4	2	2
7	149 241	67 790	234 971	119 178	615	381	37	13
8	4 332	1 717	134 460	60 488	237 589	120 013	583	348
9	339	122	3 620	1 344	158 947	73 077	206 694	105 588
10	68	14	331	116	5 256	2 009	174 359	81 263
11	37	17	93	38	396	135	5 290	2 050

Continuation

By ages	By classes							
	1 class		2 class		3 class		4 class	
	total	of the mgirls	total	of the mgirls	total	of the mgirls	total	of the mgirls
12	12	3	37	13	109	43	391	152
13	5	2	14	6	44	14	115	47
14	11	6	13	6	23	7	40	12
15	4	-	3	1	12	5	13	6
16	1	-	2	2	2	-	8	2
17	1	1	1	-	3	-	4	2
18	-	-	-	-	-	-	-	-
19	-	-	-	-	1	1	-	-
20	-	-	-	-	-	-	1	-
21	-	-	-	-	-	-	-	-
22	-	-	-	-	-	-	-	-
23	-	-	-	-	-	-	-	-
24	-	-	-	-	-	-	-	-
>24	6	3	4	1	1	-	9	7
			2022/2023					
<5	5	2	-	-	-	-	-	-
5	759	454	6	2	5	3	1	1
6	251 871	127 414	780	471	9	6	7	3
7	146 335	65 998	236 744	120 791	736	411	26	9
8	4 565	1 734	149 303	67 879	234 503	119 017	658	398
9	398	147	4 598	1 827	134 296	60 481	237 060	119 772
10	97	39	385	137	3 768	1 409	158 719	73 015
11	43	17	92	27	328	111	5 295	2 037
12	23	7	36	15	86	33	393	138
13	10	7	11	3	34	12	106	42
14	4	1	10	5	12	4	49	24
15	2	-	5	3	10	6	23	10
16	2	1	1	1	2	-	11	5
17	-	-	2	1	1	1	2	-
18	-	-	1	1	-	-	1	-
19	-	-	-	-	-	-	-	-
20	-	-	-	-	-	-	1	1
21	-	-	-	-	-	-	-	-
22	-	-	-	-	-	-	-	-
23	-	-	-	-	-	-	-	-
24	-	-	-	-	-	-	-	-
>24	4	3	6	4	3	1	1	-
			2023/2024					
<5	-	-	-	-	-	-	-	-
5	863	512	-	-	-	-	-	-
6	252384	127 882	811	476	2	-	-	-
7	136229	60 907	251 495	127 285	810	485	-	-
8	4265	1 498	146 993	66 334	236 534	120 728	677	383
9	418	159	4 846	1 861	149 530	68 021	234 351	119 003
10	136	49	435	156	4 750	1 876	134 386	60 523
11	46	9	113	50	382	133	3 895	1 455
12	14	6	44	15	86	25	331	105
13	8	4	21	7	36	15	90	39
14	1	-	3	2	9	3	28	11
15	2	2	3	3	8	3	8	3
16	-	-	1	1	5	3	4	2
17	-	-	1	1	1	1	1	-
18	-	-	-	-	-	-	1	1
19	-	-	-	-	-	-	-	-
20	-	-	-	-	-	-	-	-
21	-	-	-	-	-	-	-	-
22	-	-	-	-	-	-	-	-

By ages	By classes								
	1 class		2 class		3 class		4 class		
	total	of the mgirls	total	of the mgirls	total	of the mgirls	total	of the mgirls	
23	-	-	-	-	-	-	-	-	-
24	-	-	-	-	-	-	-	-	-
>24	-	-	-	-	-	-	-	-	-

3.18 Number of students 5-9 classes by age

at the beginning of the school year, person

By ages	By classes									
	5 class		6 class		7 class		8 class		9 class	
	total	of the mgirls	total	of the mgirls	total	of the mgirls	total	of the mgirls	total	of the mgirls
2019/2020										
<5	4	-	4	3	4	3	3	1	10	8
5	2	2	6	3	-	-	4	1	2	2
6	13	7	4	1	6	1	10	5	-	-
7	21	12	9	2	9	6	6	5	6	6
8	37	20	13	8	8	3	6	5	3	2
9	608	358	37	16	17	9	19	10	8	2
10	163 451	83 297	740	452	35	17	29	15	5	1
11	171 045	79 033	168 231	86 629	1 068	657	51	31	17	8
12	5 853	2 257	153 798	71 208	153 526	78 642	1 181	761	31	15
13	444	170	5 856	2 280	140 847	64 981	144 842	74 476	1 404	872
14	119	55	444	160	5 572	2 180	125 924	57 897	137 409	70 411
15	42	17	125	49	474	174	5 540	2 215	120 636	55 398
16	22	11	36	13	97	38	474	190	5 775	2 310
17	20	11	20	10	36	21	102	41	761	292
18	3	3	11	5	7	2	19	9	146	60
19	2	-	6	3	3	-	5	4	58	20
20	-	-	1	-	-	-	2	2	20	7
21	1	-	1	-	1	-	2	1	19	6
22	-	-	1	-	2	2	-	-	14	5
23	-	-	-	-	-	-	2	2	9	2
24	-	-	-	-	1	-	3	3	19	3
>24	29	19	23	17	37	19	79	48	336	109
2020/2021										
<5	-	-	2	-	-	-	-	-	-	-
5	-	-	-	-	1	1	1	-	-	-
6	6	4	-	-	3	1	1	-	-	-
7	10	6	5	3	1	-	1	1	1	-
8	13	8	10	7	2	-	4	1	3	1
9	519	318	9	5	7	4	2	1	-	-
10	181 894	92 230	577	354	11	3	5	1	3	1
11	176 502	81 599	163 458	83 388	671	418	11	4	7	4
12	6 027	2 307	171 872	79 457	168 004	86 573	1002	634	12	8
13	446	163	5 878	2 277	155 060	71 817	153 558	78 777	1 107	722
14	126	53	447	164	5 916	2 317	141 691	65 387	144 712	74 492
15	31	18	111	44	437	155	5 636	2 207	126 922	58 414
16	21	9	34	15	104	42	481	184	5 910	2 348
17	8	2	17	8	27	8	98	42	634	250
18	3	2	4	1	15	7	25	14	141	50
19	4	2	-	-	4	3	4	1	27	10
20	-	-	-	-	6	3	4	1	8	1
21	-	-	-	-	1	1	1	-	9	1
22	-	-	-	-	1	1	2	-	14	6
23	-	-	1	-	-	-	3	2	12	2
24	-	-	1	1	1	1	1	-	11	3
>24	8	7	13	7	37	22	59	26	317	107
2021/2022										
<5	-	-	-	-	-	-	-	-	-	-

Continuation

By ages	By classes									
	5 class		6 class		7 class		8 class		9 class	
	total	of the mgirls	total	of the mgirls	total	of the mgirls	total	of the mgirls	total	of the mgirls
5	-	-	-	-	-	-	-	-	-	-
6	-	-	-	-	-	-	-	-	-	-
7	1	-	-	-	-	-	-	-	-	-
8	18	7	1	-	-	-	-	-	-	-
9	351	210	8	4	-	-	-	-	-	-
10	181 023	91 842	603	358	8	3	-	-	-	-
11	167 875	78 232	181 592	92 087	603	362	12	4	-	-
12	5 071	1 951	175 750	81 321	163 079	83 246	722	444	24	7
13	421	160	5 991	2 296	171 206	79 146	167 508	86 378	1 035	666
14	105	45	432	161	5 847	2 250	154 221	71 445	153 266	78 667
15	34	16	116	44	445	116	5 866	2 293	141 150	65 127
16	13	2	25	13	103	42	430	158	5 624	2 207
17	8	4	13	5	31	12	100	39	486	183
18	3	1	3	2	9	2	25	9	87	42
19	-	-	1	-	6	2	15	5	24	15
20	2	1	3	1	4	3	1	1	11	4
21	-	-	1	-	-	-	6	2	14	2
22	-	-	-	-	3	-	2	1	5	2
23	-	-	-	-	1	-	2	1	9	4
24	-	-	-	-	2	1	1	-	6	3
>24	8	7	8	6	64	38	77	42	297	115
				2022/2023						
<5	-	-	-	-	-	-	-	-	-	-
5	-	-	1	-	-	-	-	-	1	1
6	6	2	5	3	2	1	-	-	1	1
7	12	4	5	1	9	6	3	2	2	1
8	24	15	7	2	5	3	1	-	1	-
9	610	364	15	7	11	5	8	3	5	2
10	206 228	105 402	366	224	13	7	10	5	6	4
11	174 110	81 185	180 702	91 669	596	360	12	8	9	5
12	5 405	2 110	167 536	78 035	181 237	91 950	651	391	20	13
13	400	163	5 073	1 948	175 423	81 177	162 947	83 181	727	450
14	116	48	435	162	6 024	2 291	170 776	79 009	167 405	86 345
15	35	10	105	47	433	163	5 854	2 244	154 058	71 394
16	13	7	33	14	122	50	452	164	5976	2 342
17	7	2	9	-	26	12	97	38	430	162
18	4	2	2	2	12	4	26	10	97	34
19	-	-	1	1	4	2	7	-	24	10
20	-	-	-	-	2	1	5	2	11	4
21	1	-	1	-	2	-	4	2	8	3
22	-	-	-	-	-	-	-	-	7	4
23	-	-	-	-	1	-	5	1	5	3
24	-	-	-	-	-	-	1	-	9	4
>24	1	-	2	1	73	48	114	51	266	103
				2023/2024						
<5	-	-	-	-	-	-	-	-	-	-
5	-	-	-	-	-	-	-	-	-	-
6	-	-	-	-	-	-	-	-	-	-
7	-	-	-	-	-	-	-	-	-	-
8	-	-	-	-	-	-	-	-	-	-
9	697	401	-	-	-	-	-	-	-	-
10	236 940	119 814	609	359	1	-	-	-	-	-
11	158 555	73 002	206 266	105 473	400	239	1	1	-	-
12	5 397	2 080	174 122	81 275	180 615	91 664	609	362	11	6
13	396	137	5 464	2 113	167 644	78 162	181 042	91 907	648	390
14	109	45	379	151	5 207	2 021	175 305	81 131	162 858	83 166
15	42	15	104	47	423	163	6 088	2 340	170 782	79 038

Continuation

By ages	By classes									
	5 class		6 class		7 class		8 class		9 class	
	total	of the mgirls	total	of the mgirls	total	of the mgirls	total	of the mgirls	total	of the mgirls
16	20	6	25	8	94	40	415	153	5 980	2 295
17	6	3	11	4	32	13	105	40	479	176
18	-	-	4	2	10	1	21	8	94	37
19	-	-	1	1	2	1	11	5	23	9
20	-	-	-	-	1	-	4	1	12	2
21	-	-	-	-	1	1	1	-	7	1
22	-	-	1	-	-	-	2	-	6	3
23	-	-	-	-	-	-	-	-	2	-
24	-	-	-	-	-	-	1	-	9	2
>24	1	-	2	1	41	14	72	38	237	92

3.19 Number of students 10-11 (12) classes by age

at the beginning of the school year, person

By ages	By classes									
	10 class		11 class		12 class		13 class			
	Total	of them girls	Total	of them girls	Total	of them girls	Total	of them girls		
2019/2020										
<5	4	3	1	-	-	-	-	-	-	-
5	-	-	1	-	-	-	-	-	-	-
6	-	-	2	2	-	-	-	-	-	-
7	3	2	5	3	-	-	-	-	-	-
8	2	1	14	6	-	-	-	-	-	-
9	3	-	15	6	-	-	-	-	-	-
10	6	5	24	13	-	-	-	-	-	-
11	4	1	31	13	-	-	-	-	-	-
12	13	3	22	11	-	-	-	-	-	-
13	17	10	7	4	-	-	-	-	-	-
14	1 116	747	15	9	-	-	-	-	-	-
15	90 477	50 175	1 457	972	-	-	-	-	-	-
16	66 659	33 435	78 318	43 879	-	-	-	-	-	-
17	2 456	1 086	58 678	29 599	-	-	-	-	-	-
18	209	99	3 190	1 499	-	-	-	-	-	-
19	102	22	286	118	-	-	-	-	-	-
20	73	17	137	47	-	-	-	-	-	-
21	85	23	116	26	-	-	-	-	-	-
22	56	13	118	42	-	-	-	-	-	-
23	89	16	122	29	-	-	-	-	-	-
24	87	26	97	18	-	-	-	-	-	-
>24	1 305	342	1 722	472	-	-	-	-	-	-
2020/2021										
6	1	1	-	-	-	-	-	-	-	-
7	-	-	-	-	-	-	-	-	-	-
8	-	-	-	-	-	-	-	-	-	-
9	-	-	1	-	-	-	-	-	-	-
10	-	-	1	1	-	-	-	-	-	-
11	-	-	2	2	-	-	-	-	-	-
12	1	-	1	1	-	-	-	-	-	-
13	3	1	-	-	-	-	-	-	-	-
14	923	613	4	3	-	-	-	-	-	-
15	91 538	50 721	1 069	707	-	-	-	-	-	-
16	74 791	36 982	89 210	49 302	-	-	-	-	-	-
17	2 316	979	67 711	33 944	-	-	-	-	-	-
18	213	84	3 528	1 626	-	-	-	-	-	-
19	58	17	257	120	-	-	-	-	-	-
20	76	21	113	35	-	-	-	-	-	-
21	70	13	83	18	-	-	-	-	-	-

Continuation

By ages	By classes							
	10 class		11 class		12 class		13 class	
	Total	of them girls	Total	of them girls	Total	of them girls	Total	of them girls
22	69	22	100	32	-	-	-	-
23	67	11	81	23	-	-	-	-
24	63	13	86	24	-	-	-	-
>24	1 565	418	1 611	479	-	-	-	-
	2021/2022							
6	-	-	-	-	-	-	-	-
7	-	-	-	-	-	-	-	-
8	-	-	-	-	-	-	-	-
9	-	-	-	-	-	-	-	-
10	-	-	-	-	-	-	-	-
11	-	-	-	-	-	-	-	-
12	-	-	-	-	-	-	-	-
13	-	-	-	-	-	-	-	-
14	40	-	-	-	-	-	-	-
15	789	556	2	-	-	-	-	-
16	94 416	52 668	970	639	-	-	-	-
17	76 504	37 716	89 630	89 698	-	-	-	-
18	2 434	1 045	74 457	36 827	-	-	-	-
19	195	79	3 355	1 510	-	-	-	-
20	77	26	207	86	-	-	-	-
21	78	25	80	23	-	-	-	-
22	81	18	83	30	-	-	-	-
23	74	12	75	15	-	-	-	-
24	101	21	93	23	-	-	-	-
>24	80	19	95	22	-	-	-	-
	2022/2023							
<5	-	-	1	1	-	-	-	-
5	-	-	-	-	-	-	-	-
6	1	1	-	-	-	-	-	-
7	-	-	-	-	-	-	-	-
8	1	-	-	-	-	-	-	-
9	1	1	-	-	-	-	-	-
10	-	-	2	1	-	-	-	-
11	5	2	2	1	-	-	-	-
12	5	2	4	1	-	-	-	-
13	8	4	3	1	-	-	-	-
14	684	457	9	6	1	-	-	-
15	98 379	54 755	819	540	-	-	-	-
16	84 207	41 958	92 476	51 492	50	34	-	-
17	2 493	1 029	74 537	36 677	923	516	-	-
18	192	73	2 143	900	976	463	-	-
19	95	28	155	61	22	10	-	-
20	62	18	75	28	7	1	-	-
21	58	14	86	30	3	1	-	-
22	65	11	78	24	5	-	-	-
23	59	10	83	17	5	1	-	-
24	75	22	102	24	3	-	-	-
>24	1 424	349	1 601	441	57	18	-	-
	2023/2024							
<5	-	-	-	-	-	-	-	-
5	-	-	-	-	-	-	-	-
6	-	-	-	-	-	-	-	-
7	-	-	-	-	-	-	-	-
8	-	-	-	-	-	-	-	-
9	-	-	-	-	-	-	-	-
10	1	-	-	-	-	-	-	-
11	-	-	-	-	-	-	-	-

By ages	By classes								
	10 class		11 class		12 class		13 class		
	Total	of them girls	Total	of them girls	Total	of them girls	Total	of them girls	
12	-	-	-	-	-	-	-	-	-
13	4	2	4	2	-	-	-	-	-
14	513	326	11	6	-	-	-	-	-
15	114 470	63 321	733	477	-	-	-	-	-
16	97 514	48 141	97 645	54 207	75	75	-	-	-
17	2 839	1 181	83 253	41 304	1 208	1 208	1	1	1
18	205	74	2 229	944	1 224	1 224	41	41	41
19	87	30	152	64	29	29	16	16	16
20	58	7	78	20	1	1	1	1	1
21	45	5	53	13	2	2	-	-	-
22	65	12	56	13	2	2	-	-	-
23	62	13	74	14	3	3	-	-	-
24	52	9	50	11	4	4	-	-	-
>24	1 353	337	1 300	365	44	44	-	-	-

	Total	Of them in rural areas		In Kazakh language		In Russian language		In Uzbek language		In another language	
		total	of them in rural areas	total	of them in rural areas	total	of them in rural areas	total	of them in rural areas	total	of them in rural areas
Zhambyl	232 782	135 000	64 931	107 755	14 105	2 469	153	-	-	-	-
Karagandy	203 293	43 820	16 675	54 313	42 872	3 889	-	-	-	-	-
Kostanay	110 033	48 850	10 403	21 657	60 547	24 390	-	-	-	-	-
Kyzylorda	163 789	90 372	80 904	127 690	3 083	1 143	-	-	-	-	-
Mangystau	151 382	86 898	81 055	116 119	6 992	780	-	-	-	-	-
Pavlodar	111 030	34 030	9 908	32 150	14 624	5 051	-	-	-	-	-
Soltustik Kazakhstan	73 454	40 867	7 404	12 329	34 418	20 435	-	-	-	-	-
Turkistan	480 607	372 486	239 455	298 503	8 886	3 794	4 531	3 712	-	-	-
Shygyz Kazakhstan	192 794	77 873	38 321	72 611	44 392	10 791	-	-	-	-	-
Astana city	182 513	-	-	57 559	13 310	-	-	-	-	335	-
Almaty city	286 797	-	-	95 906	88 674	-	-	-	-	4 005	-
Shymkent city	213 474	-	-	73 941	21	-	3 649	-	-	-	-

Continuation

	total	In mixed languages of them									
		in Kazakh language	in Russian language	in Uzbek language	in Uighur language	in Tajik language	in English language	in French language	in Tajik language	in English language	in French language
Republic of Kazakhstan	1 459 341	724 735	644 106	76 166	9 740	3 731	853	10	-	-	-
Akmola	72 477	31 341	41 136	-	-	-	-	-	-	-	-
Aktobe	62 994	38 133	24 861	-	-	-	-	-	-	-	-
Almaty	246 522	147 380	89 723	-	9 419	-	-	-	-	-	-
Atyrau	54 452	30 304	24 148	-	-	-	-	-	-	-	-
Batys Kazakhstan	36 078	19 062	17 016	-	-	-	-	-	-	-	-
Zhambyl	110 769	69 024	41 745	-	-	-	-	-	-	-	-
Karagandy	106 108	50 055	56 053	-	-	-	-	-	-	-	-
Kostanay	27 829	9 613	18 216	-	-	-	-	-	-	-	-
Kyzylorda	33 016	21 742	11 274	-	-	-	-	-	-	-	-
Mangystau	28 271	14 853	13 365	-	-	-	-	-	-	53	-
Pavlodar	64 256	16 575	47 681	-	-	-	-	-	-	-	-
Soltustik Kazakhstan	26 707	7 338	19 369	-	-	-	-	-	-	-	-
Turkistan	168 687	74 576	30 288	60 092	-	3 731	-	-	-	-	-
Shygyz Kazakhstan	75 791	40 184	35 607	-	-	-	-	-	-	-	-
Astana city	111 309	45 923	64 786	-	-	-	-	-	-	590	10
Almaty city	98 212	38 812	58 869	-	321	-	-	-	-	210	-
Shymkent city	135 863	69 820	49 969	16 074	-	-	-	-	-	-	-

	Total	In mixed languages											
		in Kazakh language		in Russian language		in Uzbek language		in Tajik language		in English language		in French language	
		total	of them in rural areas	total	of them in rural areas	total	of them in rural areas	total	of them in rural areas	total	of them in rural areas	total	of them in rural areas
Turkistan	177 903	77 822	33 091	63 247	-	3 743	-	-	-	-	-	-	-
Shyys Kazakhstan	77 531	39 976	37 555	-	-	-	-	-	-	-	-	-	-
Astana city	121 683	49 204	72 016	-	-	-	-	-	-	-	445	-	18
Almaty city	103 014	40 028	62 448	-	286	-	-	-	-	-	252	-	-
Shymkent city	144 887	74 944	53 877	16 066	-	-	-	-	-	-	-	-	-
2021/2022													
Republic of Kazakhstan	3622612	1633761	2411480	1 256474	1100646	303080	89758	59184	20728	15023	2075	1306	1306
Akmola	138711	77165	66312	43537	72399	33628	-	-	-	-	211	164	164
Aktobe	171515	49951	131501	43216	40014	6735	-	-	-	-	112	68	68
Almaty	467308	362043	347447	282358	106279	68578	-	-	13582	11107	303	249	249
Atyrau	147330	65369	112259	59509	35071	5860	-	-	-	-	57	18	18
Batys Kazakhstan	121964	53400	82504	42274	39460	11126	-	-	-	-	94	66	66
Zhambyl	249655	147397	192848	119245	56655	28152	152	-	-	-	126	83	83
Karagandy	215194	47969	115068	34867	100126	13102	-	-	-	-	185	85	85
Kostanay	117344	48426	32841	14931	84503	33495	-	-	-	-	109	88	88
Kyzylorda	179418	101837	164347	97144	15071	4693	-	-	-	-	26	9	9
Mangystau	171158	98276	149365	96270	21793	2006	-	-	-	-	15	3	3
Pavlodar	116364	37505	50863	20795	65501	16710	-	-	-	-	170	119	119
Soltustik Kazakhstan	77284	42862	20141	13068	57143	29794	-	-	-	-	92	79	79
Turkistan	537091	418366	419600	330361	43562	24905	70013	59184	3916	3916	199	166	166
Shyys Kazakhstan	208883	83195	122861	58899	86022	24296	-	-	-	-	167	109	109
Astana city	195424	-	111288	-	84136	-	-	-	-	-	53	0	0
Almaty city	285153	-	139041	-	142882	-	-	-	3230	-	73	0	0
Shymkent city	222816	-	153194	-	50 029	-	19593	-	-	-	83	0	0

	Total	Of them in rural areas	In Kazakh language		In Russian language		In Uzbek language		In another language		In mixed languages		Continuation
			total	of them in rural areas	total	of them in rural areas	total	of them in rural areas	total	of them in rural areas	total	of them in rural areas	
Republic of Kazakhstan	3654 642	1618 669	2439 628	1251 419	1110 376	297 995	84 341	54 685	20 297	14 570	1571 604	595 707	
Abay	107 029	43 844	75 228	35 079	31 801	8 765	-	-	-	-	47 343	13 616	
Akmola	140 445	69 440	67 443	38 329	73 002	31 111	-	-	-	-	79 499	31 822	
Aktobe	175 641	49 643	134 717	43 026	40 924	6 617	-	-	-	-	66 225	16 344	
Almaty	343 495	297 280	256 686	228 603	78 553	60 421	-	-	8 256	8 256	197 756	170 697	
Atyrau	150 460	65 957	115 103	60 157	35 357	5 800	-	-	-	-	65 140	14 185	
Batys Kazakhstan	125 977	54 053	85 784	42 889	40 193	11 164	-	-	-	-	54 583	19 532	
Zhambyl	246 977	144 609	191 453	117 443	55 380	27 166	144	-	-	-	121 094	69 573	
Zhetisu	136 315	75 623	101 896	63 651	29 448	9 439	-	-	4 971	2 533	78 597	34 776	
Karagandy	174 496	37 615	84 114	25 244	90 382	12 371	-	-	-	-	93 294	19 753	
Kostanay	116 992	47 168	32 450	14 456	84 542	32 712	-	-	-	-	30 005	12 886	
Kyzylorda	179 936	101 484	164 957	96 989	14 979	4 495	-	-	-	-	35 337	9 392	
Mangystau	173 906	98 481	152 099	96 536	21 807	1 945	-	-	-	-	28 350	5 032	
Pavlodar	117 275	37 024	50 879	20 453	66 396	16 571	-	-	-	-	74 225	20 129	
Southstik Kazakhstan	77 130	42 155	19 876	12 720	57 254	29 435	-	-	-	-	19 675	12 696	
Turkistan	526 136	407 832	413 978	324 941	43 043	24 425	65 334	54 685	3 781	3 781	173 261	129 392	
Ulytau	42 186	9 226	32 858	8 775	9 328	451	-	-	-	-	17 745	2 594	
Shygyz Kazakhstan	102 440	37 235	47 469	22 128	54 971	15 107	-	-	-	-	31 655	13 288	
Astana city	200 437	-	113 572	-	86 865	-	-	-	-	-	123 487	-	
Almaty city	296 179	-	146 527	-	146 363	-	-	-	3 289	-	102 297	-	
Shymkent city	221 190	-	152 539	-	49 788	-	18 863	-	-	-	132 036	-	

	Total	Of them in rural areas	In Kazakh language		In Russian language		In Uzbek language		In another language		In mixed languages		Continuation
			total	of them in rural areas	total	of them in rural areas	total	of them in rural areas	total	of them in rural areas	total	of them in rural areas	
Republic of Kazakhstan	3 819 071	1 552 957	1 654 836	851 983	354 569	84 803	3 712	750	2 242	-	1 803 712	617 596	
Abay	102 290	39 354	43 369	23 343	8 777	2 335	-	-	-	-	50 144	13 693	
Akmola	140 524	65 609	31823	19857	25 823	14 420	-	-	-	-	82 878	31 495	
Aktobe	180 605	45 796	90 327	28 728	12 341	568	-	-	-	-	77 937	16 500	
Almaty	355 152	301 479	139 662	121 034	2 860	2 442	750	750	-	-	211 880	177 888	
Atyrau	149 427	61 534	72 118	46 110	4 789	768	-	-	-	-	72 520	14 686	
Batys Kazakhstan	123 841	50 237	62 534	28 786	1 873	1 424	-	-	-	-	59 434	20 091	
Zhambyl	247 214	137 666	116 308	66 194	2 406	570	-	-	-	-	128 500	71 215	
Zhetisu	132 076	69 861	48 992	34 607	524	459	-	-	-	-	82 560	34 875	

Continuation

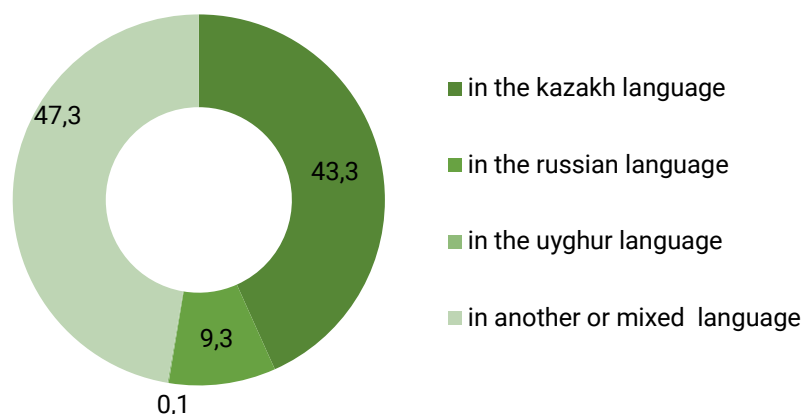
	Total	Of them in rural areas	In Kazakh language		In Russian language		In Uzbek language		In another language		In mixed languages	
			total	of them in rural areas	total	of them in rural areas	total	of them in rural areas	total	of them in rural areas	total	of them in rural areas
Karagandy	175 433	34 656	42 325	11 673	33 993	3 744	-	-	-	-	99 115	19 290
Kostanay	115 292	42 882	21 458	8 911	61 996	21 152	-	-	-	-	31 838	12 856
Kyzylorda	183 533	96 514	141 104	86 151	-	-	-	-	-	-	42 429	10 553
Mangystau	183 596	98 210	142 726	91 831	7 714	806	-	-	-	-	33 156	5 924
Pavlodar	118 358	34 428	31 957	9 239	7 134	5 242	-	-	-	-	79 267	19 948
Soltustik Kazakhstan	75 869	40 005	12 201	6 685	38 506	19 487	-	-	-	-	25 162	13 843
Turkistan	521 723	391 986	317 289	248 847	9 039	4 124	-	-	-	-	195 395	139 190
Ulytau	40 628	8 708	21 201	6 683	-	-	-	-	-	-	19 427	2 025
Shygyz Kazakhstan	101 086	34 032	31 524	13 304	34 881	7 262	-	-	-	-	34 681	13 524
Astana city	262 269	-	70 141	-	5 743	-	-	-	619	-	185 766	-
Almaty city	349 187	-	120 522	-	95 197	-	2 962	-	1 623	-	128 883	-
Shymkent city	260 968	-	97 255	-	973	-	-	-	-	-	162 740	-

*Data for the South Kazakhstan region.

** By Government Educational Schools.

Number of students in general education schools by language of study in the 2023-2024 academic year

in percentages



3.22 Number of graduated students from the basic secondary school (9 classes)

the beginning of the school year, person

	Total	Of the mgirls	Including	
			in urban areas	in rural areas
2019/2020				
Republic of Kazakhstan	249 700	121 410	135 054	114 646
Akmola	10 592	5 147	4 844	5 748
Aktobe	10 724	5 214	7 157	3 567
Almaty	30 008	14 606	7 446	22 562
Atyrau	9 524	4 574	5 093	4 431
Batys Kazakhstan	8 819	4 408	4 733	4 086
Zhambyl	17 658	8 602	7 434	10 224
Karagandy	16 673	8 043	12 676	3 997
Kostanay	9 973	4 773	5 165	4 808
Kyzylorda	12 027	5 945	5 025	7 002
Mangystau	10 305	4 986	4 343	5 962
Pavlodar	8 749	4 203	5 796	2 953
Soltustik Kazakhstan	6 306	2 971	2 547	3 759
Turkistan	36 893	17 978	7 935	28 958
Shygyz Kazakhstan	15 569	7 564	8 980	6 589
Astana city	11 146	5 466	11 146	-
Almaty city	20 183	9 811	20 183	-
Shymkent city	14 551	7 119	14 551	-
2020/2021				
Republic of Kazakhstan	264 469	128 494	146 431	118 038
Akmola	10 466	5 050	4 888	5 578
Aktobe	11 980	5 677	8 352	3 628
Almaty	32 222	15 571	7 811	24 411
Atyrau	9 786	4 800	5 571	4 215
Batys Kazakhstan	8 773	4 157	4 696	4 077
Zhambyl	18 457	9 078	7 596	10 861
Karagandy	17 262	8 481	13 379	3 883
Kostanay	9 533	4 564	5 234	4 299
Kyzylorda	12 827	6 227	5 454	7 373
Mangystau	11 521	5 650	4 866	6 655
Pavlodar	9 203	4 475	6 235	2 968
Soltustik Kazakhstan	6 450	3 112	2 638	3 812
Turkistan	38 114	18 680	8 473	29 641
Shygyz Kazakhstan	16 321	7 965	9 684	6 637
Astana city	12 727	6 189	12 727	-

	Total	Of the mgirls	Including	
			in urban areas	in rural areas
Almaty city	22 844	11 121	22 844	-
Shymkent city	15 983	7 697	15 983	-
2021/2022				
Republic of Kazakhstan	277 740	135 600	154 499	123 241
Akmola	10 464	5 123	4 930	5 534
Aktobe	12 589	6 149	8 735	3 854
Almaty	34 824	16 997	8 396	26 428
Atyrau	10 813	5 198	6 159	4 654
Batys Kazakhstan	8 897	4 247	4 893	4 004
Zhambyl	19 951	9 765	8 067	11 884
Karagandy	17 947	8 805	14 049	3 898
Kostanay	9 294	4 493	5 413	3 881
Kyzylorda	13 485	6 560	5 887	7 598
Mangystau	11 968	5 832	5 097	6 871
Pavlodar	9 098	4 471	6 148	2 950
Soltustik Kazakhstan	6 657	3 245	2 784	3 873
Turkistan	40 333	19 787	9 333	31 000
Shygys Kazakhstan	16 682	8 224	9 870	6 812
Astana city	13 524	6 663	13 524	-
Almaty city	24 116	11 765	24 116	-
Shymkent city	17 098	8 276	17 098	-
2022/2023				
Republic of Kazakhstan	296 151	144 549	167 697	128 454
Akmola	8 956	4 375	5 316	3 640
Aktobe	11 248	5 350	5 806	5 442
Almaty	13 775	6 823	9 913	3 862
Atyrau	27 053	13 199	3 996	23 057
Batys Kazakhstan	10 771	5 339	6 082	4 689
Zhambyl	9 427	4 580	5 300	4 127
Karagandy	21 123	10 353	8 707	12 416
Kostanay	10 911	5 277	5 052	5 859
Kyzylorda	14 928	7 280	11 844	3 084
Mangystau	9 416	4 641	5 592	3 824
Pavlodar	14 590	7 048	6 518	8 072
Soltustik Kazakhstan	12 631	6 139	5 575	7 056
Turkistan	9 317	4 534	6 409	2 908
Shygys Kazakhstan	6 362	3 051	2 812	3 550
Astana city	43 042	20 890	10 051	32 991
Almaty city	3 285	1 578	2 530	755
Shymkent city	8 103	3 971	4 981	3 122
Astana city	15 755	7 910	15 755	-
Almaty city	25 891	12 632	25 891	-
Shymkent city	19 567	9 579	19 567	-
2023/2024				
Republic of Kazakhstan	326 659	159 987	189 067	137 592
Akmola	9 655	4 690	5 793	3 862
Aktobe	12 196	5 938	6 214	5 982
Almaty	14 994	7 245	10 995	3 999
Atyrau	30 141	14 812	4 678	25 463
Batys Kazakhstan	12 054	5 825	6 998	5 056
Zhambyl	10 121	4 917	5 846	4 275
Karagandy	23 132	11 323	10 040	13 092
Kostanay	11 846	5 808	5 444	6 402
Kyzylorda	15 978	7 865	12 934	3 044
Mangystau	10 051	4 960	6 101	3 950
Pavlodar	15 971	7 619	7 173	8 798
Soltustik Kazakhstan	14 728	7 150	6 600	8 128

Continuation

	Total	Of the mgirls	Including	
			in urban areas	in rural areas
Turkistan	10 517	5 221	7 321	3 196
Shygys Kazakhstan	6 911	3 370	3 183	3 728
Astana city	45 320	22 144	10 845	34 475
Almaty city	3 448	1 699	2 662	786
Shymkent city	9 103	4 466	5 747	3 356
Astana city	18 861	9 429	18 861	-
Almaty city	29 761	14 682	29 761	-
Shymkent city	21 871	10 824	21 871	-

*Data for the South Kazakhstan region.

Number of graduated students from the basic secondary school (9 classes)

in percentages



3.23 Number of graduated students from the general secondary school (11 classes)

the beginning of the school year, person

	Total	Of them girls	Including	
			in urban areas	in rural areas
2019/2020				
Republic of Kazakhstan	117 204	62 958	63 083	54 121
Akmola	4 281	2 207	2 261	2 020
Aktobe	5 543	2 921	3 622	1 921
Almaty	13 296	7 053	3 580	9 716
Atyrau	4 254	2 441	2 385	1 869
Batys Kazakhstan	4 281	2 414	2 036	2 245
Zhambyl	7 178	3 936	2 822	4 356
Karagandy	7 156	3 751	5 292	1 864
Kostanay	4 590	2 544	2 372	2 218
Kyzylorda	5 605	3 205	2 235	3 370
Mangystau	5 219	2 846	2 275	2 944
Pavlodar	3 600	1 914	2 366	1 234
Soltustik Kazakhstan	3 109	1 627	1 323	1 786
Turkistan	18 928	10 414	3 855	15 073
Shygys Kazakhstan	8 140	4 371	4 635	3 505
Astana city	5 419	2 699	5 419	-
Almaty city	9 587	4 900	9 587	-
Shymkent city	7 018	3 715	7 018	-
2020/2021				
Republic of Kazakhstan	140 643	75 303	75 281	65 362
Akmola	4 787	2 451	2 310	2 477
Aktobe	6 686	3 493	4 398	2 288
Almaty	15 218	8 143	3 997	11 221
Atyrau	5 365	3 036	2 887	2 478
Batys Kazakhstan	5 276	2 915	2 775	2 501
Zhambyl	9 277	4 926	3 456	5 821
Karagandy	8 262	4 346	6 137	2 125

Continuation

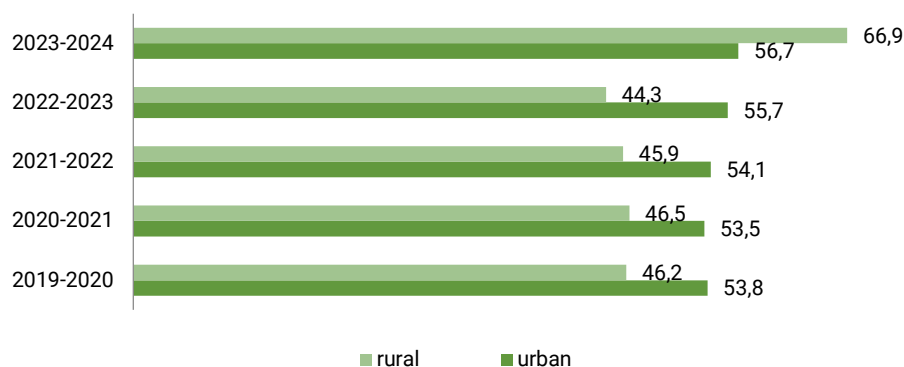
	Total	Of them girls	Including	
			in urban areas	in rural areas
Kostanay	4 761	2 660	2 360	2 401
Kyzylorda	6 335	3 644	2 596	3 739
Mangystau	6 526	3 518	3 038	3 488
Pavlodar	3 995	2 163	2 743	1 252
Soltustik Kazakhstan	3 428	1 825	1 505	1 923
Turkistan	24 740	13 417	4 737	20 003
Shygys Kazakhstan	8 517	4 624	4 872	3 645
Astana city	7 067	3 606	7 067	-
Almaty city	11 251	5 672	11 251	-
Shymkent city	9 152	4 864	9 152	-
2021/2022				
Republic of Kazakhstan	161 430	85 310	87 173	74 257
Akmola	5 457	2 855	2 747	2 710
Aktobe	7 597	3 982	5 201	2 396
Almaty	18 280	9 638	4 646	13 634
Atyrau	6 028	3 348	3 241	2 787
Batys Kazakhstan	6 026	3 274	3 218	2 808
Zhambyl	11 348	5 983	4 632	6 716
Karagandy	9 321	4 830	6 900	2 421
Kostanay	5 208	2 842	2 839	2 369
Kyzylorda	7 330	4 051	3 002	4 328
Mangystau	7 176	3 791	3 280	3 896
Pavlodar	4 667	2 495	3 183	1 484
Soltustik Kazakhstan	3 584	1 846	1 568	2 016
Turkistan	28 181	15 189	5 458	22 723
Shygys Kazakhstan	9 268	4 938	5 299	3 969
Astana city	8 435	4 215	8 435	-
Almaty city	13 249	6 662	13 249	-
Shymkent city	10 275	5 371	10 275	-
2022/2023				
Republic of Kazakhstan	168 306	88 290	93 674	74 632
Abay	5 012	2 614	2 701	2 311
Akmola	5 068	2 635	2 846	2 222
Aktobe	8 235	4 164	5 781	2 454
Almaty	12 456	6 515	1 832	10 624
Atyrau	6 217	3 538	3 550	2 667
Batys Kazakhstan	5 886	3 051	3 267	2 619
Zhambyl	11 817	6 304	5 088	6 729
Zhetisu	6 582	3 451	3 075	3 507
Karagandy	7 707	4 029	5 870	1 837
Kostanay	4 649	2 491	2 708	1 941
Kyzylorda	7 798	4 290	3 180	4 618
Mangystau	7 708	4 126	3 517	4 191
Pavlodar	4 485	2 384	3 166	1 319
Soltustik Kazakhstan	3 523	1 826	1 575	1 948
Turkistan	29 657	15 701	6 077	23 580
Ulytau	1 628	894	1 171	457
Shygys Kazakhstan	4 269	2 263	2 661	1 608
Astana city	9 148	4 715	9 148	-
Almaty city	14 770	7 331	14 770	-
Shymkent city	11 691	5 968	11 691	-
2023/2024				
Republic of Kazakhstan	171 469	90 093	97 251	74 218
Abay	4 733	2 521	2 625	2 108
Akmola	4 904	2 498	2 817	2 087
Aktobe	8 286	4 342	5 907	2 379
Almaty	13 239	7 057	1 950	11 289
Atyrau	6 186	3 474	3 528	2 658

Continuation

	Total	Of them girls	Including	
			in urban areas	in rural areas
Batys Kazakhstan	5 858	3 044	3 388	2 470
Zhambyl	12 159	6 388	5 323	6 836
Zhetisu	6 732	3 470	3 143	3 589
Karagandy	7 397	3 778	5 724	1 673
Kostanay	4 316	2 312	2 622	1 694
Kyzylorda	8 515	4 612	3 625	4 890
Mangystau	7 507	4 013	3 614	3 893
Pavlodar	4 160	2 195	2 972	1 188
Soltustik Kazakhstan	3 458	1 747	1 508	1 950
Turkistan	30 153	15 997	6 515	23 638
Ulytau	1 597	908	1 177	420
Shygys Kazakhstan	4 066	2 131	2 610	1 456
Astana city	10 152	5 227	10 152	-
Almaty city	15 543	7 972	15 543	-
Shymkent city	12 508	6 407	12 508	-

Number of graduated students from the general secondary school (11 classes)

in percentages



3.24 Commissioning of general education schools

	Nnumber, units					Student seats				
	2019	2020	2021	2022	2023	2019	2020	2021	2022	2023
Republic of Kazakhstan	72	51	93	92	112	33 358	35 728	41 290	61 839	59 880
Abay	-	1	1	2	-	-	300	1 200	400	-
Akmola	2	4	2	2	6	1 000	2 240	1 970	1 500	3 992
Aktobe	12	3	1	1	1	3 314	1 890	300	320	2 620
Almaty	1	-	6	-	11	1 200	1 200	4 350	600	13 800
Atyrau	6	1	3	1	5	1 224	1 080	2 284	600	5 550
Batys Kazakhstan	-	3	1	3	16	-	1 650	426	1 028	1 878
Zhambyl	4	6	13	12	10	980	2 525	4 016	4 060	2 979
Zhetisu	1	1	2	6	5	20	120	300	2 050	560
Karagandy	1	-	2	-	-	600	-	750	-	-
Kostanay	1	2	1	2	-	900	1 520	320	820	-
Kyzylorda	3	2	-	5	5	1 618	840	200	3 347	3 960
Mangystau	-	3	1	6	-	640	2 834	850	4 797	125
Pavlodar	1	2	1	-	2	420	852	650	-	310
Soltustik Kazakhstan	1	1	-	-	-	600	300	-	-	-
Turkistan	27	9	45	37	36	8 570	5 000	12 889	19 094	12 101
Ulytau	-	2	-	1	-	-	980	-	464	-
Shygys Kazakhstan	3	1	-	1	-	2 300	600	-	600	-

Continuation

	Number, units					Student seats				
	2019	2020	2021	2022	2023	2019	2020	2021	2022	2023
Астанақаласы	1	2	6	3	5	3 212	1 380	5 340	5 200	4 295
Алматықаласы	-	4	3	7	3	-	5 317	2 775	14 365	2 150
Шымкентқаласы	8	4	5	3	7	6 760	5 100	2 670	2 594	5 560

3.25 Information on the number and composition of teaching staff of secondary education organizations

	the beginning of the school year, person											
	2019/2020		2020/2021		2021/2022		2022/2023		2023/2024			
	total	of them: in rural areas	total	of them: in rural areas	total	of them: in rural areas	total	of them: in rural areas	total	of them: in rural areas	total	of them: in rural areas
Number of teaching staff		Total	366 666	204 544	385 830	211 188	393 791	212 804	399 474	212 029		
including teachers		of them:	326 542	182 606	343 573	188 260	344 965	186 104	12 710	6 686		
Have an education		Total										
higher and postgraduate		of them:										
technical and vocational		Total										
general average	492	216	609	276	187	102	9	1	13 374	6 934		
Have a category												
higher	82 188	36 312	32 692	14 772	18 439	8 057	11 270	4 696	16 162	9 348		
first	96 808	62 032	44 235	28 326	25 265	15 582	15 151	9 116	28 122	17 749		
second	83 199	50 741	44 465	27 120	27 193	16 128	16 879	10 116	15 902	10 210		
no category	84 857	47 431	-	-	-	-	-	-	17 549	6 035		
Have work experience									14 316	7 945		
up to 3 years	96 538	60 117	81 374	47 779	87 302	49 104	85 392	46 803	23 110	14 216		
3 to 5 years	42 450	25 044	43 962	25 240	45 103	25 252	45 403	24 953	15 695	9 555		
6 to 10 years old	51 301	28 988	55 841	31 818	58 610	32 832	60 943	33 590	13 898	6 976		
11 to 15 years old	40 966	22 427	47 337	26 578	50 258	27 887	52 633	28 930	12 556	8 778		
from 16 to 20 years old	32 022	17 114	37 666	20 895	40 342	22 375	42 340	23 351	65 642	52 296		
Over 20 years	83 775	42 826	100 486	52 234	104 215	53 738	107 080	55 177	3 753	1 415		
									12 117	6 122		

4. Technical and Vocational Education (TaVE) *

4.1 Number of TaVE organizations

	the beginning of the school year, units				
	2019/2020	2020/2021	2021/2022	2022/2023	2023/2024
	Total				
Republic of Kazakhstan	740	737	724	718	711
Abay	37	36	35	36	35
Akmola	33	32	32	32	31
Aktobe	40	39	39	39	39
Almaty	41	38	38	39	38
Atyrau	23	24	25	25	26
Batys Kazakhstan	36	34	33	33	34
Zhambyl	43	43	41	41	42
Zhetisu	27	25	25	22	22
Karagandy	50	51	49	47	47
Kostanay	35	34	34	34	33
Kyzylorda	30	30	30	30	28
Mangystau	27	27	27	25	24
Pavlodar	41	42	40	40	41
Soltustik Kazakhstan	25	25	23	24	24
Turkistan	54	52	51	49	48
Ulytau	14	14	14	13	14
Shygys Kazakhstan	36	36	36	37	35
Astana city	34	32	31	30	30
Almaty city	76	82	81	84	82
Shymkent city	38	41	40	38	38
	Urban area				
Republic of Kazakhstan	578	579	570	567	558
Abay	31	30	29	30	29
Akmola	23	22	22	23	22
Aktobe	33	32	32	32	32
Almaty	19	17	17	18	17
Atyrau	18	18	19	19	21
Batys Kazakhstan	22	22	22	21	22
Zhambyl	31	31	29	29	30
Zhetisu	20	19	19	18	17
Karagandy	44	45	44	42	42
Kostanay	26	27	27	27	26
Kyzylorda	23	23	23	23	21
Mangystau	21	21	21	19	18
Pavlodar	34	34	32	32	32
Soltustik Kazakhstan	15	15	14	14	14
Turkistan	31	29	29	29	28
Ulytau	12	12	12	11	12
Shygys Kazakhstan	27	27	27	28	25
Astana city	34	32	31	30	30
Almaty city	76	82	81	84	82
Shymkent city	38	41	40	38	38
	Rural area				
Republic of Kazakhstan	162	158	154	151	153
Abay	6	6	6	6	6
Akmola	10	10	10	9	9
Aktobe	7	7	7	7	7
Almaty	22	21	21	21	21
Atyrau	5	6	6	6	5
Batys Kazakhstan	14	12	11	12	12
Zhambyl	12	12	12	12	12
Zhetisu	7	6	6	4	5
Karagandy	6	6	5	5	5
Kostanay	9	7	7	7	7

Continuation

	2019/2020	2020/2021	2021/2022	2022/2023	2023/2024
Kyzylorda	7	7	7	7	7
Mangystau	6	6	6	6	6
Pavlodar	7	8	8	8	9
Soltustik Kazakhstan	10	10	9	10	10
Turkistan	23	23	22	20	20
Ulytau	2	2	2	2	2
Shygys Kazakhstan	9	9	9	9	10

* Hereinafter TaVE - Technical and Vocational Education.

4.2 Number of students in TaVE organizations

the beginning of the school year, person

	Number of students, Total	Of the total number, they study at departments			In counting per 10,000 population
		day	evening	extramural education	
Republic of Kazakhstan					
2019/2020	475 443	424 205	2 254	48 984	255
2020/2021	477 539	438 353	1 203	37 983	253
2021/2022	494 042	466 043	961	27 038	258
2022/2023	525 909	503 989	1 287	20 633	266
2023/2024	547 994	530 530	1 841	15 623	275
Abay					
2019/2020	19 578	16 823	13	2 742	...
2020/2021	20 064	17 709	-	2 355	...
2021/2022	20 204	18 724	-	1 480	...
2022/2023	21 261	20 299	-	962	348
2023/2024	21 922	21 308	-	614	360
Akmola					
2019/2020	21 784	19 500	-	2 284	296
2020/2021	22 174	20 292	-	1 882	301
2021/2022	22 594	21 238	-	1 356	308
2022/2023	21 727	20 542	-	1 185	276
2023/2024	21 122	20 073	-	1 049	268
Aktobe					
2019/2020	24 805	19 321	269	5 215	281
2020/2021	24 638	20 559	215	3 864	275
2021/2022	25 596	23 128	70	2 398	282
2022/2023	27 787	25 867	-	1 920	299
2023/2024	29 016	27 425	-	1 591	311
Almaty					
2019/2020	29 322	26 472	80	2 770	143
2020/2021	29 551	27 360	-	2 191	142
2021/2022	31 423	29 607	-	1 816	149
2022/2023	18 302	18 000	-	302	122
2023/2024	19 247	19 156	-	91	127
Atyrau					
2019/2020	15 912	14 007	162	1 743	247
2020/2021	16 462	15 224	-	1 238	251
2021/2022	18 274	17 377	-	897	266
2022/2023	20 154	19 406	-	748	291
2023/2024	20 371	19 906	-	465	292
Batys Kazakhstan					
2019/2020	17 589	15 246	-	2 343	268
2020/2021	17 040	15 353	-	1 687	258
2021/2022	17 413	16 302	-	1 111	262
2022/2023	17 265	16 408	-	857	251
2023/2024	16 710	15 919	-	791	242
Zhambyl					
2019/2020	24 609	20 812	363	3 434	218
2020/2021	23 719	20 993	256	2 470	208
2021/2022	23 583	21 689	178	1 716	205
2022/2023	25 548	24 196	285	1 067	210
2023/2024	26 917	25 809	419	689	221
Zhetisu					
2019/2020	14 188	12 436	-	1 752	...
2020/2021	14 316	12 918	-	1 398	...

Continuation

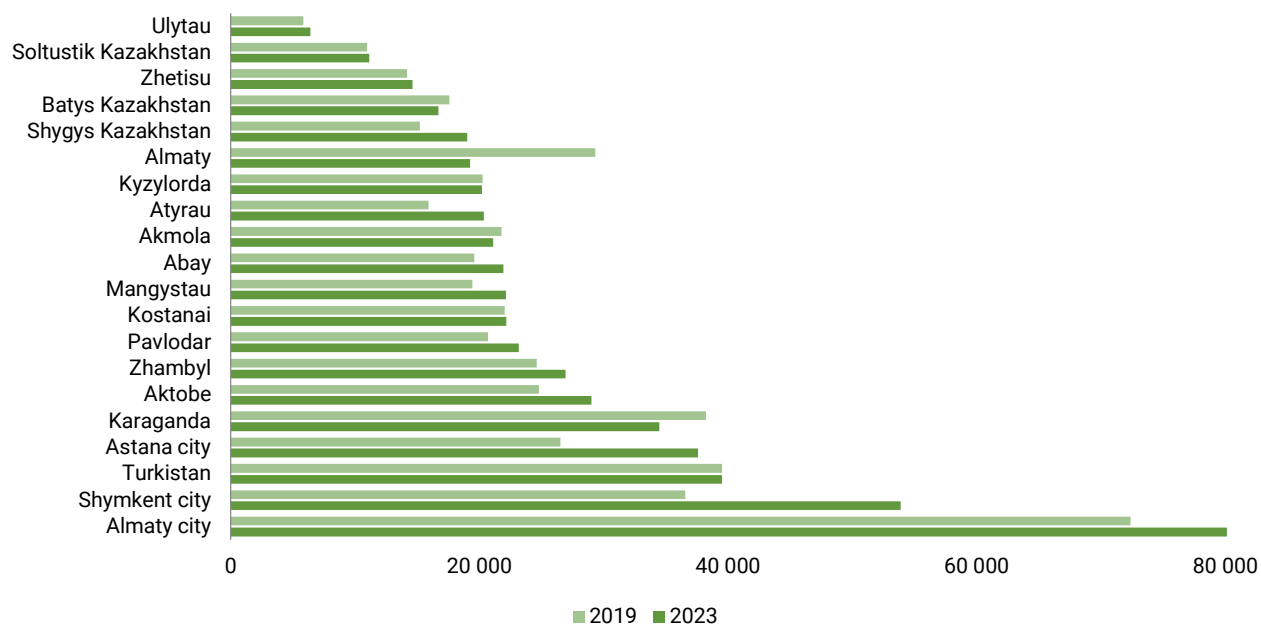
	Number of students, Total	Of the total number, they study at departments			In counting per 10,000 population
		day	evening	extramural education	
2021/2022	14 979	13 748	-	1 231	...
2022/2023	14984	14246	-	738	214
2023/2024	14 626	14 306	-	320	209
Karagandy					
2019/2020	38 244	32 782	86	5 376	278
2020/2021	38 083	33 614	45	4 424	277
2021/2022	39 007	35 699	23	3 285	284
2022/2023	34099	31487	101	2511	300
2023/2024	34 474	32 114	162	2 198	304
Kostanay					
2019/2020	22 047	19 209	-	2 838	254
2020/2021	22 752	20 222	-	2 530	263
2021/2022	22 959	21 006	-	1 953	268
2022/2023	22383	21196	-	1187	269
2023/2024	22 178	21 356	-	822	267
Kyzylorda					
2019/2020	20 270	18 206	407	1 657	252
2020/2021	19 825	18 377	280	1 168	243
2021/2022	19 692	18 677	155	860	238
2022/2023	20880	20063	42	775	250
2023/2024	20 220	19 521	150	549	241
Mangystau					
2019/2020	19 434	16 351	15	3 068	278
2020/2021	19 145	17 021	6	2 118	266
2021/2022	20 187	18 932	-	1 255	272
2022/2023	21441	20374	-	1067	280
2023/2024	22 137	21 188	-	949	285
Pavlodar					
2019/2020	20 704	17 788	-	2 916	275
2020/2021	21 382	18 827	-	2 555	285
2021/2022	21 944	20 156	-	1 788	294
2022/2023	22814	21458	-	1356	302
2023/2024	23 173	22 218	-	955	307
Soltustik Kazakhstan					
2019/2020	10 951	9 812	102	1 037	200
2020/2021	10 724	9 722	55	947	197
2021/2022	10 828	10 023	121	684	202
2022/2023	10903	10414	103	386	204
2023/2024	11 134	10 612	166	356	209
Turkistan					
2019/2020	39 531	36 952	-	2 579	196
2020/2021	34 331	32 793	-	1 538	168
2021/2022	32 937	31 906	-	1 031	159
2022/2023	34904	34276	-	628	165
2023/2024	39 521	39 259	-	262	185
Ulytau					
2019/2020	5 849	5 163	-	686	...
2020/2021	5 900	5 407	-	493	...
2021/2022	5 901	5 564	-	337	...
2022/2023	6162	5857	-	305	278
2023/2024	6 406	6 087	-	319	289
Shygys Kazakhstan					
2019/2020	15 205	12 920	209	2 076	...
2020/2021	15 707	13 849	46	1 812	...
2021/2022	16 291	14 838	19	1 434	...
2022/2023	17757	16426	12	1319	243
2023/2024	19 026	17 928	12	1 086	261
Astana city					
2019/2020	26 505	24 595	23	1 887	233
2020/2021	27 407	25 983	28	1396	231
2021/2022	29 492	28 437	53	1 002	238
2022/2023	33368	32386	104	878	246
2023/2024	37 603	37 037	147	419	270
Almaty city					
2019/2020	72 380	68 833	525	3 022	378
2020/2021	74 609	72 097	272	2 240	377

Continuation

	Number of students, Total	Of the total number, they study at departments			In counting per 10,000 population
		day	evening	extramural education	
2021/2022	78 869	76 534	342	1 993	390
2022/2023	85299	83497	588	1214	395
2023/2024	88 285	86 570	785	930	402
Shymkent city					
2019/2020	36 573	34 576	-	1 997	352
2020/2021	39 926	38 358	-	1 568	372
2021/2022	42 749	41 770	-	979	384
2022/2023	48871	47591	52	1228	410
2023/2024	53 906	52 738	-	1 168	447

Number of students in TaVE organizations

the beginning of the school year, person



4.3 Number of students in TaVE organizations by type of area

	the beginning of the school year, person						
	Urban area			Rural area			
	Number of students, Total	government property	private property	foreign property	government property	private property	foreign property
2019/2020	475 443	265 594	182 321	119	9 120	18 289	-
2020/2021	477 539	233 893	196 040	76	36 015	11 515	-
2021/2022	494 042	233 977	214 041	297	34 303	11 424	-
2022/2023	525 909	242 154	236 747	-	34 710	12 298	-
2023/2024	547 994	253 819	242 264	1 152	36 556	13 993	-

44.4 Number of students in a government TaVE organizations

	the beginning of the school year																			
	2019/2020				2020/2021				2021/2022				2022/2023				2023/2024			
	number of organizations units	number of students, person	women	number of organizations units	number of students, person	women	number of organizations units	number of students, person	women	number of organizations units	number of students, person	women	number of organizations units	number of students, person	women	number of organizations units	number of students, person	women		
Republic of Kazakhstan	427	274 714	114 730	424	269 908	115 116	420	268 280	113 660	414	276 864	117 351	414	290 375	124 370					
Abay	21	12 033	5 083	21	12 420	5 211	21	12 644	5 379	21	12 819	5 583	21	13 063	5 871					
Akmola	26	15 692	6 876	26	15 594	6 954	26	15 554	6 922	26	14 820	6 523	25	14 456	6 346					
Aktobe	24	14 455	5 892	23	13 517	5 466	23	13 294	5 429	23	14 311	5 980	23	15 460	6 685					
Almaty	20	9 080	3 771	20	8 885	3 799	20	8 808	3 678	20	8 802	3 765	20	9 031	3 915					
Atyrau	16	9 581	3 711	17	9 567	3 686	17	10 422	4 033	17	11 652	4 817	17	11 907	4 933					
Batys Kazakhstan	26	12 135	5 402	24	11 962	5 439	25	12 167	5 518	25	11 666	5 475	26	10 935	5 195					
Zhambyl	22	13 935	5 720	22	13 787	5 850	20	13 220	5 741	20	14 396	6 402	21	15 443	7 063					
Zhetisu	19	11 276	4 921	19	11 164	4 846	19	11 191	4 906	17	11 186	4 856	17	11 062	4 998					
Karagandy	32	21 205	8 241	33	19 744	8 074	32	20 061	8 072	31	20 863	8 412	32	22 699	9 043					
Kostanay	28	17 213	7 273	27	17 836	7 848	27	18 058	8 051	27	17 381	7 778	26	17 036	7 559					
Kyzylorda	17	10 727	4 540	17	10 764	4 675	17	10 788	4 706	17	11 445	4 935	17	10 846	4 924					
Mangystau	16	11 587	4 474	15	10 503	4 140	15	10 375	4 164	14	10 486	4 215	13	11 264	4 611					
Pavlodar	26	13 732	5 682	26	13 872	5 787	26	13 859	5 965	26	14 236	6 101	27	15 462	6 759					
Sołtustik Kazakhstan	22	9 412	4 453	21	9 180	4 396	19	9 176	4 325	19	9 226	4 345	19	9 307	4 425					
Turkistan	29	24 531	9 629	27	19 110	8 456	27	17 429	7 632	26	18 903	8 060	26	21 256	9 152					
Ulytau	10	3 389	1 800	10	3 446	1 861	10	3 411	1 762	9	3 404	1 745	10	3 540	1 878					
Shygyz Kazakhstan	22	9 389	4 123	22	9 734	4 339	22	10 040	4 561	23	11 063	5 026	23	12 149	5 560					
Astana city	12	11 594	5 296	10	11 450	5 255	9	9 801	3 836	9	10 370	4 039	10	13 093	4 854					
Almaty city	28	29 064	12 731	31	30 318	13 497	32	31 130	13 415	31	31 543	13 360	28	32 594	14 103					
Shymkent city	11	14 684	5 112	13	17 055	5 537	13	16 852	5 565	13	18 292	5 934	13	19 772	6 496					

4.5 Acceptance of students in TaVE organization

	the beginning of the school year, person				
	2019/2020	2020/2021	2021/2022	2022/2023	2023/2024
		Total			
Republic of Kazakhstan	153 123	164 644	176 884	195 189	192 843
Abay	6 888	7 456	7 293	8 097	7 708
Akmola	7 822	8 121	7 770	7 122	6 705
Aktobe	7 262	8 316	9 685	10 143	9 738
Almaty	5 153	5 967	6 587	7 324	6 562
Atyrau	5 048	5 649	6 665	7 303	6 434
Batys Kazakhstan	5 656	6 109	6 655	6 192	5 606
Zhambyl	6 403	6 723	7 912	9 315	8 870
Zhetisu	5 242	5 583	5 978	5 464	5 460
Karagandy	9 948	11 304	11 913	12 137	11 576
Kostanay	7 403	7 929	7 717	7 459	7 318
Kyzylorda	6 220	6 641	6 061	7 107	6 415
Mangystau	5 849	6 384	7 174	7 718	7 261
Pavlodar	6 725	7 316	7 491	7 776	7 543
Soltustik Kazakhstan	3 534	3 880	3 991	4 070	4 255
Turkistan	13 218	10 943	11 367	14 264	16 870
Ulytau	1 784	2 085	1 874	2 185	2 302
Shygys Kazakhstan	5 276	6 097	6 327	6 891	7 018
Astana city	8 611	9 502	10 616	13 595	14 313
Almaty city	23 866	25 120	27 872	31 201	30 759
Shymkent city	11 215	13 519	15 936	19 826	20 130
		Urban area			
Republic of Kazakhstan	135 490	146 374	159 254	175 320	170 446
Abay	6 506	7 021	6 896	7 732	7 171
Akmola	6 653	6 743	6 565	6 110	5 687
Aktobe	6 851	7 820	9 152	9 595	9 055
Almaty	2 893	3 431	3 997	4 738	3 942
Atyrau	4 692	5 235	6 129	6 606	5 957
Batys Kazakhstan	4 795	5 051	5 605	5 229	4 570
Zhambyl	5 388	5 485	6 639	7 714	7 216
Zhetisu	4 597	4 905	5 225	4 710	4 558
Karagandy	9 421	10 686	11 352	11 568	11 061
Kostanay	6 148	6 924	6 758	6 616	6 471
Kyzylorda	5 163	5 594	5 360	6 432	5 595
Mangystau	4 863	5 431	6 203	6 625	5 990
Pavlodar	6 164	6 642	6 788	7 056	6 825
Soltustik Kazakhstan	2 903	3 271	3 251	3 164	3 145
Turkistan	8 335	6 574	7 445	8 426	9 505
Ulytau	1 655	1 920	1 762	2 105	2 192
Shygys Kazakhstan	4 771	5 500	5 703	6 272	6 304
Astana city	8 611	9 502	10 616	13 595	14 313
Almaty city	23 866	25 120	27 872	31 201	30 759
Shymkent city	11 215	13 519	15 936	19 826	20 130
		Rural area			
Republic of Kazakhstan	17 633	18 270	17 630	19 869	22 397
Abay	382	435	397	365	537
Akmola	1 169	1 378	1 205	1 012	1 018
Aktobe	411	496	533	548	683
Almaty	2 260	2 536	2 590	2 586	2 620
Atyrau	356	414	536	697	477
Batys Kazakhstan	861	1 058	1 050	963	1 036
Zhambyl	1 015	1 238	1 273	1 601	1 654
Zhetisu	645	678	753	754	902
Karagandy	527	618	561	569	515
Kostanay	1 255	1 005	959	843	847
Kyzylorda	1 057	1 047	701	675	820
Mangystau	986	953	971	1 093	1 271
Pavlodar	561	674	703	720	718
Soltustik Kazakhstan	631	609	740	906	1 110
Turkistan	4 883	4 369	3 922	5 838	7 365
Ulytau	129	165	112	80	110
Shygys Kazakhstan	505	597	624	619	714

4.6 Acceptance of students in TaVE organization per 10 000 person

the beginning of the school year, на 10 000 person

	2019	2020	2021	2022	2023
Republic of Kazakhstan	82	87	93	99	97
Abay	133	127
Akmola	106	110	106	90	85
Aktobe	82	93	107	109	104
Almaty	51	56	60	49	43
Atyrau	78	86	100	105	92
Batys Kazakhstan	86	92	100	90	81
Zhambyl	57	59	69	76	73
Zhetisu	78	78
Karagandy	85	97	100	107	102
Kostanay	85	92	90	90	88
Kyzylorda	77	82	73	85	77
Mangystau	84	89	97	101	93
Pavlodar	89	97	100	103	100
Soltustik Kazakhstan	64	71	74	76	80
Turkistan	66	54	55	67	79
Ulytau	99	104
Shygys Kazakhstan	89	99	100	94	96
Astana city	76	80	86	100	103
Almaty city	125	127	138	144	140
Shymkent city	108	126	143	166	167

4.7 Acceptance of students in TaVE organization by form of ownership

the beginning of the school year, person

	2019/2020	2020/2021	2021/2022	2022/2023	2023/2024
Government property					
Republic of Kazakhstan	91 237	93 974	95 234	102 198	106 093
Abay	4 394	4 450	4 660	4 809	4 725
Akmola	5 898	5 856	5 469	4 968	4 936
Aktobe	4 248	4 583	4 803	5 521	5 763
Almaty	3 284	3 531	3 423	3 480	3 443
Atyrau	2 830	3 420	4 081	4 621	4 184
Batys Kazakhstan	4 114	4 372	4 710	4 019	3 720
Zhambyl	3 657	4 101	4 307	5 342	5 231
Zhetisu	4 393	4 474	4 343	4 291	4 524
Karagandy	6 620	6 937	7 027	7 471	7 691
Kostanay	5 799	6 247	5 979	5 719	5 514
Kyzylorda	3 586	3 904	3 483	3 892	3 453
Mangystau	3 742	3 257	3 486	3 781	3 958
Pavlodar	4 589	4 612	4 528	4 851	5 089
Soltustik Kazakhstan	2 963	3 270	3 394	3 400	3 448
Turkistan	8 352	6 073	6 310	8 164	9 397
Ulytau	1 018	1 181	1 096	1 172	1 242
Shygys Kazakhstan	3 264	3 805	3 941	4 352	4 560
Astana city	3 514	3 582	3 332	3 940	5 243
Almaty city	10 010	10 182	10 974	10 877	11 709
Shymkent city	4 962	6 137	5 888	7 528	8 263
Private property					
Republic of Kazakhstan	61 863	70 658	81 588	92 991	86 217
Abay	2 494	3 006	2 633	3 288	2 983
Akmola	1 924	2 265	2 301	2 154	1 769
Aktobe	3 014	3 733	4 882	4 622	3 975
Almaty	1 869	2 436	3 164	3 844	3 119
Atyrau	2 218	2 229	2 584	2 682	2 250
Batys Kazakhstan	1 542	1 737	1 945	2 173	1 886
Zhambyl	2 746	2 622	3 605	3 973	3 639
Zhetisu	849	1 109	1 635	1 173	936
Karagandy	3 328	4 367	4 886	4 666	3 885
Kostanay	1 604	1 682	1 738	1 740	1 804
Kyzylorda	2 634	2 737	2 578	3 215	2 962
Mangystau	2 107	3 127	3 688	3 937	3 303
Pavlodar	2 136	2 704	2 901	2 925	2 454
Soltustik Kazakhstan	571	610	597	670	807
Turkistan	4 866	4 870	5 057	6 100	7 473

Continuation

	2019/2020	2020/2021	2021/2022	2022/2023	2023/2024
Ulytau	766	904	778	1 013	1 060
Shygys Kazakhstan	2 012	2 292	2 386	2 539	2 458
Astana city	5 097	5 920	7 284	9 655	9 070
Almaty city	13 856	14 938	16 898	20 324	18 517
Shymkent city	6 230	7 370	10 048	12 298	11 867
Foreign property					
Republic of Kazakhstan	23	12	62	-	533
Abay	-	-	-	-	-
Akmola	-	-	-	-	-
Aktobe	-	-	-	-	-
Almaty	-	-	-	-	-
Atyrau	-	-	-	-	-
Batys Kazakhstan	-	-	-	-	-
Zhambyl	-	-	-	-	-
Zhetisu	-	-	-	-	-
Karagandy	-	-	-	-	-
Kostanay	-	-	-	-	-
Kyzylorda	-	-	-	-	-
Mangystau	-	-	-	-	-
Pavlodar	-	-	62	-	-
Soltustik Kazakhstan	-	-	-	-	-
Turkistan	-	-	-	-	-
Ulytau	-	-	-	-	-
Shygys Kazakhstan	-	-	-	-	-
Astana city	-	-	-	-	-
Almaty city	-	-	-	-	533
Shymkent city	23	12	-	-	-

4.8 Graduation of specialists by TaVE organizations

the beginning of the school year, person

	Total					Of them women				
	2019/ 2020	2020/ 2021	2021/ 2022	2022/ 2023	2023/ 2024	2019/ 2020	2020/ 2021	2021/ 2022	2022/ 2023	2023/ 2024
Republic of Kazakhstan	144 333	146 094	146 494	138 760	141 013	67 894	68 123	69 936	66 160	66 687
Abay	5 861	6 120	6 475	6 126	5 897	2 735	3 011	3 226	3 095	2 886
Akmola	6 325	6 860	6 793	6 486	6 291	2 777	3 007	2 972	2 723	2 868
Aktobe	8 411	7 741	8 065	6 712	7 162	4 060	3 612	4 020	3 265	3 488
Almaty	5 072	5 222	4 800	4 756	4 586	2 462	2 435	2 359	2 217	2 326
Atyrau	5 106	4 837	4 692	4 841	5 267	2 299	2 017	2 000	2 118	2 291
Batys Kazakhstan	5 729	6 003	5 708	5 208	5 118	2 729	2 781	2 687	2 430	2 434
Zhambyl	8 220	7 317	8 059	6 974	6 478	3 735	3 258	3 867	3 308	3 024
Zhetisu	5 071	5 045	5 051	4 707	4 801	2 460	2 344	2 378	2 291	2 133
Karagandy	10 001	10 275	9 747	9 546	9 630	4 724	4 666	4 526	4 259	4 462
Kostanay	6 716	6 569	6 724	6 616	6 357	3 007	2 917	3 178	3 133	3 099
Kyzylorda	6 280	6 728	5 870	5 287	6 443	2 949	3 035	2 807	2 652	2 808
Mangystau	6 558	5 753	5 531	5 050	5 056	2 962	2 644	2 354	2 351	2 257
Pavlodar	6 007	5 904	6 201	6 035	6 176	2 775	2 782	2 791	2 782	2 895
Soltustik Kazakhstan	3 539	3 716	3 317	3 165	3 246	1 657	1 662	1 680	1 507	1 435
Turkistan	10 373	11 490	11 946	10 310	10 007	4 608	5 233	5 930	5 137	4 967
Ulytau	1 965	1 866	1 627	1 755	1 831	913	816	807	853	714
Shygys Kazakhstan	4 798	4 756	4 719	4 394	4 612	2 077	2 130	2 118	2 006	2 055
Astana city	7 700	7 616	7 731	8 271	8 224	3 731	3 841	3 713	4 165	4 018
Almaty city	19 913	19 908	21 185	21 246	21 939	9 230	9 783	10 500	10 150	10 590
Shymkent city	10 688	12 368	12 253	11 275	11 892	6 004	6 149	6 023	5 718	5 937

4.9 Graduation of specialists by TaVE organizations by type of area

the beginning of the school year, person

	Urban area					Rural area				
	2019/ 2020	2020/ 2021	2021/ 2022	2022/ 2023	2023/ 2024	2019/ 2020	2020/ 2021	2021/ 2022	2022/ 2023	2023/ 2024
Republic of Kazakhstan	128 097	128 771	130 057	123 702	125 682	16 236	17 323	16 437	15 058	15 331
Abay	5 602	5 810	6 165	5 852	5 617	259	310	310	274	280
Akmola	5 424	5 777	5 841	5 682	5 530	901	1 083	952	804	761
Aktobe	7 911	7 307	7 636	6 332	6 765	500	434	429	380	397
Almaty	3 051	3 342	2 731	2 833	2 720	2 021	1 880	2 069	1 923	1 866

Continuation

	Urban area					Rural area				
	2019/ 2020	2020/ 2021	2021/ 2022	2022/ 2023	2023/ 2024	2019/ 2020	2020/ 2021	2021/ 2022	2022/ 2023	2023/ 2024
Atyrau	4 730	4 400	4 327	4 430	4 718	376	437	365	411	549
Batys Kazakhstan	4 729	4 976	4 834	4 284	4 321	1 000	1 027	874	924	797
Zhambyl	6 572	5 881	6 689	5 908	5 154	1 648	1 436	1 370	1 066	1 324
Zhetisu	4 401	4 277	4 296	4 020	4 170	670	768	755	687	631
Karagandy	9 491	9 652	9 289	9 116	9 162	510	623	458	430	468
Kostanay	5 607	5 737	5 925	5 597	5 595	1 109	832	799	1 019	762
Kyzylorda	5 328	5 650	4 987	4 506	5 279	952	1 078	883	781	1 164
Mangystau	5 572	4 801	4 550	4 181	4 243	986	952	981	869	813
Pavlodar	5 434	5 415	5 657	5 519	5 697	573	489	544	516	479
Soltustik Kazakhstan	2 809	3 083	2 760	2 658	2 736	730	633	557	507	510
Turkistan	6 944	6 670	7 355	6 436	6 108	3 429	4 820	4 591	3 874	3 899
Ulytau	1 856	1 775	1 546	1 599	1 706	109	91	81	156	125
Shygys Kazakhstan	4 335	4 326	4 300	3 957	4 106	463	430	419	437	506
Astana city	7 700	7 616	7 731	8 271	8 224	-	-	-	-	-
Almaty city	19 913	19 908	21 185	21 246	21 939	-	-	-	-	-
Shymkent city	10 688	12 368	12 253	11 275	11 892	-	-	-	-	-

4.10 Graduation of specialists by TaVE organizations by form of education

the beginning of the school year, person

	2019/2020	2020/2021	2021/2022	2022/2023	2023/2024
Total	144 333	146 094	146 494	138 760	141 013
including: Government, of them	86 052	85 649	85 612	79 042	81 693
day	76 357	76 521	77 143	74 328	76 840
evening	172	170	191	121	-
extramural	9 523	8 958	8 278	4 593	4 853
private, of them	58 252	60 419	60 811	59 718	59 187
day	43 026	46 867	48 333	52 078	54 683
evening	608	635	565	236	37
extramural	14 618	12 917	11 913	7 404	4 467
иностраннные, of them	29	26	71	-	133
day	24	26	60	-	133
evening	-	-	-	-	-
extramural	5	-	11	-	-

4.11 Graduation of specialists by government TaVE organizations

the beginning of the school year, person

	Total					Of them women				
	2019/ 2020	2020/ 2021	2021/ 2022	2022/ 2023	2023/ 2024	2019/ 2020	2020/ 2021	2021/ 2022	2022/ 2023	2023/ 2024
Republic of Kazakhstan	86 052	85 649	85 612	79 042	81 693	35 552	35 167	36 375	33 127	33 698
Abay	3 405	3 529	3 950	3 878	3 683	1 382	1 455	1 699	1 611	1 543
Akmola	4 571	5 107	4 702	4 378	4 217	1 911	2 169	1 987	1 782	1 799
Aktobe	4 974	4 498	4 610	3 703	3 997	2 148	1 854	1 962	1 577	1 704
Almaty	3 128	3 384	3 115	3 019	2 675	1 274	1 282	1 303	1 182	1 099
Atyrau	3 305	3 125	3 058	2 896	3 287	1 440	1 254	1 162	1 160	1 322
Batys Kazakhstan	3 902	4 123	4 070	3 695	3 836	1 729	1 799	1 873	1 687	1 792
Zhambyl	4 848	4 090	4 422	3 657	3 890	1 905	1 589	1 850	1 504	1 591
Zhetisu	3 977	3 988	4 051	3 825	3 968	1 729	1 666	1 724	1 704	1 572
Karagandy	6 401	6 356	5 941	6 112	6 618	2 591	2 529	2 409	2 289	2 640
Kostanay	5 179	5 011	5 085	5 149	4 861	2 144	2 052	2 223	2 235	2 213
Kyzylorda	3 367	3 701	3 229	2 873	3 742	1 370	1 488	1 396	1 326	1 313
Mangystau	3 919	3 303	3 333	2 884	2 614	1 423	1 274	1 203	1 176	1 078
Pavlodar	3 943	3 663	4 067	3 890	4 047	1 676	1 597	1 643	1 621	1 773
Soltustik Kazakhstan	3 033	3 106	2 841	2 592	2 691	1 421	1 401	1 437	1 228	1 180
Turkistan	7 259	7 428	7 630	5 697	5 757	2 733	3 029	3 627	2 459	2 556
Ulytau	1 081	1 049	1 001	1 054	935	536	519	568	607	428
Shygys Kazakhstan	2 981	2 972	2 966	2 671	2 884	1 156	1 225	1 287	1 179	1 170
Astana city	3 668	3 371	2 910	2 890	3 196	1 639	1 475	1 133	1 115	1 257
Almaty city	8 636	8 027	8 988	9 035	9 168	3 615	3 578	4 040	3 842	3 717
Shymkent city	4 475	5 818	5 643	5 144	5 627	1 730	1 932	1 849	1 843	1 951

4.12 Number of students in TaVE organizations by gender

the beginning of the school year

	Total students, person			Distribution by gender, in percentages	
	both genders	men	women	men	women
2019/2020	475 443	253 092	222 351	53,2	46,8
2020/2021	477 539	251 429	226 110	52,7	47,3
2021/2022	494 042	258 667	235 375	52,4	47,6
2022/2023	525909	274 750	251159	52,2	47,8
2023/2024	547 994	284 438	263556	51,9	48,1

4.13 Share of students in TaVE organizations by gender

the beginning of the school year, in percentages

	2019/2020		2020/2021		2021/2022		2022/2023		2023/2024	
	men	women	men	women	men	women	men	women	men	women
Republic of Kazakhstan	53,23	46,77	52,65	47,35	52,36	47,64	52,24	47,76	51,9	48,1
Abay	50,62	49,38	50,44	49,56	50,29	49,71	49,97	50,03	49,5	50,5
Akmola	56,15	43,85	55,96	44,04	56,32	43,68	56,14	43,86	55,6	44,4
Aktobe	53,34	46,66	52,41	47,59	51,86	48,14	51,85	48,15	51,1	48,9
Almaty	50,31	49,69	49,26	50,74	49,34	50,66	48,39	51,61	48,0	52,0
Atyrau	58,62	41,38	58,15	41,85	57,32	42,68	54,99	45,01	54,9	45,1
Batys Kazakhstan	53,96	46,04	53,20	46,80	53,26	46,74	52,19	47,81	51,8	48,2
Zhambyl	53,11	46,89	53,00	47,00	52,95	47,05	52,59	47,41	52,4	47,6
Zhetisu	51,20	48,80	50,69	49,31	49,29	50,71	49,44	50,56	48,4	51,6
Karagandy	53,86	46,14	52,84	47,16	52,65	47,35	52,50	47,50	52,6	47,4
Kostanay	54,51	45,49	52,81	47,19	52,34	47,66	52,32	47,68	52,4	47,6
Kyzylorda	53,23	46,77	52,81	47,19	52,70	47,30	53,44	46,56	52,6	47,4
Mangystau	54,42	45,58	53,53	46,47	53,26	46,74	52,90	47,10	52,3	47,7
Pavlodar	55,34	44,66	54,95	45,05	54,03	45,97	54,24	45,76	54,5	45,5
Soltustik Kazakhstan	53,18	46,82	52,82	47,18	53,54	46,46	53,55	46,45	52,9	47,1
Turkistan	56,52	43,48	52,47	47,53	51,88	48,12	54,00	46,00	54,4	45,6
Ulytau	53,99	46,01	53,22	46,78	54,92	45,08	55,97	44,03	54,6	45,4
Shygys Kazakhstan	54,96	45,04	54,89	45,11	54,18	45,82	54,22	45,78	54,2	45,8
Astana city	50,64	49,36	50,09	49,91	49,75	50,25	50,11	49,89	50,1	49,9
Almaty city	52,06	47,94	52,16	47,84	52,33	47,67	51,67	48,33	51,2	48,8
Shymkent city	48,88	51,12	51,21	48,79	50,17	49,83	50,51	49,49	49,9	50,1

4.14 Distribution of the number of students in TaVE organizations by training base and by courses

the beginning of the school year, person

	2019/2020	2020/2021	2021/2022	2022/2023	2023/2024
Number of students, Total	475 443	477 539	494 042	525909	547 994
on the basis of basic secondary education					
I course	100 640	1-05 485	113 337	127675	126 238
II course	98 928	97 179	102 193	108915	122 283
III course	93 871	94 677	92 351	95937	100 470
over III course	41 490	43 471	47 453	45269	48 106
on the basis of general secondary education					
I course	40 782	44 664	48 863	51961	49 824
II course	41 417	33 729	37 707	40768	41 211
III course	37 430	34 352	28 739	32048	34 355
over III course	6 652	5 831	4 652	4160	4 986
on the basis of technical and vocational, post-secondary education					
I course	7 079	9 034	10 102	10135	11 027
II course	4 525	5 641	5 971	6459	6 348
III course	2 243	2 805	1 964	2107	2 286
over III course	386	671	710	475	860
		Government			
Number of students, Total	274 714	269 908	268 280		290 375
on the basis of basic secondary education					
I course	61 224	63 116	64 717		70 743
II course	60 458	58 223	59 933		67533

Continuation

	2019/2020	2020/2021	2021/2022	2022/2023	2023/2024
III course	59 131	57 393	54 597		57 646
over III course	22 068	23 638	24 844		24 858
on the basis of general secondary education					
I course	24 610	25 578	25 246		28 060
II course	20 051	14 647	16 450		17 590
III course	17 371	16 396	12 717		13 588
over III course	2 202	1 682	1 465		1 575
on the basis of technical and vocational, post-secondary education					
I course	4 193	4 350	4 547		5 231
II course	2 206	3 244	2 684		2 405
III course	1 064	1 295	853		776
over III course	136	346	227		370
		Private			
Number of students, Total	200 610	207 555	225 465	256 467	
on the basis of basic secondary education					
I course	39 396	42 359	48 576	55 446	
II course	38 436	38 941	42 186	54 701	
III course	34 711	37 260	37 713	42 781	
over III course	19 415	19 818	22 545	23 229	
on the basis of general secondary education					
I course	16 167	19 086	23 599	21 675	
II course	21 351	19 076	21 247	23 536	
III course	20 051	17 951	15 976	20 648	
over III course	4 449	4 148	3 187	3 411	
on the basis of technical and vocational, post-secondary education					
I course	2 886	4 684	5 555	5 406	
II course	2 319	2 397	3 287	3 634	
III course	1 179	1 510	1 111	1 510	
over III course	250	325	483	490	
		Foreign			
Number of students, Total	119	76	297	1 152	
on the basis of basic secondary education					
I course	20	10	44	49	
II course	34	15	74	49	
III course	29	24	41	43	
over III course	7	15	64	19	
on the basis of general secondary education					
I course	5	-	18	89	
II course	15	6	10	85	
III course	8	5	46	119	
over III course	1	1	-	-	
on the basis of technical and vocational, post-secondary education					
I course	-	-	-	390	
II course	-	-	-	309	
III course	-	-	-	-	
over III course	-	-	-	-	

4.15 Distribution of students in TaVE organizations by language of study

	the beginning of the school year, person									
	2019/2020		2020/2021		2021/2022		2022/2023		2023/2024	
	total	women	total	women	total	women	total	women	total	women
Republic of Kazakhstan	475 443	222 351	477 539	226 110	494 042	235 375	525 909	251 159	547 994	263 556
Kazakh	280 048	136 873	278 490	137 220	291 296	143 372	320 572	157 299	336 741	165 911
Russian	194 117	84 997	197 483	88 318	201 198	91 450	203 804	93 283	209 667	97 025
English	1 160	407	1 415	482	1 452	479	1 431	499	1 490	545
Uigur	22	3	48	15	-	-	6	1	94	74
Uzbek	96	71	103	75	96	74	96	77	2	1
Abay	19 578	9 668	20 064	9 943	20 204	10 044	21 261	10 637	21 922	11 079
Kazakh	11 182	5 628	11 333	5 746	11 932	6 020	13 004	6 555	13 929	7 153
Russian	8 396	4 040	8 731	4 197	8 272	4 024	8 257	4 082	7 993	3 926
Akmola	21 784	9 552	22 174	9 766	22 594	9 869	21 727	9 530	21 122	9 371
Kazakh	6 203	3 037	6 164	3 000	6 208	2 933	6 909	3 476	5 869	2 892
Russian	15 581	6 515	16 010	6 766	16 386	6 936	14 818	6 054	15 253	6 479
Aktobe	24 805	11 573	24 638	11 726	25 596	12 321	27 787	13 379	29 016	14 186
Kazakh	17 836	8 758	17 679	8 888	18 228	9 253	20 155	10 262	21 080	10 964
Russian	6 945	2 792	6 934	2 814	7 368	3 068	7 632	3 117	7 936	3 222
English	24	23	25	24	-	-	-	-	-	-
Almaty	15 134	7 520	15 235	7 731	16 444	8 331	18 302	9 446	19 247	10 007
Kazakh	9 551	5 066	9 730	5 305	10 694	5 729	12 008	6 450	12 841	6 842
Russian	5 583	2 454	5 505	2 426	5 750	2 602	6 294	2 996	6 406	3 165
Uigur	-	-	-	-	-	-	-	-	-	-
Atyrau	15 912	6 585	16 462	6 890	18 274	7 800	20 154	9 072	20 371	9 178
Kazakh	12 422	5 452	12 574	5 679	14 495	6 467	16 243	7 610	16 044	7 601
Russian	2 375	765	2 518	764	2 346	864	2 480	963	2 911	1 074
English	1 115	368	1 370	447	1 433	469	1 431	499	1 416	503
Uigur	-	-	-	-	-	-	-	-	-	-
Batys Kazakhstan	17 589	8 098	17 040	7 974	17 413	8 138	17 265	8 255	16 710	8 054
Kazakh	11 771	5 753	11 102	5 376	11 803	5 676	11 611	5 673	11 238	5 615
Russian	5 818	2 345	5 938	2 598	5 610	2 462	5 654	2 582	5 472	2 439
Zhambyl	24 609	11 538	23 719	11 147	23 583	11 096	25 548	12 112	26 917	12 819
Kazakh	18 171	8 583	17 805	8 499	18 013	8 524	19 845	9 455	21 251	10 026
Russian	6 419	2 939	5 894	2 637	5 551	2 562	5 703	2 657	5 666	2 793
English	19	16	20	11	19	10	0	0	0	0
Zhetisu	14 188	6 924	14 316	7 059	14 979	7 636	14 984	7 576	14 626	7 543
Kazakh	9 280	4 870	9 308	4 878	9 800	5 261	10 126	5 290	10 247	5 305
Russian	4 816	1 984	4 913	2 109	5 083	2 261	4 763	2 209	4 286	2 164
English	-	-	-	-	-	-	-	-	-	-
Uzbek	-	-	-	-	-	-	-	-	93	74
Uigur	92	70	95	72	96	74	95	77	-	-
Karagandy	32 395	14 946	32 183	15 177	33 106	15 675	34 099	16 197	34 474	16 348
Kazakh	10 978	5 865	10 753	5 796	11 311	5 795	12 292	6 193	12 869	6 396
Russian	21 417	9 081	21 430	9 381	21 795	9 880	21 807	10 004	21 605	9 952
Kostanay	22 047	10 030	22 752	10 736	22 959	10 943	22 383	10 672	22 178	10 562
Kazakh	3 860	2 094	3 793	2 125	3 809	2 105	4 203	2 279	4 307	2 301
Russian	18 187	7 936	18 959	8 611	19 150	8 838	18 180	8 393	17 871	8 261
Kyzylorda	20 270	9 480	19 825	9 355	19 692	9 314	20 880	9 722	20 220	9 580
Kazakh	19 493	9 278	19 160	9 117	19 110	9 004	20 365	9 407	19 748	9 287
Russian	777	202	665	238	582	310	515	315	472	293
Mangystau	19 434	8 858	19 145	8 897	20 187	9 435	21 441	10 098	22 137	10 554
Kazakh	15 667	7 402	15 461	7 442	16 621	7 926	18 022	8 634	18 990	9 199
Russian	3 767	1 456	3 684	1 455	3 566	1 509	3 418	1 463	3 079	1 318
English	-	-	-	-	-	-	-	-	65	36
Uigur	-	-	-	-	-	-	-	-	1	0
Uzbek	-	-	-	-	-	-	1	1	2	1
Pavlodar	20 704	9 247	21 382	9 632	21 944	10 087	22 814	10 440	23 173	10 546
Kazakh	5 510	3 100	5 411	2 997	5 593	3 062	5 783	3 057	5 649	2 843
Russian	15 194	6 147	15 971	6 635	16 351	7 025	17 031	7 383	17 524	7 703
Soltustik Kazakhstan	10 951	5 127	10 724	5 060	10 828	5 031	10 903	5 064	11 134	5 244
Kazakh	1 197	751	1 216	769	1 121	680	1 182	673	1 368	763
Russian	9 754	4 376	9 508	4 291	9 707	4 351	9 721	4 391	9 766	4 481
Turkistan	39 531	17 187	34 331	16 319	32 937	15 850	34 904	16 057	39 521	18 004
Kazakh	36 985	16 445	32 674	15 721	31 651	15 368	33 758	15 623	38 319	17 579
Russian	2 521	741	1 642	590	1 286	482	1 146	434	1 202	425
English	2	-	-	-	-	-	-	-	-	-
Uigur	3	-	-	-	-	-	-	-	-	-

Continuation

	2019/2020		2020/2021		2021/2022		2022/2023		2023/2024	
	total	women	total	women	total	women	total	women	total	women
Uzbek	20	1	15	8	-	-	-	-	-	-
Ulytau	5 849	2 691	5 900	2 760	5 901	2 660	6 162	2 713	6 406	2 909
Kazakh	3 316	1 602	3 385	1 599	3 566	1 591	3 848	1 649	4 205	1 832
Russian	2 533	1 089	2 515	1 161	2 335	1 069	2 312	1 064	2 201	1 077
Uzbek	-	-	-	-	-	-	2	-	-	-
Shygyz Kazakhstan	15 205	6 849	15 707	7 085	16 291	7 464	17 757	8 129	19 026	8 711
Kazakh	4 365	2 182	4 502	2 152	4 936	2 439	5 735	2 759	6 091	2 987
Russian	10 840	4 667	11 205	4 933	11 355	5 025	12 022	5 370	12 935	5 724
Astana city	26 505	13 084	27 407	13 679	29 492	14 821	33 368	16 647	37 603	18 751
Kazakh	13 953	6 977	14 230	7 143	15 416	7 724	17 063	8 557	20 029	9 903
Russian	12 552	6 107	13 177	6 536	14 076	7 097	16 301	8 090	17 574	8 848
Uzbek	-	-	-	-	-	-	3	-	-	-
Uigur	-	-	-	-	-	-	1	-	-	-
Almaty city	72 380	34 699	74 609	35 696	78 869	37 599	85 299	41 228	88 285	43 125
Kazakh	39 598	18 761	40 565	19 137	42 165	19 918	48 132	23 257	47 220	23 129
Russian	32 781	15 937	34 044	16 559	36 704	17 681	37 167	17 971	41 056	19 990
Uzbek	-	-	-	-	-	-	-	-	9	6
Shymkent city	-	-	-	-	-	-	-	-	-	-
Kazakh	36 573	18 695	39 926	19 478	42 749	21 301	48 871	24 185	53 906	26 985
Russian	28 710	15 269	31 645	15 851	34 824	17 897	40 288	20 440	45 447	23 294
Uzbek	7 861	3 424	8 240	3 617	7 925	3 404	8 583	3 745	8 459	3 691
Uigur	2	2	33	7	-	-	-	-	-	-

4.16 Age composition of students in TaVE organizations

the beginning of the school year, person

	2019/2020		2020/2021		2021/2022		2022/2023		2023/2024	
	total	women	total	women	total	women	total	women	total	women
Total	475 443	222 351	477 539	226 110	494 042	235 375	525 909	251 159	547 994	263 556
including:										4
up to 14 years old	55	44	20	7	29	17	5	2	7	4
14 years old	4 101	2 006	2 841	1 434	2 752	1 396	2 344	1 205	2 495	1 253
15 years old	53 472	22 958	54 231	23 694	59 636	25 777	65 332	28 396	65 405	28 663
16 years old	89 355	37 232	91 530	38 797	96 566	41 369	105 607	45 426	112 600	48 686
17 years old	100 457	44 440	105 834	46 767	111 609	50 049	116 882	53 049	121 222	55 185
18 years old	82 540	38 799	84 136	39 554	89 367	41 774	95 365	44 403	96 909	45 732
19 years old	47 620	24 372	43 771	22 362	43 276	21 849	45 713	22 856	48 231	24 338
20 years old	19 786	10 483	17 617	9 092	15 776	7 994	16 643	8 708	17 118	9 129
21 years old	8 302	3 982	7 000	3 336	7 098	3 441	7 317	3 562	7 452	3 796
22 years old	5 405	2 605	4 798	2 269	4 433	2 131	4 811	2 389	4 987	2 511
23 years old	4 483	2 156	4 182	2 095	3 664	1 921	3 629	1 888	3 940	2 118
24 years old	4 108	2 062	3 787	1 934	3 387	1 898	3 464	1 844	3 357	1 830
25-29 years old	18 675	9 835	17 793	9 988	16 461	9 614	16 318	9 631	16 776	9 917
30-34 years old	13 816	7 536	14 824	8 694	14 510	9 013	14 844	9 298	16 041	9 919
35-39 years old	9 874	5 540	10 382	6 346	10 796	6 847	11 795	7 554	13 547	8 457
40 and older	13 394	8 301	14 793	9 741	14 682	10 285	15 840	10 948	17 907	12 018

4.17 Distribution of students in TaVE organizations by nationalities

the beginning of the school year, person

	2019/2020		2020/2021		2021/2022		2022/2023		2023/2024	
	total	women	total	women	total	women	total	women	total	women
Total	475 443	222 351	477 539	226 110	494 042	235 375	525 909	251 159	547 994	263 556
of them:										
Kazakhs	343 025	160 650	340 474	161 006	352 391	167 386	377 725	180 053	391 737	187 832
Russians	73 761	33 650	75 231	34 612	77 342	36 222	79 878	37 316	82 267	38 764
Ukrainians	6 565	3 024	6 823	3 224	7 008	3 280	6 917	3 231	6 871	3 159
Belarusians	1 452	637	1 495	659	1 555	658	1 554	677	1 560	674
Uzbeks	17 029	8 360	17 508	9 007	18 209	9 400	20 095	10 159	23 645	12 110
Azerbaijanis	2 904	1 379	3 061	1 472	3 261	1 615	3 521	1 780	3 981	2 071
Kyrgyz	498	225	543	292	594	324	654	330	673	360
Tajiks	958	432	990	498	1 137	577	1 323	686	1 627	819
Turkmen	127	51	112	53	143	45	108	39	105	45
Bashkirs	425	219	479	228	483	221	450	204	467	225

Continuation

	2019/2020		2020/2021		2021/2022		2022/2023		2023/2024	
	total	women	total	women	total	women	total	women	total	women
Ingush	350	151	369	164	434	200	399	189	399	188
Tatars	4 184	1 926	4 476	2 114	4 609	2 162	4 775	2 268	4 890	2 363
Chechens	850	389	895	433	927	434	1 010	487	949	424
Greeks	201	109	215	117	238	119	242	102	258	117
Koreans	1 686	711	1 770	800	1 850	817	1 884	850	1 822	853
Kurds	1 080	469	1 187	556	1 311	630	1 485	702	1 658	799
Germans	5 911	2 862	6 413	3 101	6 680	3 277	6 803	3 300	6 897	3 287
Poles	735	324	723	325	785	350	805	367	774	338
Turks	1 719	799	1 698	871	1 827	964	2 038	1 098	2 369	1 306
Uighurs	7 618	3 838	8 170	4 223	8 801	4 513	9 458	4 972	10 002	5 273
Others nationalities	4 365	2 146	4 907	2 355	4 457	2 181	4 785	2 308	5 043	2 549

4.18 Distribution of students in TaVE organizations by country of arrival

the beginning of the school year, person

	2019/2020		2020/2021		2021/2022		2022/2023		2023/2024	
	total	women	total	women	total	women	total	women	total	women
Total	475 443	222 351	477 539	226 110	494 042	235 375	525 909	251 159	547 994	263 556
Kazakhstan	472 158	220 741	473 983	224 276	490 506	233 502	522 025	249 266	543 634	261 472
From CIS countries	2 660	1 276	2 955	1 479	3 032	1 596	3 431	1 653	3 896	1 838
Azerbaijan	50	26	67	34	64	35	87	34	86	30
Armenia	18	11	25	10	31	13	34	14	31	15
Belarus	18	7	16	11	17	11	9	3	18	6
Ukraine	21	10	32	16	31	15	30	12	33	15
Kyrgyzstan	202	93	260	138	266	149	293	147	324	157
The Republic of Moldova	6	4	5	2	7	4	8	5	5	3
Russia	1 112	512	1 254	619	1 195	595	1 272	598	1 540	701
Tajikistan	70	14	76	26	81	27	102	36	150	43
Turkmenistan	234	138	206	115	165	83	183	73	141	67
Uzbekistan	929	461	1 014	508	1 175	664	1 413	731	1 568	801
From far abroad	625	334	601	355	504	277	453	240	464	246
Afghanistan	10	4	20	9	20	8	29	15	36	18
Bulgaria	1	-	2	-	1	-	-	-	-	-
Cambodia	-	-	2	2	2	2	-	-	-	-
China	210	75	191	76	185	72	151	57	112	41
Lithuania	-	-	-	-	-	-	-	-	-	-
Latvia	-	-	-	-	-	-	-	-	-	-
Estonia	1	-	1	-	1	-	-	-	-	-
Georgia	28	12	24	14	20	9	22	10	26	14
Germany	13	7	14	8	17	11	23	13	27	13
Greece	1	-	-	-	2	1	5	4	5	4
Iran, Islamic Republic	1	-	1	-	5	4	7	5	6	5
Ireland	1	1	1	1	-	-	-	-	-	-
Israel	2	2	2	2	1	1	1	-	2	2
Jordan	1	-	1	-	1	-	1	-	1	-
Korea, Democratic People's Republic	-	-	2	-	-	-	1	1	-	-
Republic of Korea	3	1	2	-	1	-	1	-	2	2
Libyan Arab Jamahiriya	1	-	-	-	-	-	-	-	-	-
Mongolia	334	229	310	234	217	157	171	117	193	123
Norway	1	-	1	1	1	1	-	-	-	-
Pakistan	1	-	1	-	1	-	1	-	-	-
Poland	1	-	1	1	1	1	2	1	1	-
Saudi Arabia	2	-	3	-	1	-	-	-	-	-
Syrian Arab Republic	1	-	2	-	1	-	2	-	2	-
United Arab Emirates	1	1	1	-	1	-	1	-	1	-
Турция	7	-	12	3	10	3	11	5	11	6
United Kingdom	-	-	1	1	1	1	-	-	-	-
United states of America	-	-	2	1	1	1	3	2	2	1
Dominican Republic	-	-	-	-	-	-	-	-	-	-
Netherlands	-	-	-	-	-	-	-	-	-	-
Montenegro	-	-	-	-	-	-	-	-	-	-
Italy	-	-	-	-	-	-	-	-	-	-
Hungary	-	-	-	-	-	-	-	-	-	-
Ghana	-	-	-	-	-	-	-	-	-	-

Continuation

	2019/2020		2020/2021		2021/2022		2022/2023		2023/2024	
	всего	женщины	всего	женщины	всего	женщины	всего	женщины	всего	женщины
Egypt	-	-	-	-	-	-	-	-	-	-
other countries	4	2	4	2	13	5	21	10	37	17

*Data by gender in 2017 was not generated.

4.19 Percentage of foreign students studying in TaVE organizations

at the beginning of the school year, in percentages

	2019/2020	2020/2021	2021/2022	2022/2023	2023/2024
Republic of Kazakhstan	0,7	0,7	0,7	0,7	0,8
Abay	0,4	0,4	0,3	0,3	0,4
Akmola	0,9	0,9	0,9	0,8	1,0
Aktobe	0,3	0,5	0,5	0,4	0,5
Almaty	0,9	1,2	1,4	1,8	1,8
Atyrau	0,1	0,2	0,2	0,3	0,3
Batys Kazakhstan	0,6	0,6	0,5	0,7	0,8
Zhambyl	0,4	0,4	0,3	0,3	0,3
Zhetisu	0,5	0,5	0,5	0,4	0,5
Karagandy	1,2	1,0	0,9	0,9	1,0
Kostanay	0,7	0,7	0,6	0,8	1,1
Kyzylorda	0,1	0,1	0,1	0,0	0,1
Mangystau	1,5	1,9	1,5	1,9	1,6
Pavlodar	1,3	1,4	1,2	1,1	1,1
Soltustik Kazakhstan	0,9	0,9	0,8	0,6	0,4
Turkistan	0,2	0,3	0,4	0,4	0,4
Ulytau	0,2	0,3	0,4	0,3	0,2
Shygys Kazakhstan	0,9	1,0	0,9	0,9	1,0
Astana city	0,8	1,0	0,8	0,8	1,0
Almaty city	0,8	1,0	1,0	0,9	1,1
Shymkent city	0,5	0,5	0,5	0,5	0,5

4.20 Distribution of students in TaVE organizations by speciality groups

the beginning of the school year, person

	2019/2020					
	acceptance		number of students		graduation	
	total	women	total	women	total	women
Total	153 123	71 475	475 443	222 351	144 333	67 894
Education	20 154	14 585	72 793	52 841	19 658	14 903
Law	4 691	1 932	13 892	5 318	7 044	2 513
Medicine, pharmaceuticals	24 344	19 094	77 426	59 870	21 829	16 972
Art and culture	4 327	3 004	14 615	9 930	3 642	2 587
Service, economics and management	23 768	15 437	62 476	41 887	20 364	14 068
Metrology, standardization certification	325	210	896	612	315	213
Geology, Mining and Mining	2 666	465	8 929	1 472	2 186	410
Oil and gas and chemical production	2 227	577	8 143	2 007	2 699	651
Energy. Power industry	5 559	561	19 020	1 752	5 345	502
Metallurgy and mechanical engineering	1 565	191	5 831	822	1 690	223
Transport (by industry)	9 095	403	26 388	1 121	9 107	318
Production, installation, operation and repair (by industry). Transport operation	19 277	6 904	59 300	20 166	18 519	6 545
Communication, telecommunications and information technologies. Electronic equipment	14 824	3 727	45 334	11 962	11 234	3 337
Construction and utilities	9 322	1 670	25 742	4 731	9 109	1 542
Agriculture, veterinary medicine and ecology	10 979	2 715	34 658	7 860	11 592	3 110

Continuation

	2020/2021					
	acceptance		number of students		graduation	
	total	women	total	women	total	women
Total	164 644	79 078	477 539	226 110	146 094	68 123
Education	22 373	15 804	72 989	52 607	20 268	14 900
Law	5 102	2 046	12 774	5 100	6 146	2 090
Medicine, pharmaceuticals	32 296	25 027	85 069	65 901	21 932	17 032
Art and culture	4 655	3 271	14 870	10 156	3 966	2 791
Service, economics and management	23 732	15 865	62 695	41 610	20 966	14 418
Metrology, standardization certification	223	153	798	544	308	222
Geology, Mining and Mining	2 673	363	8 633	1 357	2 600	425
Oil and gas and chemical production	1 895	506	7 507	1 825	2 277	536
Energy. Power industry	5 379	480	18 291	1 765	5 577	396
Metallurgy and mechanical engineering	1 618	232	5 642	762	1 496	221
Transport (by industry)	8 438	339	24 967	1 116	8 954	347
Production, installation, operation and repair (by industry). Transport operation	19 626	6 937	57 105	19 262	19 368	7 150
Communication, telecommunications and information technologies. Electronic equipment	16 031	3 749	48 247	12 018	11 866	3 366
Construction and utilities	8 853	1 522	24 645	4 576	8 795	1 463
Agriculture, veterinary medicine and ecology	11 750	2 784	33 307	7 511	11 575	2 766

Continuation

	2021/2022					
	acceptance		number of students		graduation	
	total	women	total	women	total	women
Total	176 884	85 047	494 042	235 375	146 494	69 936
Education	27 455	19 129	78 799	55 955	21 067	15 515
Law	4 950	2 022	12 707	5 256	4 882	1 750
Medicine, pharmaceuticals	39 134	28 877	98 016	74 085	23 689	19 007
Art and culture	5 151	3 614	15 611	10 763	3 935	2 713
Service, economics and management	24 327	15 689	63 568	41 604	21 390	14 543
Metrology, standardization certification	251	143	723	463	308	218
Geology, Mining and Mining	4 297	474	10 074	1 443	2 594	357
Oil and gas and chemical production	1 424	444	6 434	1 690	2 207	502
Energy. Power industry	5 361	541	17 797	1 736	5 283	502
Metallurgy and mechanical engineering	1 381	177	4 977	632	1 941	280
Transport (by industry)	7 065	235	22 299	842	8 844	375
Production, installation, operation and repair (by industry). Transport operation	19 777	6 191	55 863	18 002	18 751	6 669
Communication, telecommunications and information technologies. Electronic equipment	17 018	3 717	51 702	11 753	12 254	3 503
Construction and utilities	8 540	1 665	23 990	4 618	8 305	1 456
Agriculture, veterinary medicine and ecology	10 753	2 129	31 482	6 533	11 044	2 546

Continuation

	2022/2023					
	acceptance		number of students		graduation	
	total	women	total	women	total	women
Total	195 189	92 783	525 909	251 159	138 760	66 160
Education	28 604	19 732	85 455	59 583	18 943	14 104
Law	4 308	1 756	11 918	4 911	4 815	1 805
Medicine, pharmaceuticals	42 963	31 104	114 560	84 752	22 191	17 786
Art and culture	6 198	4 069	17 575	11 637	4 426	2 857
Service, economics and management	26 137	16 956	64 542	42 231	21 615	14 047
Metrology, standardization certification	165	97	602	380	287	185
Geology, Mining and Mining	4 778	578	12 097	1 512	2 666	446
Oil and gas and chemical production	1 580	544	5 472	1 498	2 106	596
Energy. Power industry	5 740	472	17 177	1 432	5 258	593
Metallurgy and mechanical engineering	1 966	283	5 048	684	1 569	213
Transport (by industry)	7 349	342	20 072	670	7 682	356
Production, installation, operation and repair (by industry). Transport operation	22 681	7 045	58 511	17 991	16 301	5 776
Communication, telecommunications and information technologies. Electronic equipment	23 114	5 859	58 906	13 308	14 023	3 873
Construction and utilities	8 339	1 618	23 140	4 474	7 341	1 413
Agriculture, veterinary medicine and ecology	11 267	2 328	30 834	6 096	9 537	2 110

	2023/2024					
	acceptance		number of students		graduation	
	total	women	total	women	total	women
Total	192 843	91 897	547 994	263 556	141 013	66 687
Education	25 825	18 749	87 183	59 893	19 427	13 906
Law	4 225	1 734	11 628	5 502	4 312	1 660
Medicine, pharmaceuticals	37 374	27 407	121 431	91 422	23 412	19 015
Art and culture	5 821	4 275	16 997	11 439	4 033	2 792
Service, economics and management	29 037	18 675	68 917	45 412	22 093	14 624
Metrology, standardization certification	159	82	527	302	207	139
Geology, Mining and Mining	425	67	2 013	370	2 102	317
Oil and gas and chemical production	1 813	698	5 151	1 507	1 726	435
Energy. Power industry	5 809	504	16 880	1 374	5 379	472
Metallurgy and mechanical engineering	1 287	198	4 213	581	1 302	175
Transport (by industry)	8 052	402	19 472	793	7 706	301
Production, installation, operation and repair (by industry). Transport operation	29 471	8 117	74 548	18 972	18 658	6 136
Communication, telecommunications and information technologies. Electronic equipment	25 256	6 476	70 207	15 789	14 063	3 483
Construction and utilities	8 110	2 325	21 473	5 037	7 369	1 241
Agriculture, veterinary medicine and ecology	10 179	2 188	27 354	5 163	9 224	1 991

4.21 Number of students in TaVE organizations by types of study funding

the beginning of the school year, person

	Government educational order					Paid educational services				
	2019/ 2020	2020/ 2021	2021/ 2022	2022/ 2023	2023/ 2024	2019/ 2020	2020/ 2021	2021/ 2022	2022/ 2023	2023/ 2024
Republic of Kazakhstan	284 659	289 835	292 495	316 134	348 017	190 784	187 704	201 547	209 775	199 977
Abay	11 571	12 200	12 485	12 727	13 867	8 007	7 864	7 719	8 534	8 055
Akmola	16 843	17 524	17 957	17 406	17 272	4 941	4 650	4 637	4 321	3 850
Aktobe	14 020	14 419	14 880	16 361	18 202	10 785	10 219	10 716	11 426	10 814
Almaty	8 442	8 446	8 422	9 008	10 142	6 692	6 789	8 022	9 294	9 105
Atyrau	9 046	9 444	10 192	11 152	11 309	6 866	7 018	8 082	9 002	9 062
Batys Kazakhstan	11 408	11 603	11 800	11 301	11 092	6 181	5 437	5 613	5 964	5 618
Zhambyl	13 067	13 091	11 784	13 564	16 087	11 542	10 628	11 799	11 984	10 830
Zhetisu	9 155	9 263	9 519	9 887	9 994	5 033	5 053	5 460	5 097	4 632
Karagandy	19 761	19 881	20 912	21 429	22 703	12 634	12 302	12 194	12 670	11 771
Kostanay	15 601	15 988	16 506	17 121	18 253	6 446	6 764	6 453	5 262	3 925
Kyzylorda	12 262	12 634	11 987	12 907	12 726	8 008	7 191	7 705	7 973	7 494
Mangystau	12 448	12 869	13 543	14 474	15 755	6 986	6 276	6 644	6 967	6 382
Pavlodar	14 264	15 177	16 208	17 016	17 906	6 440	6 205	5 736	5 798	5 267
Soltustik Kazakhstan	8 488	8 370	8 703	8 922	9 270	2 463	2 354	2 125	1 981	1 864
Turkistan	26 879	21 642	19 169	21 541	27 456	12 652	12 689	13 768	13 363	12 065
Ulytau	3 876	4 019	4 478	4 697	4 772	1 973	1 881	1 423	1 465	1 634
Shygys Kazakhstan	8 875	9 814	10 488	12 366	14 588	6 330	5 893	5 803	5 391	4 438
Astana city	14 378	14 754	15 344	17 499	21 500	12 127	12 653	14 148	15 869	16 103
Almaty city	38 313	40 096	40 642	43 794	46 303	34 067	34 513	38 227	41 505	41 982
Shymkent city	15 962	18 601	17 476	22 962	28 820	20 611	21 325	25 273	25 909	25 086

4.22 Number of students at TaVE organizations by quota

the beginning of the school year, person

	Persons equal in terms of benefits and guarantees to war veterans and war invalids				Persons with disabilities of I and II groups older than 18 years			
	2019/ 2020	2020/ 2021	2021/ 2022	2022/ 2023	2019/ 2020	2020/ 2021	2021/ 2022	2022/ 2023
Republic of Kazakhstan	3	1	26	9	775	898	1 157	1 315
Abay	-	-	-	-	45	51	51	68
Akmola	-	-	-	-	35	31	64	53
Aktobe	-	-	-	-	39	45	47	49
Almaty	-	-	-	-	26	31	36	59
Atyrau	-	-	-	-	26	25	22	23
Batys Kazakhstan	-	-	-	-	39	55	92	56
Zhambyl	-	-	-	-	17	38	42	47
Zhetisu	2	-	-	-	42	30	42	44
Karagandy	-	-	-	1	4	14	8	12
Kostanay	-	-	2	2	19	21	31	32
Kyzylorda	-	-	-	4	33	48	66	61
Mangystau	-	-	1	-	73	71	34	57
Pavlodar	-	-	-	-	40	40	82	60
Soltustik Kazakhstan	-	-	-	-	16	20	21	22
Turkistan	-	-	-	-	98	126	225	268
Ulytau	-	-	-	-	0	31	12	12
Shygys Kazakhstan	-	-	2	-	26	42	36	51
Astana city	-	1	-	2	29	128	58	128
Almaty city	1	-	18	-	90	51	130	141
Shymkent city	-	-	3	-	78	898	58	72

Continuation

	Persons with disabilities since childhood and disabled children under 18 years of age				Students - orphans and left without parental care			
	2019/ 2020	2020/ 2021	2021/ 2022	2022/ 2023	2019/ 2020	2020/ 2021	2021/ 2022	2022/ 2023
Republic of Kazakhstan	1 968	2 480	2 801	3 284	5 933	6 042	6 124	5 861
Abay	57	82	112	70	261	271	274	243
Akmola	62	79	117	140	411	413	468	443
Aktobe	119	119	144	195	309	292	290	282
Almaty	39	42	88	113	179	167	166	158
Atyrau	69	91	100	130	134	109	107	110
Batys Kazakhstan	117	79	83	93	234	188	203	195
Zhambyl	112	156	192	202	288	290	270	241
Zhetisu	76	102	89	130	303	299	300	269
Karagandy	24	56	49	41	129	159	160	121
Kostanay	99	136	132	112	661	624	610	554
Kyzylorda	190	196	294	352	145	141	165	187
Mangystau	112	137	159	160	139	132	127	138
Pavlodar	101	127	116	158	517	518	543	546
Soltustik Kazakhstan	47	62	73	87	294	336	341	302
Turkistan	184	253	254	336	260	206	178	194
Ulytau	0	4	12	12	0	2	31	54
Shygys Kazakhstan	75	101	120	133	471	471	480	486
Astana city	128	142	162	210	367	397	384	393
Almaty city	171	192	240	377	535	657	677	626
Shymkent city	186	324	265	233	296	370	350	319

Continuation

	Students from aul (rural) youth				Kazakh nationality students who are not citizens of the Republic of Kazakhstan			
	2019/ 2020	2020/ 2021	2021/ 2022	2022/ 2023	2019/ 2020	2020/ 2021	2021/ 2022	2022/ 2023
Republic of Kazakhstan	120 504	115 450	106 197	106 200	814	1 101	806	1 953
Abay	747	1 483	699	2 297	22	14	6	5
Akmola	10 813	9 539	10 553	8 963	70	68	43	60
Aktobe	15	13	27	298	9	12	6	13
Almaty	11 715	11 872	12 862	14 188	72	63	122	156
Atyrau	1 147	315	92	1 041	7	9	3	2
Batys Kazakhstan	4 260	2 602	2 446	2 243	31	36	7	22
Zhambyl	1 565	743	1 358	655	50	43	12	15
Zhetisu	7 505	7 043	7 531	7 241	35	12	38	35
Karagandy	560	546	663	250	5	7	17	15
Kostanay	110	141	146	160	7	295	7	159

Continuation

	Students from aul (rural) youth				Kazakh nationality students who are not citizens of the Republic of Kazakhstan			
	2019/ 2020	2020/ 2021	2021/ 2022	2022/ 2023	2019/ 2020	2020/ 2021	2021/ 2022	2022/ 2023
Kyzylorda	8 054	7 408	7 100	7 654	106	157	1	315
Mangystau	7 610	8 155	8 666	7 443	101	121	162	76
Pavlodar	7 232	7 295	7 429	5 937	53	9	89	7
Soltustik Kazakhstan	5 232	4 984	3 579	2 897	25	33	7	182
Turkistan	22 205	20 139	19 584	19 866	33	28	49	55
Ulytau	4 073	4 619	45	188	61	71	19	623
Shygys Kazakhstan	4 563	5 186	4 001	4 076	36	61	66	140
Astana city	7 589	9 234	5 186	6 289	60	62	72	73
Almaty city	15 509	14 133	976	2 722	31	1 101	80	1 953
Shymkent city	120 504	115 450	13 254	11 792	814	14	806	5

Continuation

		2023/2024							
	Children from families raising children with disabilities since childhood, persons with disabilities of the first or second group	Children from families raising children with disabilities since childhood, persons with disabilities of the first or second group	Children from families raising children with disabilities since childhood, persons with disabilities of the first or second group	Children from families raising children with disabilities since childhood, persons with disabilities of the first or second group	Children from families raising children with disabilities since childhood, persons with disabilities of the first or second group	Children from families raising children with disabilities since childhood, persons with disabilities of the first or second group	Children from families raising children with disabilities since childhood, persons with disabilities of the first or second group	Children from families raising children with disabilities since childhood, persons with disabilities of the first or second group	Children from families raising children with disabilities since childhood, persons with disabilities of the first or second group
Republic of Kazakhstan	1 770	1 016	44 260	19 500	40	54 230	7 106	7 108	3 799
Abay	43	6	1 198	833	1	611	190	37	159
Akmola	111	56	1 543	1 261	-	4 555	342	1 423	153
Aktobe	56	24	973	740	-	571	244	19	180
Almaty	126	223	2 996	1 293	-	12 814	1 374	5	179
Atyrau	51	7	1 016	277	-	118	99	52	122
Batys Kazakhstan	19	15	451	336	-	1	183	8	132
Zhambyl	84	8	2 234	665	-	272	203	-	161
Zhetisu	146	31	2 040	1 959	-	5 079	237	376	71
Karagandy	15	2	781	482	-	44	136	85	45
Kostanay	41	18	732	734	-	104	466	4	160
Kyzylorda	222	13	5 659	2 442	1	8 428	220	-	430
Mangystau	88	130	2 463	395	-	5 387	105	895	214
Pavlodar	60	63	1 518	2 296	-	2 877	445	191	229
Soitustik Kazakhstan	47	12	594	1 104	1	442	288	1	124
Turkistan	164	75	7 664	1 140	1	4 302	198	837	469
Ulytau	4	-	29	-	-	84	42	-	19
Shygyz Kazakhstan	31	25	1 296	690	-	313	394	2	146
Astana city	70	106	3 029	1 693	18	4 191	623	2 239	291
Almaty city	51	117	183	55	15	40	378	14	198
Shymkent city	341	85	7 861	1 105	3	3 997	939	920	317

4.23 Share of students in TaVE organizations by groups of specialties and gender

the beginning of the school year, in percentages

	2019/2020		2020/2021		2021/2022		2022/2023		2023/2024	
	men	women	men	women	men	women	men	women	men	women
Total	53,2	46,8	52,7	47,3	52,4	47,6	52,2	47,8	51,9	48,1
Education	27,4	72,6	27,9	72,1	29,0	71,0	30,3	69,7	31,3	68,7
Law	61,7	38,3	60,1	39,9	58,6	41,4	58,8	41,2	52,7	47,3
Medicine, pharmaceuticals	22,7	77,3	22,5	77,5	24,4	75,6	26,0	74,0	24,7	75,3
Art and culture	32,1	67,9	31,7	68,3	31,1	68,9	33,8	66,2	32,7	67,3
Service, economics and management	33,0	67,0	33,6	66,4	34,5	65,5	34,6	65,4	34,1	65,9
Metrology, standardization certification	31,7	68,3	31,8	68,2	36,0	64,0	36,9	63,1	42,7	57,3
Geology, Mining and Mining	83,5	16,5	84,3	15,7	85,7	14,3	87,5	12,5	81,6	18,4
Oil and gas and chemical production	75,4	24,6	75,7	24,3	73,7	26,3	72,6	27,4	70,7	29,3
Energy. Power industry	90,8	9,2	90,4	9,6	90,2	9,8	91,7	8,3	91,9	8,1
Metallurgy and mechanical engineering	85,9	14,1	86,5	13,5	87,3	12,7	86,5	13,5	86,2	13,8
Transport (by industry)	95,8	4,2	95,5	4,5	96,2	3,8	96,7	3,3	95,9	4,1
Production, installation, operation and repair (by industry).	66,0	34,0	66,3	33,7	67,8	32,2	69,3	30,7	74,6	25,4
Transport operation Communication, telecommunications and information technologies.	73,6	26,4	75,1	24,9	77,3	22,7	77,4	22,6	77,5	22,5
Electronic equipment Construction and utilities	81,6	18,4	81,4	18,6	80,7	19,3	80,7	19,3	76,5	23,5
Agriculture, veterinary medicine and ecology	77,3	22,7	77,4	22,6	79,2	20,8	80,2	19,8	81,1	18,9

4.24 Number of graduates in TaVE organizations employed or continuing their education

the beginning of the school year, person

	2019/2020		2020/2021		2021/2022		2022/2023		2023/2024	
	total	women	total	women	total	women	total	women	total	women
Total Graduates	144 333	67 894	146 094	68 123	146 494	69 936	138760	66160	141 013	66 687
out of the total Graduates continuing education of them:	17 295	8 105	19 445	8 985	17 749	7 966	19858	8744	22 228	9 977
in higher education institutions	15 662	7 498	16 616	7 899	14 695	6 843	16487	7677	18 540	8 770
in colleges	1 633	607	2 829	1 086	3 054	1 123	3371	1067	3 688	1 207
employed of them:	88 634	41 312	86 680	41 043	92 780	44 703	82983	40398	85 802	40 787
full-time graduates	71 702	33 183	70 907	33 683	77 675	37 773	74108	36045	79 045	37 662

4.25 Number of teaching staff in TaVE organizations

the beginning of the school year, person

	2019/2020		2020/2021		2021/2022		2022/2023		2023/2024	
	women	total	women	total	women	total	women	total	women	total
Republic of Kazakhstan	36 881	26 731	36 610	26 510	36 083	25 985	36 918	26 428	38 222	27 130
Abay	1 806	1 328	1 750	1 266	1 766	1 284	1 804	1 291	1 857	1 318
Akmola	1 540	1 038	1 556	1 049	1 516	989	1 460	949	1 459	932

Continuation

	2019/2020		2020/2021		2021/2022		2022/2023		2023/2024	
	women	total	women	total	women	total	women	total	women	total
Aktobe	1 889	1 428	1 859	1 399	1 820	1 373	2 041	1 531	2 048	1 514
Almaty	1 346	975	1 262	906	1 210	859	1 294	919	1 318	934
Atyrau	1 221	982	1 226	956	1 213	957	1 246	973	1 267	981
Batys Kazakhstan	1 514	1 115	1 504	1 122	1 466	1 071	1 471	1 072	1 435	1 045
Zhambyl	1 811	1 256	1 700	1 162	1 644	1 118	1 654	1 133	1 775	1 212
Zhetisu	1 340	914	1 271	855	1 287	858	1 273	830	1 246	818
Karagandy	2 521	1 863	2 487	1 872	2 494	1 856	2 457	1 776	2 312	1 662
Kostanay	1 655	1 188	1 603	1 182	1 575	1 157	1 568	1 152	1 572	1 123
Kyzylorda	1 796	1 269	1 760	1 286	1 717	1 248	1 760	1 272	1 802	1 290
Mangystau	1 365	1 113	1 339	1 074	1 345	1 075	1 482	1 162	1 621	1 193
Pavlodar	1 717	1 297	1 787	1 345	1 780	1 319	1 875	1 390	1 827	1 324
Soltustik Kazakhstan	977	678	1 012	718	970	675	971	669	987	687
Turkistan	2 935	1 771	2 587	1 531	2 547	1 496	2 539	1 550	2 720	1 618
Ulytau	518	405	506	395	518	395	535	394	519	392
Shygyz Kazakhstan	1 440	1 080	1 384	1 031	1 383	1 055	1 478	1 100	1 473	1 091
Astana city	1 465	1 156	1 848	1 425	1 823	1 352	1 765	1 320	2 016	1 535
Almaty city	5 343	3 986	5 395	4 013	5 192	3 898	5 196	3 867	5 647	4 153
Shymkent city	2 682	1 889	2 774	1 923	2 817	1 950	3 049	2 078	3 321	2 308

4.26 Number of teaching staff in TaVE organizations by type of area

the beginning of the school year, person

	Urban area					Rural area				
	2019/ 2020	2020/ 2021	2021/ 2022	2022/ 2023	2023/ 2024	2019/ 2020	2020/ 2021	2021/ 2022	2022/ 2023	2023/ 2024
Republic of Kazakhstan	32 287	32 168	31 760	32 626	33 845	4 594	4 442	4 323	4 292	4 377
Abay	1 687	1 640	1 647	1 700	1 751	119	110	119	104	106
Akmola	1 275	1 296	1 262	1 219	1 241	265	260	254	241	218
Aktobe	1 763	1 718	1 677	1 894	1 887	126	141	143	147	161
Almaty	792	740	704	775	808	554	522	506	519	510
Atyrau	1 106	1 113	1 102	1 137	1 173	115	113	111	109	94
Batys Kazakhstan	1 203	1 204	1 200	1 188	1 159	311	300	266	283	276
Zhambyl	1 481	1 369	1 312	1 344	1 448	330	331	332	310	327
Zhetisu	1 137	1 085	1 108	1 107	1 079	203	186	179	166	167
Karagandy	2 325	2 354	2 363	2 333	2 190	196	133	131	124	122
Kostanay	1 403	1 414	1 393	1 398	1 393	252	189	182	170	179
Kyzylorda	1 522	1 485	1 447	1 506	1 567	274	275	270	254	235
Mangystau	1 083	1 070	1 082	1 166	1 318	282	269	263	316	303
Pavlodar	1 565	1 585	1 578	1 693	1 625	152	202	202	182	202
Soltustik Kazakhstan	782	821	790	769	778	195	191	180	202	209
Turkistan	1 921	1 578	1 568	1 596	1 678	1 014	1 009	979	943	1 042
Ulytau	481	469	478	497	484	37	37	40	38	35
Shygyz Kazakhstan	1 271	1 210	1 217	1 294	1 282	169	174	166	184	191
Astana city	1 465	1 848	1 823	1 765	2 016	-	-	-	-	-
Almaty city	5 343	5 395	5 192	5 196	5 647	-	-	-	-	-
Shymkent city	2 682	2 774	2 817	3 049	3 321	-	-	-	-	-

4.27 Number of teaching staff in TaVE organizations by level of education and category

the beginning of the school year, person

	Total	Including		Out of the total				
		payroll number of employees	number of employees employed part-time	higher education	highest category	first category	second category	without a category
Teachers								
2019/2020	36 881	31 888	4 993	34 769	10 542	6 947	7 586	11 806
2020/2021	36 610	31 336	5 274	34 761	10 380	6 752	7 301	12 177
2021/2022	36 083	31 117	4 966	33 422	9 433	6 297	7 218	13 135
Women								
2019/2020	26 731	23 372	3 359	25 239	8 144	5 209	5 369	8 009
2020/2021	26 510	22 982	3 528	25 220	8 156	5 038	5 146	8 170
2021/2022	25 985	22 628	3 357	23 991	7 356	4 695	5 064	8 870
Master of industrial training								
2019/2020	5 871	5 806	65	3 947	656	1 064	1 785	2 366
2020/2021	5 805	5 726	79	3 994	672	1 076	1 680	2 377
2021/2022	5 424	5 300	124	3 818	585	920	1 434	2 485
Women								
2019/2020	2 616	2 587	29	1 843	385	511	717	1 003
2020/2021	2 585	2 558	27	1 820	387	546	673	979
2021/2022	2 468	2 427	41	1 792	359	446	589	1 074

Continuation

	Total	Including		Out of the total					
		List number of employees	number of part-time employees	have a higher education	teacher-master	teacher-researcher	teacher-expert	teacher-moderator	without category
Teachers									
2022/2023	36 918	31 836	5 082	34 413	868	6 049	4 774	6 004	19 223
2023/2024	38 222	32 754	5 468	35 803	613	5 004	4 804	7 653	20 148
Women									
2022/2023	26 428	23 103	3 325	24 687	662	4 804	3 648	4 197	13 117
2023/2024	27 130	23 617	3 513	25 491	463	4 003	3 667	5 349	13 648
Master of Industrial Training									
2022/2023	5 358	5 188	170	3 829	58	346	569	1 116	3 269
2023/2024	5 419	5 112	307	3 934	15	329	579	1 562	2 934
Women									
2022/2023	2 430	2 356	74	1 767	23	202	314	503	1 388
2023/2024	2 586	2 377	209	1 972	7	201	324	686	1 368

* In 2022, changes were made to the list of categories of teaching staff in accordance with current legislation.

4.28 Number of paramedical personnel in TaVE organizations

the beginning of the school year

	2019/2020		2020/2021		2021/2022		2022/2023		2023/2024	
	total	women	total	women	total	women	total	women	total	women
Republic of Kazakhstan	844	811	819	780	815	775	851	808	851	817
Abay	40	39	39	38	40	39	40	38	42	41
Akmola	49	44	44	41	48	44	48	45	48	45
Aktobe	37	37	34	34	38	37	41	41	40	39
Almaty	36	36	33	33	31	31	33	33	34	33
Atyrau	27	27	26	26	26	26	29	29	29	29
Batys Kazakhstan	36	35	35	34	39	37	37	36	37	36
Zhambyl	44	44	48	46	46	43	44	41	46	44
Zhetisu	27	27	25	25	25	25	24	23	24	22
Karagandy	56	55	67	58	60	60	62	60	63	62
Kostanay	34	34	35	35	32	31	36	36	33	31
Kyzylorda	36	35	33	33	33	33	35	32	35	34
Mangystau	27	27	27	27	28	27	27	27	27	27
Pavlodar	40	40	43	41	42	40	43	41	45	44
Soltustik Kazakhstan	29	29	26	25	25	25	28	26	29	27
Turkistan	63	61	59	56	59	56	57	54	59	56
Ulytau	18	17	19	18	18	17	19	18	19	16
Shygys Kazakhstan	34	33	34	33	40	38	40	38	39	38
Astana city	39	35	37	34	37	31	38	34	34	34
Almaty city	121	109	105	98	98	89	121	111	114	109
Shymkent city	51	47	50	45	50	46	49	45	54	50

4.29 Libraries activities in TaVE organizations

the beginning of the school year

	Number of educational institutions with a library (including branches)	Library Foundation	Of them			Annual book arrivals, copies	Number of readers	Number of books given out per year
			textbooks	educational and methodological literature	educational and methodological literature			
Total								
2019/2020	750	23 221 500	15 467 987	3 423 738	421 665	526 856	516 024	17 020 805
2020/2021	743	24 381 611	15 666 869	3 351 991	654 898	680 197	516 580	14 064 547
2021/2022	740	23 687 433	15 884 102	3 311 503	613 550	703 811	498 498	11 311 848
2022/2023	740	23 947 241	16 118 511	3 398 345	653 648	518 049	546 525	13 277 801
2023/2024	735	23 878 238	15 925 216	3 262 639	673 244	436 405	556 848	14 165 512
Urban area								
2019/2020	587	20 328 535	13 598 658	3 152 140	373 213	434 238	460 977	15 824 564
2020/2021	584	21 422 927	13 736 021	3 078 708	596 896	519 411	465 556	13 004 388
2021/2022	585	20 751 240	13 983 131	3 031 398	562 821	599 559	447 469	10 317 297
2022/2023	586	20 954 578	14 158 770	3 109 122	592 735	448 035	494 744	12 186 607
2023/2024	581	20 822 901	13 964 458	2 985 642	607 071	395 901	499 376	13 048 071
Rural area								
2019/2020	163	2 892 965	1 869 329	271 598	48 452	92 618	55 047	1 196 241
2020/2021	159	2 958 684	1 930 848	273 283	58 002	160 786	51 024	1 060 159
2021/2022	155	2 936 193	1 900 971	280 105	50 729	104 252	51 029	994 551
2022/2023	154	2 992 663	1 959 741	289 223	60 913	70 014	51 781	1 091 194
2023/2024	154	3 055 337	1 960 758	276 997	66 173	40 504	57 472	1 117 441

4.30 Area size information in TaVE organizations

the beginning of the school year

	Total building area, sq.m	Including		Land area, ha	Design capacity of the educational building, student seats	Gym area, sq.m	Assembly hall area, sq.m.m	Dormitory area, sq.m	Design capacity of the canteen (seats)
		own	rented						
Total									
2019/2020	5 000 063	4 793 465	206 598	44 443	512 871	270 026	130 002	876 945	71 057
2020/2021	4 865 588	4 680 380	185 208	45 492	522 637	288 075	132 880	907 458	71 997
2021/2022	4 844 591	4 648 889	195 702	43 280	531 680	289 863	132 286	930 029	70 816
2022/2023	4 995 073	4 749 923	245 150	46 611	544 996	294 512	132 790	971 460	71 925
2023/2024	5 059 878	4 794 357	265 521	46 328	551 919	302 781	134 112	1 011 494	73 136
Urban area									
2019/2020	3 916 266	3 724 339	191 927	10 359	434 708	227 307	103 802	634 443	54 285
2020/2021	3 789 520	3 616 962	172 558	11 698	445 079	241 819	106 284	664 055	55 692
2021/2022	3 813 930	3 633 963	179 967	9 926	456 277	245 611	107 174	697 667	54 515
2022/2023	3 956 594	3 730 419	226 175	10 948	470 592	250 688	107 843	738 367	55 650
2023/2024	4 009 190	3 762 577	246 613	9 747	477 590	258 732	108 649	766 900	56 945
Rural area									
2019/2020	1 083 797	1 069 126	14 671	34 084	78 163	42 719	26 200	242 502	16 772
2020/2021	1 076 068	1 063 418	12 650	33 794	77 558	46 256	26 596	243 403	16 305
2021/2022	1 030 661	1 014 926	15 735	33 354	75 403	44 252	25 112	232 362	16 301
2022/2023	1 038 479	1 019 504	18 975	35 663	74 404	43 824	24 947	233 093	16 275
2023/2024	1 050 688	1 031 780	18 908	36 581	74 329	44 049	25 463	244 594	16 191

4.31 Availability of material and technical base in TaVE organizations

the beginning of the school year

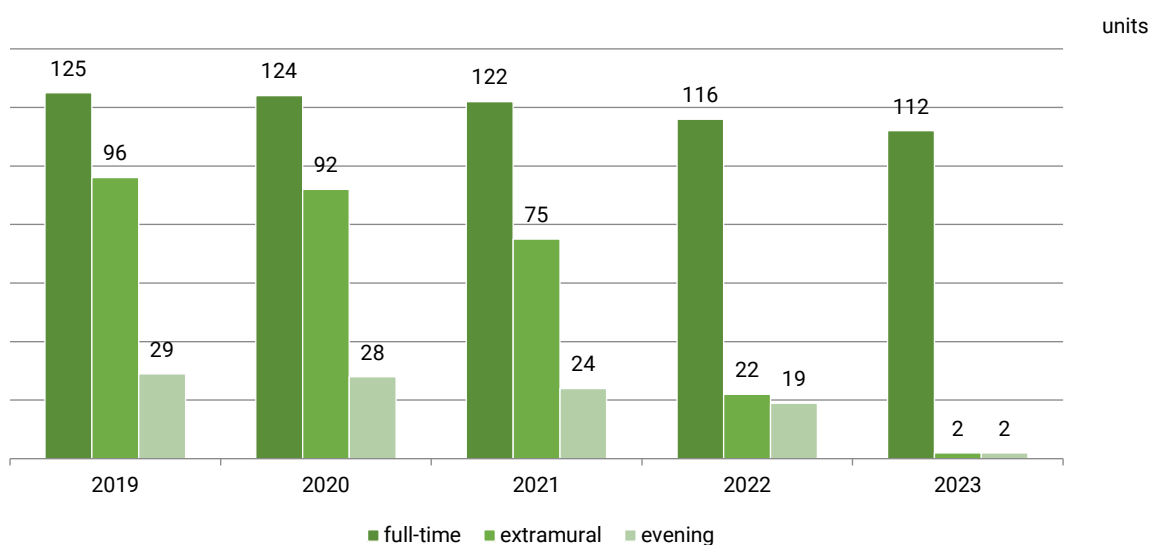
	Number of classrooms	Number of laboratories	Number of workshops	Number of auto (tractor) dromes	Number of computer classes	Number of computers used in the educational process		Number of sets of interactive equipment
						total	of them have access to the Internet	
Total								
2019/2020	21 478	3 563	2 804	230	2 841	61 633	48 300	6 535
2020/2021	21 733	3 700	2 865	241	2 891	66 038	56 214	6 894
2021/2022	21 593	3 721	2 826	218	2 935	68 195	58 193	7 219
2022/2023	21 527	3 810	2 755	215	2 980	70 257	61 321	7 499
2023/2024	21 807	3 896	2 783	202	2 964	72 294	63 952	8 060
Urban area								
2019/2020	18 287	2 877	2 257	116	2 456	53 528	43 250	5 518
2020/2021	18 591	3 032	2 333	129	2 507	57 493	50 614	5 820
2021/2022	18 552	3 053	2 298	110	2 556	59 157	51 842	6 120
2022/2023	18 552	3 128	2 215	106	2 591	60 574	54 405	6 354
2023/2024	18 832	3 192	2 232	95	2 578	62 597	56 669	6 843
Rural area								
2019/2020	3 191	686	547	114	385	8 105	5 050	1 017
2020/2021	3 142	668	532	112	384	8 545	5 600	1 074
2021/2022	3 041	668	528	108	379	9 038	6 351	1 099
2022/2023	2 975	682	540	109	389	9 683	6 916	1 145
2023/2024	2 975	704	551	107	386	9 697	7 283	1 217

5. Higher and postgraduate education

5.1 Number of organizations of higher and (or) postgraduate education

	the beginning of the school year, units				
	2019/2020	2020/2021	2021/2022	2022/2023	2023/2024
Number of organizations, Total	125	125	122	116	112
including:					
day/full-time	125	124	122	116	112
evening	29	28	24	19	-
extramural	96	92	75	22	2
distance	-	51	-	-	-
online	-	-	-	-	2
external study	-	-	-	-	-

Number of organizations of higher and (or) postgraduate education by forms of education



5.2 Number of organizations of higher and (or) postgraduate education by forms of ownership

	the beginning of the school year, units				
	2019/2020	2020/2021	2021/2022	2022/2023	2023/2024
Total					
Republic of Kazakhstan	125	125	122	116	112
Abay	4	4	4	3	3
Akmola	4	4	4	4	4
Aktobe	6	6	6	6	5
Almaty	1	1	1	1	1
Atyrau	3	3	3	3	3
Batys Kazakhstan	4	4	4	4	4
Zhambyl	3	2	2	2	2
Zhetisu	2	2	1	1	1
Karagandy	8	8	8	8	8
Kostanay	7	6	6	6	6
Kyzylorda	3	4	3	3	3
Mangystau	2	2	2	1	1
Pavlodar	4	4	4	4	4
Soltustik Kazakhstan	2	2	2	2	2
Turkistan	2	3	3	3	2
Ulytau	1	1	1	1	1
Shygyz Kazakhstan	3	3	3	3	3
Astana city	15	15	15	14	14
Almaty city	41	41	42	39	37
Shymkent city	10	10	8	8	8

Continuation

	2019/2020	2020/2021	2021/2022	2022/2023	2023/2024
Government					
Republic of Kazakhstan	41	33	29	30	44
Abay	1	1	1	1	2
Akmola	2	2	2	2	2
Aktobe	4	4	4	4	3
Almaty	-	-	-	-	-
Atyrau	1	1	1	1	2
Batys Kazakhstan	1	1	1	1	1
Zhambyl	2	1	-	-	1
Zhetisu	1	-	-	-	-
Karagandy	4	2	1	1	5
Kostanay	5	4	4	4	4
Kyzylorda	1	1	1	1	1
Mangystau	1	1	1	1	1
Pavlodar	2	1	1	1	2
Soltustik Kazakhstan	2	2	2	2	2
Turkistan	-	-	-	-	-
Ulytau	-	-	-	-	-
Shygys Kazakhstan	2	2	2	2	2
Astana city	3	2	3	3	5
Almaty city	8	8	5	6	11
Shymkent city	1	-	-	-	-
Private					
Republic of Kazakhstan	84	92	91	84	67
Abay	3	3	3	2	1
Akmola	2	2	2	2	2
Aktobe	2	2	2	2	2
Almaty	1	1	1	1	1
Atyrau	2	2	2	2	1
Batys Kazakhstan	3	3	3	3	3
Zhambyl	1	1	2	2	1
Zhetisu	1	2	1	1	1
Karagandy	4	6	7	7	3
Kostanay	2	2	2	2	2
Kyzylorda	2	3	2	2	2
Mangystau	1	1	1	-	-
Pavlodar	2	3	3	3	2
Soltustik Kazakhstan	-	-	-	-	-
Turkistan	2	3	3	3	2
Ulytau	1	1	1	1	1
Shygys Kazakhstan	1	1	1	1	1
Astana city	12	13	12	11	9
Almaty city	33	33	35	31	25
Shymkent city	9	10	8	8	8

5.3 Number of students in organizations of higher and (or) postgraduate education

the beginning of the school year, person

	Total students					Of them women				
	2019/ 2020	2020/ 2021	2021/ 2022	2022/ 2023	2023/ 2024	2019/ 2020	2020/ 2021	2021/ 2022	2022/ 2023	2023/ 2024
Republic of Kazakhstan	604 345	576 557	575 511	578 237	592 694	321 643	306 799	309 000	308 555	314 117
Abay	17 314	18 031	17 291	18 316	20 023	9 768	10 533	10 325	10 810	12 548
Akmola	11 994	12 111	12 044	10 908	11 523	6 184	6 278	6 429	5 955	6 224
Aktobe	27 695	27 090	24 909	22 774	23 532	15 694	15 746	14 684	13 367	13 667
Almaty	4 682	5 609	6 695	7 303	8 169	2 391	2 923	3 553	3 950	4 416
Atyrau	13 177	12 407	11 775	10 117	10 588	6 371	5 975	5 850	5 647	5 488
Batys Kazakhstan	31 705	27 121	26 889	25 427	24 927	15 501	12 724	12 377	11 494	11 086
Zhambyl	25 103	24 953	22 443	19 632	18 658	13 033	12 686	11 632	10 320	10 109

Continuation

	Total students					Of them women				
	2019/ 2020	2020/ 2021	2021/ 2022	2022/ 2023	2023/ 2024	2019/ 2020	2020/ 2021	2021/ 2022	2022/ 2023	2023/ 2024
Zhetisu	6 519	5 144	4 877	4 400	4 246	3 617	3 002	2 773	2 403	2 357
Karagandy	41 992	40 370	39 975	38 079	38 952	22 226	21 727	21 597	20 462	20 880
Kostanay	21 542	19 574	18 352	17 143	17 588	11 414	10 313	9 711	8 968	8 954
Kyzylorda	11 411	11 169	12 524	14 276	15 388	5 884	5 851	6 578	7 458	7 965
Mangystau	10 036	7 574	6 553	6 744	6 852	5 194	3 782	3 388	3 595	3 635
Pavlodar	16 689	17 144	16 713	14 586	14 504	8 618	8 986	8 738	7 208	7 030
Soltustik Kazakhstan	7 799	8 016	7 338	6 549	6 234	4 031	4 097	3 627	3 112	2 740
Turkistan	11 614	12 043	13 173	10 042	10 787	6 495	6 788	7 437	5 935	6 620
Улытау	1 470	1 280	1 188	1 310	1 368	532	422	324	421	428
Shygys Kazakhstan	14 246	14 073	14 920	15 051	14 313	7 509	7 570	8 000	8 008	7 332
Astana city	59 297	59 425	62 788	67 211	75 003	32 775	32 275	34 186	36 205	40 593
Almaty city	162 680	163 357	172 224	177 568	186 633	86 811	87 546	93 522	94 137	98 021
Shymkent city	107 380	90 066	82 840	90 801	83 406	57 595	47 575	44 269	49 100	44 024

5.4 Number of students in higher and (or) postgraduate education organizations by form of ownership

the beginning of the school year, units

	2019/2020	2020/2021	2021/2022	2022/2023	2023/2024
Government property					
Republic of Kazakhstan	241 101	180 542	127 147	125 729	267 309
Abay	6 965	7 103	6 862	6 635	12 244
Akmola	7 607	7 527	7 712	7 778	7 979
Aktobe	19 725	19 651	19 641	18 354	19 521
Almaty	-	-	-	-	-
Atyrau	7 431	7 209	7 573	7 981	10 132
Batys Kazakhstan	5 725	5 920	6 147	6 070	5 849
Zhambyl	19 956	19 816	-	-	12 938
Zhetisu	5 280	-	-	-	-
Karagandy	24 873	12 818	1 046	1 029	30 561
Kostanay	11 382	10 648	11 150	10 699	11 239
Kyzylorda	4 854	5 776	7 258	8 173	9 485
Mangystau	7 032	7 176	6 553	6 744	6 852
Pavlodar	11 109	7 623	7 761	8 049	12 334
Soltustik Kazakhstan	7 799	8 016	7 338	6 549	6 234
Turkistan	-	-	-	-	-
Ulytau	-	-	-	-	-
Shygys Kazakhstan	10 749	10 784	11 164	11 276	11 135
Astana city	21 289	6 314	6 806	7 233	35 993
Almaty city	42 312	44 161	20 136	19 159	74 813
Shymkent city	27 013	-	-	-	-
Private property					
Republic of Kazakhstan	357 839	391 309	444 075	448 302	321 085
Abay	10 349	10 928	10 429	11 681	7 779
Akmola	4 387	4 584	4 332	3 130	3 544
Aktobe	7 970	7 439	5 268	4 420	4 011
Almaty	4 682	5 609	6 695	7 303	8 169
Atyrau	5 746	5 198	4 202	2 136	456
Batys Kazakhstan	25 980	21 201	20 742	19 357	19 078
Zhambyl	5 147	5 137	22 443	19 632	5 720
Zhetisu	1 239	5 144	4 877	4 400	4 246
Karagandy	17 119	27 552	38 929	37 050	8 391
Kostanay	6 130	5 684	4 520	3 917	3 772
Kyzylorda	6 557	5 393	5 266	6 103	5 903
Mangystau	3 004	398	-	-	-
Pavlodar	5 580	9 521	8 952	6 537	2 170
Soltustik Kazakhstan	-	-	-	-	-
Turkistan	11 614	12 043	13 173	10 042	10 787
Ulytau	1 470	1 280	1 188	1 310	1 368

Continuation

	2019/2020	2020/2021	2021/2022	2022/2023	2023/2024
Shygys Kazakhstan	3 371	3 289	3 756	3 775	3 178
Astana city	37 485	52 617	55 478	59 515	38 563
Almaty city	119 642	118 226	150 985	157 193	110 544
Shymkent city	80 367	90 066	82 840	90 801	83 406
	Foreign property				
Republic of Kazakhstan	5 405	4 706	4 289	4 206	4 300
Abay	-	-	-	-	-
Akmola	-	-	-	-	-
Aktobe	-	-	-	-	-
Almaty	-	-	-	-	-
Atyrau	-	-	-	-	-
Batys Kazakhstan	-	-	-	-	-
Zhambyl	-	-	-	-	-
Zhetisu	-	-	-	-	-
Karagandy	-	-	-	-	-
Kostanay	4 030	3 242	2 682	2 527	2 577
Kyzylorda	-	-	-	-	-
Mangystau	-	-	-	-	-
Pavlodar	-	-	-	-	-
Soltustik Kazakhstan	-	-	-	-	-
Turkistan	-	-	-	-	-
Ulytau	-	-	-	-	-
Shygys Kazakhstan	126	-	-	-	-
Astana city	523	494	504	463	447
Almaty city	726	970	1 103	1 216	1 276
Shymkent city	-	-	-	-	-

5.5 Number of students in organizations of higher and (or) postgraduate education by type of education

the beginning of the school year, person

	Total students					Of the total number, they study at departments				
						full-time				
	2019/ 2020	2020/ 2021	2021/ 2022	2022/ 2023	2023/ 2024	2019/ 2020	2020/ 2021	2021/ 2022	2022/ 2023	2023/ 2024
Republic of Kazakhstan	604 345	576 557	575 511	578 237	592 694	481 062	478 573	559 658	569 821	590 383
Abay	17 314	18 031	17 291	18 316	20 023	14 578	16 272	17 291	18 316	20 023
Akmola	11 994	12 111	12 044	10 908	11 523	8 860	8 725	11 861	10 837	11 523
Aktobe	27 695	27 090	24 909	22 774	23 532	23 494	24 788	24 909	22 774	23 532
Almaty	4 682	5 609	6 695	7 303	8 169	4 682	5 609	6 695	7 303	8 169
Atyrau	13 177	12 407	11 775	10 117	10 588	9 583	10 728	11 298	9 860	10 588
Batys Kazakhstan	31 705	27 121	26 889	25 427	24 927	22 127	19 077	26 889	25 427	24 927
Zhambyl	25 103	24 953	22 443	19 632	18 658	14 352	14 412	18 281	18 866	18 658
Zhetisu	6 519	5 144	4 877	4 400	4 246	4 191	4 786	4 877	4 400	4 246
Karagandy	41 992	40 370	39 975	38 079	38 952	30 787	31 633	38 884	38 014	38 948
Kostanay	21 542	19 574	18 352	17 143	17 588	16 359	16 399	16 419	15 363	15 649
Kyzylorda	11 411	11 169	12 524	14 276	15 388	9 087	7 336	12 524	14 276	15 388
Mangystau	10 036	7 574	6 553	6 744	6 852	9 032	6 528	6 553	6 744	6 852
Pavlodar	16 689	17 144	16 713	14 586	14 504	14 558	16 494	16 653	14 556	14 504
Soltustik Kazakhstan	7 799	8 016	7 338	6 549	6 234	6 531	7 592	7 336	6 549	6 234
Turkistan	11 614	12 043	13 173	10 042	10 787	11 005	11 381	12 927	10 042	10 787
Ulytau	1 470	1 280	1 188	1 310	1 368	1 336	1 280	1 188	1 310	1 368
Shygys Kazakhstan	14 246	14 073	14 920	15 051	14 313	12 691	12 898	14 477	14 813	14 313
Astana city	59 297	59 425	62 788	67 211	75 003	57 697	55 345	62 778	67 206	75 002
Almaty city	162 680	163 357	172 224	177 568	186 633	151 537	147 431	171 642	177 145	186 266
Shymkent city	107 380	90 066	82 840	90 801	83 406	58 575	59 859	76 176	86 020	83 406

Continuation

	Evening					Extramural				
	2019/ 2020	2020/ 2021	2021/ 2022	2022/ 2023	2023/ 2024	2019/ 2020	2020/ 2021	2021/ 2022	2022/ 2023	2023/ 2024
Republic of Kazakhstan	33 412	11 611	5 859	4 351	160	89 871	42 273	9 994	4 065	2 113
Abay	742	394	-	-	-	1 994	1 252	-	-	-
Akmola	61	25	22	13	-	3 073	1 355	161	58	-
Aktobe	-	-	-	-	-	4 201	1 302	-	-	-
Almaty	-	-	-	-	-	-	-	-	-	-
Atyrau	1 578	929	477	257	-	2 016	750	-	-	-
Batys Kazakhstan	199	16	-	-	-	9 379	3 323	-	-	-
Zhambyl	397	462	295	118	-	10 354	8 678	3 867	648	-
Zhetisu	-	-	-	-	-	2 328	358	-	-	-
Karagandy	442	189	53	22	-	10 763	5 318	1 038	43	-
Kostanay	11	9	9	7	-	5 172	3 095	1 924	1 773	1 939
Kyzylorda	-	-	-	-	-	2 324	642	-	-	-
Mangystau	6	-	-	-	-	998	339	-	-	-
Pavlodar	35	42	45	30	-	2 096	608	15	-	-
Soltustik Kazakhstan	-	-	-	-	-	1 268	424	2	-	-
Turkistan	403	387	246	-	-	206	275	-	-	-
Ulytau	6	-	-	-	-	128	-	-	-	-
Shygys Kazakhstan	235	632	438	236	-	1 320	543	5	2	-
Astana city	-	-	-	-	-	1 600	595	10	5	1
Almaty city	210	53	64	126	160	10 933	3 998	518	297	173
Shymkent city	29 087	8 473	4 210	3 542	-	19 718	9 418	2 454	1 239	-

Continuation

	Distance		Online	
	2020/2021	2021/2022	2022/2023	2023/2024
Republic of Kazakhstan	44 100	44 100	-	38
Abay	-	-	-	-
Akmola	2 006	2 006	-	-
Aktobe	1 000	1 000	-	-
Almaty	-	-	-	-
Atyrau	-	-	-	-
Batys Kazakhstan	4 705	4 705	-	-
Zhambyl	1 401	1 401	-	-
Zhetisu	-	-	-	-
Karagandy	3 230	3 230	-	4
Kostanay	71	71	-	-
Kyzylorda	3 191	3 191	-	-
Mangystau	707	707	-	-
Pavlodar	-	-	-	-
Soltustik Kazakhstan	-	-	-	-
Turkistan	-	-	-	-
Ulytau	-	-	-	-
Shygys Kazakhstan	113	113	-	-
Astana city	3 485	3 485	-	-
Almaty city	11 875	11 875	-	34
Shymkent city	12 316	12 316	-	-

55.6 Number of students in government organizations of higher and (or) postgraduate education

the beginning of the school year

	Number of organizations, units	Total students, person	Studying in the departments				Graduation students	Of them full- time students
			full-time	evening	extramural	distance		
2019/2020	41	241 101	194 466	3 335	43 300	-	51 889	36 240
2020/2021	33	180 542	155 242	1 614	15 265	8 421	40 546	26 743
2021/2022	29	127 147	126 003	674	470	-	29 350	22 971
2022/2023	30	125 729	125 104	387	238	-	32 299	31 826
2023/2024	44	267 309	267 232	-	39	38	64 928	62 593

5.7 Number of students in organizations of higher and (or) postgraduate education by gender

	the beginning of the school year				
	Total students, person			Distribution by gender, in percentages	
	Both genders	men	women	men	women
2019/2020	604 345	282 702	321 643	46,8	53,2
2020/2021	576 557	269 758	306 799	46,8	53,2
2021/2022	575 511	266 511	309 000	46,3	53,7
2022/2023	578 237	269 682	308 555	46,6	53,4
2023/2024	592 694	278 577	314 117	47,0	53,0

5.8 Distribution of students in organizations of higher and (or) postgraduate education by gender

	2019/2020		2020/2021		2021/2022		2022/2023		2023/2024	
	men	women	men	women	men	women	men	women	men	women
	the beginning of the school year, person									
Republic of Kazakhstan	282 702	321 643	269 758	306 799	266 511	309 000	311 726	308 555	278 577	314 117
Abay	7 546	9 768	7 498	10 533	6 966	10 325	11 350	10 810	7 475	12 548
Akmola	5 810	6 184	5 833	6 278	5 615	6 429	5 293	5 955	5 299	6 224
Aktobe	12 001	15 694	11 344	15 746	10 225	14 684	12 549	13 367	9 865	13 667
Almaty	2 291	2 391	2 686	2 923	3 142	3 553	4 161	3 950	3 753	4 416
Atyrau	6 806	6 371	6 432	5 975	5 925	5 850	4 192	5 647	5 100	5 488
Batys Kazakhstan	16 204	15 501	14 397	12 724	14 512	12 377	10 915	11 494	13 841	11 086
Zhambyl	12 070	13 033	12 267	12 686	10 811	11 632	8 821	10 320	8 549	10 109
Zhetisu	2 902	3 617	2 142	3 002	2 104	2 773	2 296	2 403	1 889	2 357
Karagandy	19 766	22 226	18 643	21 727	18 378	21 597	19 701	20 462	18 072	20 880
Kostanay	10 128	11 414	9 261	10 313	8 641	9 711	8 502	8 968	8 634	8 954
Kyzylorda	5 527	5 884	5 318	5 851	5 946	6 578	8 330	7 458	7 423	7 965
Mangystau	4 842	5 194	3 792	3 782	3 165	3 388	3 579	3 595	3 217	3 635
Pavlodar	8 071	8 618	8 158	8 986	7 975	8 738	6 611	7 208	7 474	7 030
Soltustik Kazakhstan	3 768	4 031	3 919	4 097	3 711	3 627	2 838	3 112	3 494	2 740
Turkistan	5 119	6 495	5 255	6 788	5 736	7 437	4 306	5 935	4 167	6 620
Ulytau	938	532	858	422	864	324	446	421	940	428
Shygyz Kazakhstan	6 737	7 509	6 503	7 570	6 920	8 000	8 131	8 008	6 981	7 332
Astana city	26 522	32 775	27 150	32 275	28 602	34 186	38 609	36 205	34 410	40 593
Almaty city	75 869	86 811	75 811	87 546	78 702	93 522	98 866	94 137	88 612	98 021
Shymkent city	49 785	57 595	42 491	47 575	38 571	44 269	52 230	49 100	39 382	44 024

5.9 Distribution of students in organizations of higher and (or) postgraduate education by reasons of arrival and exclusion

	2019/2020		2020/2021		2021/2022		2022/2023		2023/2024	
	total	women	total	women	total	women	total	women	total	women
	the beginning of the school year, person									
Arrived students	101 482	51 598	105 199	56 124	103 006	55 272	71 482	34 716	67 735	...
including:										...
transferred from other forms of education of this educational institution	13 814	8 502	22 728	13 385	35 833	21 304	2 098	939	1 310	...
transferred from other higher education institutions	43 007	23 215	54 993	29 809	39 932	22 086	32 950	18 515	30 979	...
returned from the ranks of the Armed Forces	540	-	543	-	467	-	647	-	761	...
restored	41 328	18 762	24 418	11 885	21 467	10 081	30 577	13 537	27 054	...
other reasons	2 793	1 119	2 517	1 045	5 307	1 801	5 210	1 725	7 631	...
Excluded students	60 654	29 813	115 186	59 577	112 177	57 699	68 018	30 720	68 709	...

	2019/2020		2020/2021		2021/2022		2022/2023		2023/2024	
	total	women	total	women	total	women	total	women	total	women
including:										
due to financial difficulties	12 360	5 422	22 525	11 334	14 696	6 883	12 150	5 625	11 610	5 625
by poor progress	5 504	2 339	7 968	3 507	10 298	3 662	11 643	4 296	11 754	4 296
transferred to other forms of education in this educational institution	11 342	6 405	22 883	12 962	34 432	20 228	2 085	517	1 251	517
transferred to other higher education institutions	9 310	5 774	24 665	13 038	22 853	13 219	10 540	5 691	13 437	5 691
drafted into the Armed Forces	741	-	746	-	732	-	811	-	1 139	-
by own free will	14 139	7 031	21 397	11 006	17 460	8 469	19 268	10 121	18 716	10 121
for health reasons	186	115	221	141	124	69	961	380	350	380
for violation of academic discipline, internal regulations and the Charter of the educational institution	3 903	1 556	10 318	5 438	7 201	3 457	6 103	2 523	5 788	2 523
other reasons	3 169	1 171	4 463	2 151	4 381	1 712	4 457	1 567	4 664	1 567

5.10 Number of students in organizations of higher and (or) postgraduate education by courses

the beginning of the school year, person

	Total students	Including by courses						
		I course	II course	III course	IV course	V course	VI course	VII course
2019/2020	604 345	163 812	191 282	131 369	94 884	14 467	4 968	3 563
2020/2021	576 557	150 735	160 875	154 106	88 942	14 003	4 344	3 552
2021/2022	575 511	155 267	154 950	135 397	107 836	14 469	4 631	2 961
2022/2023	578 237	162 489	159 712	122 741	110 034	15 021	5 142	3 098
2023/2024	592 694	171 799	167 680	136 239	97 521	10 746	5 016	3 693

5.11 Number of students in organizations of higher and (or) postgraduate education by type of funding

the beginning of the school year, person

	Government educational grants					Paid educational services				
	2019/ 2020	2020/ 2021	2021/ 2022	2022/ 2023	2023/ 2024	2019/ 2020	2020/ 2021	2021/ 2022	2022/ 2023	2023/ 2024
	Republic of Kazakhstan	180 088	196 084	207 283	213 346	233 267	424 257	380 473	368 228	364 891
Abay	5 957	5 764	5 122	4 606	4 915	11 357	12 267	12 169	13 710	15 108
Akmola	4 223	4 621	4 864	4 779	4 851	7 771	7 490	7 180	6 129	6 672
Aktobe	6 867	7 224	6 971	6 902	6 993	20 828	19 866	17 938	15 872	15 922
Almaty	2 868	3 700	4 603	4 994	5 697	1 814	1 909	2 092	2 309	2 472
Atyrau	1 822	1 897	1 734	1 965	2 388	11 355	10 510	10 041	8 152	8 200
Batys Kazakhstan	4 115	4 633	4 841	4 700	4 869	27 590	22 488	22 048	20 727	20 058
Zhambyl	2 704	3 140	3 483	3 912	4 483	22 399	21 813	18 960	15 720	14 175
Zhetisu	414	594	746	942	1 317	6 105	4 550	4 131	3 458	2 929
Karagandy	14 057	14 876	15 321	15 264	16 416	27 935	25 494	24 654	22 815	22 453
Kostanay	5 083	4 628	4 130	3 733	3 949	16 459	14 946	14 222	13 410	13 639
Kyzylorda	986	1 297	1 940	2 629	3 678	10 425	9 872	10 584	11 647	11 710
Mangystau	658	971	1 141	1 617	2 092	9 378	6 603	5 412	5 127	4 760
Pavlodar	5 827	5 867	5 365	4 910	4 888	10 862	11 277	11 348	9 676	9 616
Soltustik Kazakhstan	3 993	4 503	4 572	4 166	4 152	3 806	3 513	2 766	2 383	2 082
Turkistan	3 211	4 045	4 895	5 358	6 492	8 403	7 998	8 278	4 684	4 295
Ulytau	407	326	186	195	204	1 063	954	1 002	1 115	1 164
Shygyz Kazakhstan	4 519	4 848	4 876	4 836	4 974	9 727	9 225	10 044	10 215	9 339
Astana city	31 147	34 314	38 043	40 240	43 922	28 150	25 111	24 745	26 971	31 080
Almaty city	70 656	76 740	81 491	84 129	92 484	92 024	86 617	90 733	93 439	93 078
Shymkent city	10 574	12 096	12 959	13 469	14 503	96 806	77 970	69 881	77 332	68 903

5.12 Age composition of students in organizations of higher and (or) postgraduate education

the beginning of the school year, person

	2019/2020	2020/2021	2021/2022	2022/2023	2023/2024
Both genders					
Total	604 345	576 557	575 511	578 237	592 694
including:					
up to 17 years old	3 456	3 038	4 146	3 033	3 627
17 years old	56 278	53 203	58 180	60 095	68 816
18 years old	86 033	84 725	86 941	101 931	107 315
19 years old	94 786	91 225	94 656	100 229	112 866
20 years old	93 224	94 223	95 310	100 631	102 049
21 years old	72 348	67 712	66 503	64 142	62 813
22 years old	40 701	39 896	36 619	35 734	31 538
23 years old	29 851	28 015	26 237	22 483	20 462
24 years old	22 825	20 695	19 155	15 376	13 003
25-29 years old	61 962	55 171	49 445	39 177	33 544
30-34 years old	18 742	17 596	16 452	14 958	16 156
35-39 years old	13 066	10 454	10 564	9 870	9 568
40-49 years old	9 169	8 454	9 166	8 557	8 870
50-59 years old	1 859	2 108	2 095	1 977	2 039
60 years and older	45	42	42	44	28

Continuation

	2019/2020	2020/2021	2021/2022	2022/2023	2023/2024
		Men			
Total	282 702	269 758	266 511	269 682	278 577
including:					
up to 17 years old	1 359	1 221	1 786	1 111	1 419
17 years old	23 522	21 522	24 804	25 657	29 914
18 years old	37 671	36 795	39 354	47 384	49 227
19 years old	43 007	41 139	42 993	47 271	52 293
20 years old	43 779	44 699	43 721	47 532	47 699
21 years old	35 165	33 039	32 189	31 671	32 164
22 years old	20 624	21 023	18 864	17 986	16 992
23 years old	14 989	14 539	13 856	12 063	10 790
24 years old	11 640	10 778	10 243	7 745	6 959
25-29 years old	31 164	28 450	24 176	18 026	17 236
30-34 years old	9 099	8 185	7 257	6 317	6 830
35-39 years old	6 204	4 547	3 920	3 612	3 739
40-49 years old	3 740	3 080	2 735	2 822	2 778
50-59 years old	713	712	583	461	525
60 years and older	26	29	30	24	12
		Women			
Total	321 643	306 799	309 000	308 555	314 117
including:					
up to 17 years old	2 097	1 817	2 360	1 922	2 208
17 years old	32 756	31 681	33 376	34 438	38 902
18 years old	48 362	47 930	47 587	54 547	58 088
19 years old	51 779	50 086	51 663	52 958	60 573
20 years old	49 445	49 524	51 589	53 099	54 350
21 years old	37 183	34 673	34 314	32 471	30 649
22 years old	20 077	18 873	17 755	17 748	14 546
23 years old	14 862	13 476	12 381	10 420	9 672
24 years old	11 185	9 917	8 912	7 631	6 044
25-29 years old	30 798	26 721	25 269	21 151	16 308
30-34 years old	9 643	9 411	9 195	8 641	9 326
35-39 years old	6 862	5 907	6 644	6 258	5 829
40-49 years old	5 429	5 374	6 431	5 735	6 092
50-59 years old	1 146	1 396	1 512	1 516	1 514
60 years and older	19	13	12	20	16

5.13 Admission of students to organizations of higher and (or) postgraduate education

the beginning of the school year, person

	2019/2020	2020/2021	2021/2022	2022/2023	2023/2024
Admission of students, Total	163 494	152 789	159 804	163 472	171 699
of the total number are trained in departments					
daytime	154 792	128 621	159 215	163 004	171 073
evening	60	15	85	40	19
extramural	8 642	1 605	504	428	607
distance	-	22 548	-	-	-
online					
of the total number are trained in the form of propertyness					
government	71 605	47 116	38 462	35 762	82 377
private	90 968	104 968	120 027	126 383	88 041
foreign	921	705	1 315	1 327	1 281

5.14 Admission of students to organizations of higher and (or) postgraduate education by gender

the beginning of the school year, person

	Admission of students					Of them women				
	2019/ 2020	2020/ 2021	2021/ 2022	2022/ 2023	2023/ 2024	2019/ 2020	2020/ 2021	2021/ 2022	2022/ 2023	2023/ 2024
Republic of Kazakhstan	163 494	152 789	159 804	163 472	171 699	86 876	82 780	87 591	86 208	90 656
Abay	4 467	4 880	5 234	6 739	6 866	2 565	2 933	3 151	3 926	4 101
Akmola	2 919	2 760	3 588	3 155	3 187	1 635	1 522	2 029	1 716	1 800
Aktobe	7 796	6 282	5 554	5 027	7 210	4 462	3 959	3 203	2 872	4 199
Almaty	1 291	1 707	1 992	1 920	2 238	615	925	1 095	1 138	1 184
Atyrau	3 507	2 912	3 292	3 453	3 295	1 614	1 396	1 744	1 790	1 642
Batys Kazakhstan	7 721	6 585	7 004	7 204	7 538	3 893	3 494	3 528	3 177	3 400
Zhambyl	5 513	5 704	6 894	6 301	5 303	3 144	2 895	3 705	3 331	3 020
Zhetisu	1 834	1 682	1 060	1 127	1 449	1 069	1 045	559	564	904
Karagandy	11 134	9 981	11 320	10 786	11 605	6 210	5 563	6 432	5 927	6 269
Kostanay	4 955	4 486	4 765	4 324	5 634	2 772	2 464	2 702	2 212	2 903
Kyzylorda	2 162	3 267	4 074	4 770	4 675	1 134	1 805	2 311	2 564	2 688
Mangystau	3 091	1 823	1 957	2 215	2 343	1 592	971	1 032	1 157	1 261
Pavlodar	5 469	5 745	5 551	4 673	4 917	2 794	3 214	2 978	2 273	2 356
Soitustik Kazakhstan	2 393	2 364	1 514	1 556	1 760	1 254	1 177	683	665	704
Turkistan	3 322	3 257	3 931	2 610	3 063	1 849	1 930	2 222	1 551	2 018
Ulytau	427	368	427	619	451	123	86	112	204	140
Shygys Kazakhstan	4 046	4 229	4 420	4 435	3 945	2 159	2 392	2 333	2 289	1 890
Astana city	16 012	16 830	17 756	20 877	23 750	8 548	8 899	9 492	10 948	12 571
Almaty city	48 989	43 596	51 554	50 664	54 268	26 175	23 368	28 465	26 396	27 614
Shymkent city	26 446	24 331	17 917	21 017	18 202	13 269	12 742	9 815	11 508	9 992

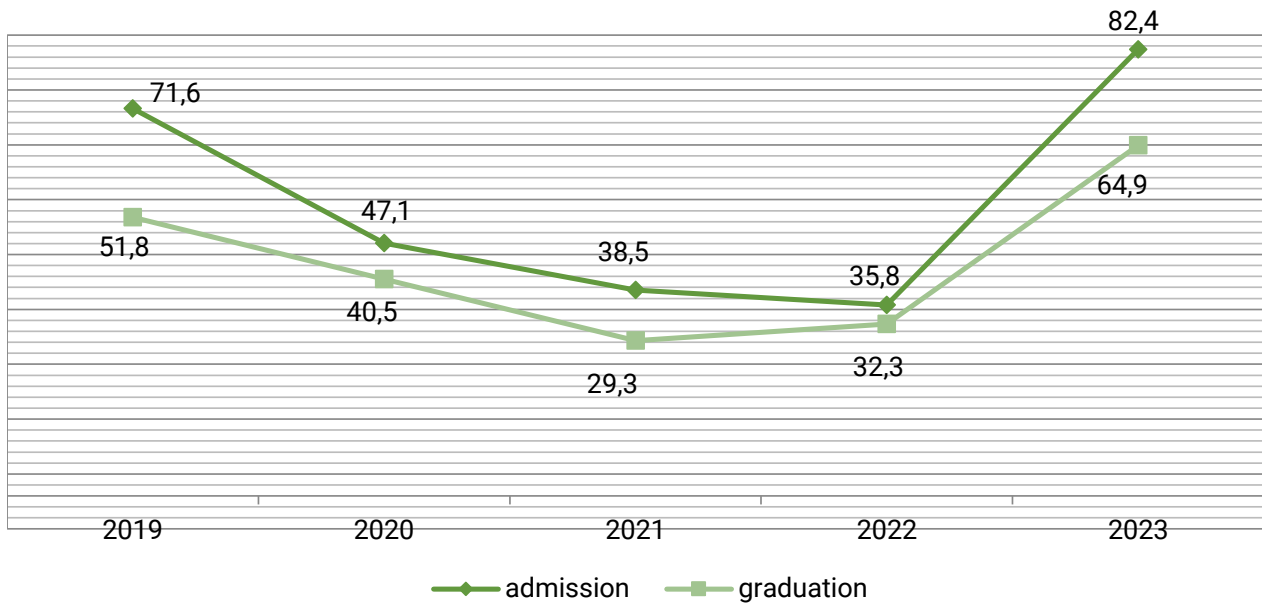
5.15 Admission of students and graduation of specialists in Government organizations of higher and (or) postgraduate education

the beginning of the school year

	Number of organizations, units	Total admission of students, person	Studying in departments					Graduation students	Of them full-time students
			full-time	evening	extramural	distance	online		
2019/2020	33	47 116	40 814	15	1 553	4 734	-	40 546	26 743
2020/2021	29	38 462	38 383	25	54	-	-	29 350	22 971
2021/2022	29	38 462	38 383	25	54	-	-	29 350	22 971
2022/2023	30	35 762	35 758	-	4	-	-	32 299	31 826
2023/2024	44	82 377	82 377	-	-	-	-	64 928	62 593

Admission of students and graduation of specialists in Government organizations of higher and (or) postgraduate education

the beginning of the school year, тыс. person



5.16 Graduation of specialists by organizations of higher and (or) postgraduate education

the beginning of the school year, person

	2019/2020	2020/2021	2021/2022	2022/2023	2023/2024
Graduation of students, Total	142 435	153 627	151 679	161 974	157 106
out of the total					
trained:	85 981	90 722	103 466	152 391	149 018
daytime/fulltime departments	15 062	15 936	5 859	4 237	4 621
evening departments	41 392	46 914	35 364	5 346	3 385
extramural departments	-	55	6 990	-	-
online					82
Distance departments					
out of the total	51 889	40 546	29 350	32 299	64 928
trained:	89 575	112 086	121 130	128 897	91 526
Government property	971	995	1 199	778	652

5.17 Graduation of specialists by organizations of higher and (or) postgraduate education by gender

the beginning of the school year, person

	Graduation of students					Women				
	2019/ 2020	2020/ 2021	2021/ 2022	2022/ 2023	2023/ 2024	2019/ 2020	2020/ 2021	2021/ 2022	2022/ 2023	2023/ 2024
Republic of Kazakhstan	142 435	153 627	151 679	161 974	157 106	79 250	85 273	82 963	89 524	88 345
Abay	4 776	4 770	5 682	6 565	5 078	2 830	2 667	3 298	3 763	2 975
Akmola	4 139	4 553	4 275	4 119	4 385	2 251	2 517	2 328	2 169	2 416
Aktobe	5 880	6 247	7 379	6 978	6 426	3 626	3 824	4 190	4 055	3 968
Almaty	520	684	753	1 159	917	285	389	442	718	563
Atyrau	3 539	3 390	3 483	3 415	2 605	1 781	1 685	1 752	1 634	1 661
Batys Kazakhstan	9 805	9 709	8 481	8 731	6 846	5 528	5 026	4 702	4 082	3 378
Zhambyl	6 458	7 910	9 788	8 807	7 856	3 605	4 214	5 276	4 495	4 425
Zhetisu	1 715	1 954	1 342	1 599	1 442	947	1 173	786	916	882
Karagandy	12 082	11 943	11 991	12 081	10 223	6 549	6 304	6 233	6 473	5 834
Kostanay	5 526	5 493	5 483	5 151	4 856	3 183	2 996	3 020	2 761	2 769
Kyzylorda	3 058	3 883	3 455	3 477	3 896	1 671	2 143	1 856	1 914	2 161
Mangystau	901	1 337	1 248	1 537	1 489	485	721	614	836	832
Pavlodar	4 426	4 329	4 733	5 509	4 218	2 432	2 363	2 619	3 191	2 275

Continuation

	Graduation of students					Women				
	2019/ 2020	2020/ 2021	2021/ 2022	2022/ 2023	2023/ 2024	2019/ 2020	2020/ 2021	2021/ 2022	2022/ 2023	2023/ 2024
Soltustik Kazakhstan	1 896	1 745	1 858	2 003	1 712	1 069	930	991	1 043	954
Turkistan	1 915	2 273	2 477	2 555	1 949	1 079	1 339	1 454	1 588	1 138
Ulytau	470	455	449	367	298	165	180	191	87	113
Shygys Kazakhstan	3 472	3 786	3 958	4 073	4 517	1 779	2 056	2 137	2 218	2 569
Astana city	11 904	12 024	12 232	14 341	13 970	6 594	7 396	6 842	7 742	7 499
Almaty city	30 886	35 017	35 058	38 435	38 722	16 997	18 122	18 963	21 530	21 776
Shymkent city	29 067	32 125	27 554	31 072	35 701	16 394	19 228	15 269	18 309	20 157

5.18 Graduation of specialists by government organizations of higher and (or) postgraduate education

the beginning of the school year

	Number of organizations, units	Graduation students, person	Studying in the departments				
			full-time	evening	extramural	distance	online
2019/2020	41	51 889	36 240	1 351	14 298	-	-
2020/2021	33	40 546	26 743	740	13 008	55	-
2021/2022	29	29 350	22 971	473	5 310	596	-
2022/2023	30	32 299	31 826	263	210	-	-
2023/2024	44	64 928	62 593	496	1 757	-	82

5.19 Graduation of specialists by organizations of higher and (or) postgraduate education, educated at the expense of government educational grants

the beginning of the school year, person

	Total					Of them women				
	2019/ 2020	2020/ 2021	2021/ 2022	2022/ 2023	2023/ 2024	2019/ 2020	2020/ 2021	2021/ 2022	2022/ 2023	2023/ 2024
Republic of Kazakhstan	32 033	41 760	38 168	48 041	41 797	17 832	16 946	21 466	26 724	24 307
Abay	1 402	1 298	969	1 757	1 502	939	697	1 035	1 009	814
Akmola	720	662	990	845	1 124	300	227	467	587	617
Aktobe	1 190	960	1 560	1 611	1 612	786	707	909	790	1 028
Almaty	264	370	440	1 110	638	106	213	264	525	370
Atyrau	459	293	547	438	419	208	145	294	300	290
Batys Kazakhstan	841	596	901	1 235	1 365	538	363	579	686	803
Zhambyl	408	388	590	835	827	274	261	389	504	546
Zhetisu	65	53	102	124	178	44	36	62	66	130
Karagandy	2 886	2 432	3 283	3 531	3 536	1 373	1 223	1 631	1 855	2 065
Kostanay	1 570	1 183	1 315	1 313	1 161	885	635	725	769	736
Kyzylorda	71	103	214	282	373	45	61	134	159	250
Mangystau	7	28	81	129	389	3	17	29	55	190
Pavlodar	1 225	1 213	1 623	1 577	1 339	698	686	880	854	717
Soltustik Kazakhstan	443	360	861	1 046	1 092	263	229	403	642	589
Turkistan	523	640	586	685	978	270	383	324	431	656
Ulytau	-	104	180	68	50	41	46	97	22	34
Shygys Kazakhstan	1 097	783	1 012	1 204	1 290	513	416	559	631	749
Astana city	5 590	6 179	6 591	8 736	7 083	2 802	3 132	3 119	3 904	3 761
Almaty city	11 455	11 260	14 098	18 212	15 735	6 619	6 585	8 218	10 910	9 068
Shymkent city	1 817	12 855	2 225	3 303	1 106	1 125	884	1 348	2 025	894

5.20 Graduation of specialists by organizations of higher and (or) postgraduate education studying on a paid basis

the beginning of the school year, person

	Total					Of them women				
	2019/ 2020	2020/ 2021	2021/ 2022	2022/ 2023	2023/ 2024	2019/ 2020	2020/ 2021	2021/ 2022	2022/ 2023	2023/ 2024
Republic of Kazakhstan	110 402	111 867	113 511	113 933	106 353	60 840	68 327	61 497	62 800	58 748
Abay	3 374	3 472	4 713	4 808	3 477	1 891	1 970	2 263	2 754	2 118
Akmola	3 419	3 891	3 285	3 274	3 091	1 951	2 290	1 861	1 582	1 685
Aktobe	4 690	5 287	5 819	5 367	4 692	2 840	3 117	3 281	3 265	2 921
Almaty	256	314	313	49	279	179	176	178	193	193
Atyrau	3 080	3 097	2 936	2 977	2 119	1 573	1 540	1 458	1 334	1 338
Batys Kazakhstan	8 964	9 113	7 580	7 496	5 453	4 990	4 663	4 123	3 396	2 558
Zhambyl	6 050	7 522	9 198	7 972	6 999	3 331	3 953	4 887	3 991	3 855
Zhetisu	1 650	1 901	1 240	1 475	955	903	1 137	724	850	542
Karagandy	9 196	9 511	8 708	8 550	6 605	5 176	5 081	4 602	4 618	3 724
Kostanay	3 956	4 310	4 168	3 838	3 690	2 298	2 361	2 295	1 992	2 030
Kyzylorda	2 987	3 780	3 241	3 195	3 421	1 626	2 082	1 722	1 755	1 836
Mangystau	894	1 309	1 167	1 408	1 037	482	704	585	781	590
Pavlodar	3 201	3 116	3 110	3 932	2 861	1 734	1 677	1 739	2 337	1 543
Soltustik Kazakhstan	1 453	1 385	997	957	587	806	701	588	401	337
Turkistan	1 392	1 633	1 891	1 870	971	809	956	1 130	1 157	482
Ulytau	470	351	269	299	246	124	134	94	65	78
Shygys Kazakhstan	2 375	3 003	2 946	2 869	2 956	1 266	1 640	1 578	1 587	1 645
Astana city	6 314	5 845	5 641	5 605	4 951	3 214	4 264	3 723	3 838	2 703
Almaty city	19 431	23 757	20 960	20 223	19 790	10 378	11 537	10 745	10 620	10 740
Shymkent city	27 250	19 270	25 329	27 769	32 173	15 269	18 344	13 921	16 284	17 830

5.21 Number of students in organizations of higher and (or) postgraduate education, in need and live in dormitories

the beginning of the school year, person

	Total number of nonresident students, person					Number of students in need of a hostel, person				
	2019/ 2020	2020/ 2021	2021/ 2022	2022/ 2023	2023/ 2024	2019/ 2020	2020/ 2021	2021/ 2022	2022/ 2023	2023/ 2024
Republic of Kazakhstan	274 078	261 298	285 381	295 110	313 065	113 550	86 962	100 142	118 074	134 628
Abay	7 276	7 280	5 856	5 677	8 680	2 662	920	1 122	2 028	2 653
Akmola	3 930	4 198	3 670	3 064	6 692	986	734	1 378	1 636	4 709
Aktobe	9 550	6 442	7 468	8 182	8 619	3 979	3 477	3 733	3 243	6 713
Almaty	4 524	5 317	-	-	-	-	-	-	-	-
Atyrau	3 560	5 634	4 417	4 553	4 822	1 630	973	1 151	1 114	1 169
Batys Kazakhstan	10 588	9 758	10 604	14 444	10 768	3 173	2 562	2 219	3 046	3 763
Zhambyl	7 427	1 014	9 772	7 661	7 563	1 303	465	1 458	800	1 315
Zhetisu	766	1 803	1 965	2 837	2 636	306	640	725	756	740
Karagandy	22 275	20 668	17 680	19 109	21 649	11 629	1 917	7 033	11 767	8 318
Kostanay	9 682	11 350	13 238	12 472	13 487	4 378	4 215	5 899	6 491	3 570
Kyzylorda	2 011	2 121	3 380	4 407	4 045	916	162	880	1 228	1 249
Mangystau	29	355	4 500	1 160	3 693	10	198	244	465	473
Pavlodar	7 880	7 231	7 092	7 178	7 177	2 141	2 383	1 841	1 764	1 954
Soltustik Kazakhstan	5 200	5 738	5 265	4 692	4 085	2 934	1 398	3 306	3 079	2 897
Turkistan	4 011	7 257	7 032	7 473	8 376	3 933	7 017	6 728	6 196	3 322
Ulytau	759	722	590	373	260	447	38	79	75	180
Shygys Kazakhstan	7 913	7 931	9 901	7 230	6 376	2 356	898	954	2 761	2 137
Astana city	31 813	40 831	39 192	43 257	47 527	19 348	25 949	23 193	24 275	27 314
Almaty city	92 071	86 536	111 946	110 380	106 043	42 900	28 418	31 646	37 358	57 239
Shymkent city	42 813	29 112	21 813	30 961	40 567	8 519	4 598	6 553	9 992	4 913

Continuation

	Of them living in a hostel, person					Share of students not provided with a hostel, in percentages				
	2019/ 2020	2020/ 2021	2021/ 2022	2022/ 2023	2023/ 2024	2019/ 2020	2020/ 2021	2021/ 2022	2022/ 2023	2023/ 2024
Republic of Kazakhstan	81 190	33 167	55 933	73 092	93 478	11,8	20,6	15,5	15,2	13,1
Abay	1 539	18	864	1 748	1 986	15,4	12,4	4,4	4,9	7,7
Akmola	717	464	1 003	1 109	2 429	6,8	6,4	10,2	17,2	34,1
Aktobe	3 785	392	2 758	2 752	4 399	2,0	47,9	13,1	6,0	26,8
Almaty	-	-	-	-	-	0,0	0,0	0,0	0,0	-
Atyrau	1 630	552	1 151	1 114	1 169	0,0	7,5	0,0	0,0	0,0
Batys Kazakhstan	2 971	1 978	2 171	3 009	2 508	1,9	6,0	0,5	0,3	11,7
Zhambyl	1 103	295	898	800	1 124	2,7	16,8	5,7	0,0	2,5
Zhetisu	300	640	725	756	740	0,8	0,0	0,0	0,0	0,0
Karagandy	7 634	1 313	4 006	7 325	8 123	17,9	2,9	17,1	23,2	0,9
Kostanay	2 890	2 294	2 434	2 350	2 987	15,4	16,9	26,2	33,2	4,3
Kyzylorda	916	162	880	1 228	1 249	0,0	0,0	0,0	0,0	0,0
Mangystau	10	122	244	-	472	0,0	21,4	0,0	40,1	0,0
Pavlodar	1 510	215	990	1 650	1 954	8,0	30,0	12,0	1,6	0,0
Soltustik Kazakhstan	2 108	1 010	1 878	1 727	1 917	15,9	6,8	27,1	28,8	24,0
Turkistan	3 299	519	3 235	4 155	3 322	15,8	89,5	49,7	27,3	0,0
Ulytau	312	38	40	75	66	17,8	0,0	6,6	0,0	43,8
Shygyz Kazakhstan	2 356	290	852	2 761	2 137	0,0	7,7	1,0	0,0	0,0
Astana city	13 910	14 810	9 102	13 201	17 707	17,1	27,3	36,0	25,6	20,2
Almaty city	28 361	7 540	18 816	24 669	35 609	15,8	24,1	11,5	11,5	20,4
Shymkent city	5 839	515	3 886	2 663	3 580	6,3	14,0	12,2	23,7	3,3

5.22 Number of students in higher and (or) postgraduate education organizations by language of study

the beginning of the school year, person

	2019/2020		2020/2021		2021/2022		2022/2023		2023/2024	
	total	women	total	women	total	women	total	women	total	women
Total	604 345	321 643	576 557	306 799	575 511	309 000	578 237	308 555	592 694	314 117
including:										
Kazakh	393 999	219 999	373 951	207 051	371 123	210 140	377 467	211 394	384 974	216 172
Russian	182 297	89 173	170 653	84 386	166 894	81 780	155 116	76 998	155 603	74 731
English	27 969	12 410	31 910	15 333	37 144	16 838	45 380	19 967	50 605	22 236
German	37	26	43	29	38	25	30	26	30	16
another language	43	35	-	-	312	217	40	27	1 482	962

5.23 Distribution of students in organizations of higher and (or) postgraduate education by nationality

the beginning of the school year, person

	2018/2019	2019/2020	2020/2021	2021/2022	2023/2024
Total	604 345	576 557	575 511	578 237	592 694
including:					
Kazakhs	505 309	487 574	487 756	500 472	503 056
Russians	36 350	34 875	32 751	30 619	35 283
Ukrainians	3 073	3 048	2 973	2 752	3 038
Belarusians	684	651	617	595	674
Uzbeks	29 342	22 017	22 068	13 746	14 908
Georgians	80	104	71	102	217
Azerbaijanis	1 776	1 716	1 575	1 590	1 879
Lithuanians	47	35	37	43	55
Moldovans	112	135	128	124	156
Latvians	7	10	8	10	9
Kyrgyz	1 227	1 322	808	634	875
Tajiks	1 109	1 000	1 009	855	980
Armenians	221	237	220	244	272
Turkmen	2 163	2 250	1 908	914	1 823
Estonians	7	3	5	4	8
Abkhazians	2	4	5	6	5
Balkars	45	48	51	57	51

Continuation

	2018/2019	2019/2020	2020/2021	2021/2022	2023/2024
Bashkirs	207	261	207	198	244
Buryats	2	2	11	4	68
Avars	38	37	34	22	24
Aguly	-	-	-	-	1
Dargins	10	8	13	14	16
Kumyks	37	38	40	47	41
Laks	4	1	5	5	11
Lezgins	42	41	43	33	43
Nogais	30	26	25	23	23
Rutulians	2	2	2	2	4
Tabasarans	4	4	3	2	5
Ingush	341	352	329	332	336
Kabardians	16	10	11	18	9
Kalmyks	21	9	9	11	17
Karakalpaks	1 887	910	556	506	405
Karely	1	1	2	4	9
Komi	1	1	-	-	1
Mari	36	40	47	33	34
Mordva	57	44	41	45	53
Ossetians	15	11	15	9	14
Tatars	2 983	2 788	2 761	2 589	2 880
Tuvans	13	15	15	9	8
Udmurts	34	35	39	32	39
Chechens	539	556	539	513	566
Chuvash	52	45	41	39	47
Sakha (Yakuts)	30	24	18	19	67
Adyghe	1	-	-	1	2
Altaians	2	1	2	3	4
Jews	37	39	40	44	37
Karachays	20	30	15	14	19
Khakasses	2	1	-	2	3
Circassians	-	-	-	2	2
Komi-Permyaks	4	3	4	4	3
Negidals	-	-	-	1	-
Eskimos	-	-	-	-	-
Talish	1	1	-	-	-
Koryaks	-	3	-	-	1
Nenets	1	3	23	2	7
Chukchi	-	1	-	-	-
Nanais	-	2	2	1	1
Udege	1	1	1	-	-
Abaza	-	1	-	3	5
Chuvans	-	-	-	-	-
Gagauz	13	2	1	2	7
Crimean Tatars	7	2	1	2	9
Karaites	-	-	1	-	1
Tats	-	-	-	-	1
Udine	2	2	4	2	1
Gypsies	4	3	4	6	7
Shors	2	1	2	1	1
Austrians	-	3	1	1	-
Albanians	3	2	-	-	-
Americans	3	3	8	6	9
English	2	3	3	3	4
Arabs	265	506	272	405	329
Assyrians	6	3	35	9	8
Afghans	173	208	165	230	270
Bulgarians	36	44	39	40	52
Hungarians	3	2	5	3	5

Continuation

	2018/2019	2019/2020	2020/2021	2021/2022	2023/2024
Vietnamese	6	6	5	6	4
Dutch	1	-	2	-	1
Greeks	105	117	137	121	161
Dungans	382	385	408	401	458
Peoples of India and Pakistan	4 487	4 493	6 182	8 884	10 440
Spaniards	1	1	3	2	3
Italians	6	6	7	4	7
Chinese	188	259	208	154	157
Koreans	2 533	2 337	2 375	2 259	2 537
Cubans	-	-	-	-	-
Kurds	249	226	256	257	425
Germans	2 116	2 156	2 138	2 220	2 569
Persians	32	84	43	32	52
Poles	306	302	287	307	366
Romanians	3	5	4	7	5
Serbs	1	-	1	-	-
Slovaks	1	1	-	-	-
Turks	1 108	1 131	1 110	1 075	1 198
Uighurs	3 953	3 500	3 885	3 833	4 751
Finns	3	4	7	6	6
Croatians	5	1	13	-	8
Czechs	1	-	1	1	2
Japanese	2	2	1	1	2
Mongols	60	57	63	34	44
Others nationalities	193	26	902	482	330
Not specified	59	298	49	88	126

5.24 Distribution of students in organizations of higher and (or) postgraduate education by countries of arrival

the beginning of the school year, person

	2019/2020			2020/2021		
	accepted	number of students	graduated	accepted	number of students	graduated
Total	163 494	604 345	142 435	152 789	576 557	153 627
including:						
Kazakhstan	146 561	564 787	140 095	144 284	547 488	150 310
From CIS countries	15 183	32 333	1 590	7 460	21 538	1 986
Azerbaijan	30	146	48	23	116	37
Armenia	5	22	2	4	20	3
Belarus	38	50	4	2	12	7
Ukraine	10	34	12	17	121	16
Kyrgyzstan	770	1 115	76	700	1 067	112
Moldova, Republic	1	12	7	-	6	3
Russia	367	1 247	271	377	1 298	332
Tajikistan	132	567	69	82	461	99
Turkmenistan	972	3 176	178	370	2 795	280
Uzbekistan	12 858	25 964	923	5 885	15 642	1 097
From abroad	1 750	7 225	750	1 045	7 531	1 331
Afghanistan	37	304	104	37	205	108
Albania	-	4	2	-	1	2
Algeria	-	1	-	1	1	-
Austria	1	1	-	-	1	-
Bangladesh	-	1	-	1	1	-
Bosnia and Herzegovina	-	3	-	1	1	-
Brazil	-	1	-	1	4	-
Bulgaria	-	5	3	1	1	-
Canada	-	1	-	-	1	2
Cape Verde	-	1	-	-	3	2
China	176	807	195	-	1	-
Democratic Republic of the Congo	5	5	-	-	1	-

Continuation

	2019/2020			2020/2021		
	accepted	number of students	graduated	accepted	number of students	graduated
Czech Republic	-	1	-	378	871	133
Estonia	-	6	-	-	1	-
France	1	5	-	-	1	-
Djibouti	-	1	-	-	1	-
Georgia	7	17	4	4	21	4
Palestinian territory, occupied	-	1	-	-	1	-
Germany	13	37	3	8	33	8
India	841	4 450	281	-	2	-
Indonesia	2	2	-	1	1	-
Iran, Islamic Republic	12	19	2	19	4 220	864
Irak, Irak Republic	-	1	-	-	2	-
Ireland	1	1	-	4	18	1
Israel	1	3	-	11	13	-
Italy	-	1	-	2	2	-
Japan	1	1	-	2	4	1
Jordan	84	228	6	1	1	1
Kenya	2	2	-	1	1	-
Korea, Democratic People's Republic	9	53	19	40	515	42
Republic of Korea	3	11	3	2	4	-
Lesotho	1	1	-	4	43	8
Mali	-	1	-	1	1	-
Mongolia	437	888	79	-	1	-
Montenegro	-	-	1	-	1	-
Netherlands	1	1	-	367	1 128	80
Nigeria	3	5	-	-	1	-
Norway	-	1	1	4	6	1
Pakistan	9	34	2	25	85	6
Poland	-	1	-	-	2	-
Rwanda	-	1	1	1	3	-
Anguilla (UK)	2	2	-	-	5	-
Serbia	-	1	-	1	4	2
Vietnam	2	6	1	-	1	-
Somalia	1	6	1	1	2	-
South Africa	1	1	-	8	8	1
Spain	1	1	1	-	2	-
Syrian Arab Republic	-	2	-	99	263	61
United Arab Emirates	2	2	-	3	10	-
Turkey	87	279	40	-	1	-
Egypt	3	8	1	8	8	-
United Kingdom	1	2	-	5	8	-
USA	1	5	-	3	4	-
other countries	2	3	-	-	11	4

Continuation

	2021/2022		
	accepted	Number of students	graduated
Total	159 804	575 511	151 679
including:			
Kazakhstan	154 661	547 317	147 310
From CIS countries	3 939	8 938	3 047
Azerbaijan	30	109	42
Armenia	5	16	6
Belarus	3	10	7
Ukraine	1	32	9
Kyrgyzstan	319	659	89
Moldova, Republic	2	4	6
Russia	333	1 263	288
Tajikistan	98	389	254
Turkmenistan	323	2 052	558
Uzbekistan	2 825	14 404	1 788
From far abroad	1 204	9 256	1 322
Afghanistan	47	166	72
Albania	-	-	1
Algeria	-	-	1
Uncharted territories	-	1	-
Angola	-	1	-

Continuation

	2021/2022		
	accepted	Number of students	graduated
Bahrain	1	1	-
Bangladesh	76	1	2
Belgium	-	1	-
Bosnia and Herzegovina	-	-	4
Bulgaria	1	1	1
Canada	1	1	-
Cape Verde	-	1	-
China	291	811	133
Czech Republic	-	1	-
Estonia	2	-	-
Djibouti	-	-	1
Georgia	-	1	-
Palestinian Territory, Occupied	-	12	-
Germany	3	13	3
Greece	-	7	1
Hungary	6	23	14
India	-	-	2
Indonesia	-	1	-
Iran, Islamic Republic	462	5 987	798
Iraq, Republic of Iraq	2	4	-
Ireland	-	18	1
Israel	8	19	-
Italy	1	4	-
Japan	-	1	-
Jordan	-	1	-
Kenya	32	546	100
Republic of Korea	-	2	-
Republic of Latvia	3	24	10
Lithuania	3	7	1
Mali	-	1	-
Mongolia	1	1	-
The Netherlands	-	1	-
Nigeria	121	1 010	120
Pakistan	-	-	1
Anguilla (UK)	-	-	1
Saudi Arabia	-	1	-
Vietnam	2	7	-
Somalia	44	229	3
Spain	-	2	-
Sudan	-	2	-
Syrian Arab Republic	-	3	-
United Arab Emirates	1	2	1
Turkey	-	1	1
Egypt	-	13	-
United Kingdom	-	6	-
Tanzania, United Republic of	92	266	45
United States of America	2	36	4
Yemen	-	1	-
Territories not listed elsewhere	2	14	1

Continuation

	2022/2023		
	accepted	number of students	graduated
Total	163 472	578 237	161 974
including:			
Kazakhstan	158 723	555 723	158 179
From CIS countries	2 814	11 136	2 525
Azerbaijan	66	150	18
Armenia	9	21	5
Belarus	4	9	3
Ukraine	25	50	12
Kyrgyzstan	167	417	83
Moldova, Republic	-	4	-
Russia	431	1 316	296
Tajikistan	114	290	79
Turkmenistan	185	892	949

Continuation

	2022/2023		
	accepted	number of students	graduated
Uzbekistan	1 813	7 987	1 080
From far abroad	1 935	11 378	1 270
Afghanistan	136	230	42
Albania	1	1	-
Algeria	2	2	-
Australia	1	1	-
Bangladesh	4	6	-
Cameroon	1	1	-
Canada	-	2	-
Sri Lanka	-	1	-
China	190	665	129
Democratic Republic of the Congo	1	2	-
Estonia	1	1	1
Georgia	9	20	4
Gambia	1	1	-
Palestinian Territory, Occupied	-	6	1
Germany	13	33	4
Hungary	-	1	-
Iceland	-	1	-
India	510	7 321	776
Indonesia	9	11	-
Iran, Islamic Republic	15	32	1
Iraq, Republic of Iraq	14	38	-
Ireland	-	-	1
Israel	1	2	3
Italy	-	1	-
Japan	-	1	-
Jordan	6	314	92
Kenya	7	6	1
Korea, People's Democratic Republic	4	24	4
Republic of Korea	6	13	1
Republic of Latvia	2	1	-
Liberia	-	1	-
Maldives	150	788	167
Mongolia	9	18	-
Nigeria	699	1 393	3
Pakistan	-	1	1
Poland	2	2	-
Romania	-	2	-
Rwanda	-	1	-
Sierra Leone	1	1	-
South Africa	-	3	-
Spain	-	1	-
Sudan	7	37	2
Syrian Arab Republic	-	4	-
United Arab Emirates	1	1	-
Tunisia	86	251	28
Turkey	1	1	-
Macedonia	27	102	8
Egypt	1	5	-
Czech Republic	7	8	-
United Kingdom	4	12	1
Tanzania, United Republic of	-	1	-
United States of America	4	5	-
Venezuela	1	1	-
Yemen	1	1	-
Zambi			
Territories not listed elsewhere			

Continuation

	2023/2024		
	accepted	number of students	graduated
Total	171 699	592 694	157 106
including:			
Kazakhstan	165 957	567 464	152 147
From CIS countries	3 785	11 847	3 482
Azerbaijan	68	150	28
Armenia	8	25	256
Belarus	16	26	1
Ukraine	28	69	6
Kyrgyzstan	199	504	125
Moldova Republic	2	4	1
Russia	658	1 649	323
Tajikistan	208	426	70
Turkmenistan	1 429	2 061	425
Uzbekistan	1 169	6 933	2 247
From far abroad	1 957	13 383	1 477
Afghanistan	121	304	10
Albania	-	1	-
Algeria	-	-	1
Unspecified territories	-	-	1
American Samoa	-	1	-
Angola	1	2	-
Australia	-	1	-
Bahrain	-	1	-
Bangladesh	16	20	-
Myanmar	1	1	-
Kambodzha	-	1	-
Kameryn	1	-	-
Canada	2	6	1
Central African republic	-	1	-
China	181	683	82
Democratic Republic of Congo	-	1	-
Dominica	-	1	-
Estonia	-	1	-
France	1	1	1
Georgia	5	22	3
Occupied Palestinian territory	-	3	2
Germany	17	43	7
Grenada	1	2	-
Island	-	1	-
India	883	8 984	912
Indonesia	1	17	-
Iran, Islamic Republic	10	35	3
Iraq, Republic of Iraq	2	45	1
Israel	-	2	-
Italy	1	2	-
Japan	-	2	-
Jordan	2	280	81
Kenya	1	13	2
Korea, Democratic People's Republic	9	30	-
Republic of Korea	6	32	6
Livan	2	2	-
Republic of Latvia	-	3	-
Liberia	-	1	-
Litva	1	1	-
Malavi	6	7	-
Malaysia	2	2	-
Maldives	-	1	-
Mongolia	303	808	237
Morroco	2	3	-
Netherlands	1	1	-
New Zeland	-	1	-
Nigeria	18	35	-
Pakistan	240	1 470	68
Poland	1	1	1
Katar	-	2	-

Continuation

	2023/2024		
	accepted	number of students	graduated
Rumunia	-	2	-
Saudi Arabia	1	5	-
Sierra Leone	-	1	-
Vietnam	1	3	1
South Africa	-	2	-
Zimbabwe	1	1	-
Spain	-	2	-
Sudan	1	8	1
Syrian Arab Republic	5	41	-
United Arab Emirates	-	6	2
Tunis	1	5	-
Turkey	81	266	46
Uganda	1	1	-
Makedonia	-	1	-
Egypt	9	96	6
United Kingdom	-	4	-
Tanzania	4	17	-
United states of America	10	24	2
Yemen	4	20	-
Zambia	-	1	-

5.25 Share of foreign students in organizations of higher and (or) postgraduate education

the beginning of the school year, in percentages

	2019/2020	2020/2021	2021/2022	2022/2023	2023/2024
Republic of Kazakhstan	6,5	5,0	4,9	3,9	4,3
Abay	4,7	3,8	4,4	6,4	7,3
Akmola	1,2	1,2	2,0	3,0	3,0
Aktobe	5,1	3,7	2,7	3,0	3,4
Almaty	4,5	3,2	2,3	0,5	1,8
Atyrau	3,1	2,0	2,2	1,8	1,3
Batys Kazakhstan	0,8	0,7	0,7	0,5	0,5
Zhambyl	8,2	8,2	7,4	3,3	1,7
Zhetisu	0,2	0,2	0,3	0,4	0,3
Karagandy	4,6	4,0	5,2	4,8	5,1
Kostanay	1,5	1,6	1,4	1,3	1,7
Kyzylorda	0,4	0,3	0,2	0,2	0,3
Mangystau	13,1	19,3	9,6	7,0	5,1
Pavlodar	1,9	2,3	2,2	1,8	1,8
Soltustik Kazakhstan	3,8	4,1	5,4	5,8	5,0
Turkistan	15,2	10,1	8,6	9,0	6,8
Ulytau	0,3	0,3	0,2	0,1	0,2
Shygys Kazakhstan	1,7	1,6	1,4	1,0	1,1
Astana city	2,4	2,9	3,2	2,9	3,1
Almaty city	4,4	4,0	4,3	4,5	5,5
Shymkent city	18,0	11,9	11,8	5,7	6,2

5.26 Distribution of students in organizations of higher and (or) postgraduate education by groups of specialties

the beginning of the school year, person

	2019/2020					
	accepted		number of students		graduated	
	total	women	total	women	total	women
Total	163 494	86 876	604 345	321 643	142 435	79 250
Education	43 802	31 185	167 723	120 827	44 573	33 615
Humanitarian sciences	8 956	6 371	28 900	19 728	4 819	3 387
Law	4 836	3 713	16 335	12 302	3 608	2 826
Art	32 515	16 385	132 620	64 597	37 444	18 590
Social Sciences, Economics and Business	5 658	3 976	20 036	14 273	4 208	3 031

						Continuation
Natural Sciences	13 874	4 365	40 716	12 972	7 423	2 627
Engineering science and technology	29 640	8 617	99 307	28 321	21 670	6 180
Agricultural Science	2 247	1 144	9 315	4 669	2 476	1 227
Services	1 512	695	6 350	2 999	1 112	615
Military and security	8 848	5 297	43 944	26 540	6 232	4 076
Healthcare and social care (medicine)	8 409	4 110	26 849	11 494	5 580	2 266
Veterinary	898	177	8 198	938	1 521	232
Healthcare and social care (medicine)	2 299	841	4 052	1 983	1 769	578

	2020/2021					
	accepted		number of students		graduated	
	total	women	total	women	total	women
Total	152 789	82 780	576 557	306 799	153 627	85 273
Education	45 384	31 234	158 996	112 381	48 654	37 084
Humanitarian sciences	9 025	6 633	29 493	21 108	5 006	3 448
Law	5 428	4 268	16 736	13 023	3 656	2 950
Art	27 487	13 161	112 026	53 628	40 275	19 979
Social Sciences, Economics and Business	5 374	3 717	21 172	14 771	3 945	2 818
Natural Sciences	12 819	3 767	42 623	12 967	8 064	2 733
Engineering science and technology	25 268	7 646	97 520	28 415	23 131	6 610
Agricultural Science	1 967	1 065	8 211	4 001	2 585	1 386
Services	1 107	463	6 052	2 829	1 214	620
Military and security	8 249	5 709	44 932	27 555	7 312	4 398
Healthcare and social care (medicine)	7 284	4 014	26 881	12 927	6 419	2 473
Veterinary	1 021	216	4 888	915	1 415	200
Healthcare and social care (medicine)	2 376	887	7 027	2 279	1 951	574

	2021/2022					
	accepted		number of students		graduated	
	total	women	total	women	total	women
Total	159 804	87 591	575 511	309 000	151 679	82 963
Education	50 613	34 808	163 087	114 378	49 979	36 863
Humanitarian sciences	9 535	6 924	31 122	22 382	5 561	3 989
Law	5 450	4 400	17 181	13 542	3 763	3 012
Art	25 108	12 515	98 620	46 782	35 084	17 574
Social Sciences, Economics and Business	6 492	4 667	22 709	16 452	4 229	3 010
Natural Sciences	13 671	3 661	46 421	13 656	8 003	2 496
Engineering science and technology	26 025	7 814	96 683	29 228	23 174	5 903
Agricultural Science	1 889	915	7 471	3 722	2 556	1 092
Services	1 016	431	5 539	2 388	1 388	719
Military and security	9 640	6 507	48 448	29 537	7 934	4 906
Healthcare and social care (medicine)	7 054	3 929	26 997	13 712	6 489	2 491
Veterinary	901	122	4 135	747	1 593	297
Healthcare and social care (medicine)	159 804	87 591	575 511	309 000	151 679	82 963

	2022/2023					
	accepted		number of students		graduated	
	total	women	total	women	total	women
Total	163 472	86 208	578 237	308 555	161 974	89 524
Education	51 384	33 186	168 500	112 850	31 180	23 419
Arts and Humanitarian sciences	10 768	8 058	32 200	23 229	2 510	1 911
Social Sciences, Journalism and Information	6 029	4 724	18 107	14 250	1 442	1 196
Business, management and law	21 339	10 394	84 869	41 900	16 621	8 768
Natural sciences, mathematics and statistics	7 260	5 199	23 251	16 703	496	333
Information and Communication Technologies	16 078	4 077	49 938	13 298	3 726	1 037
Engineering, manufacturing and construction industries	26 497	7 589	93 411	28 890	8 581	1 366
Agriculture and bioresources	1 827	936	6 742	3 521	381	53

Continuation

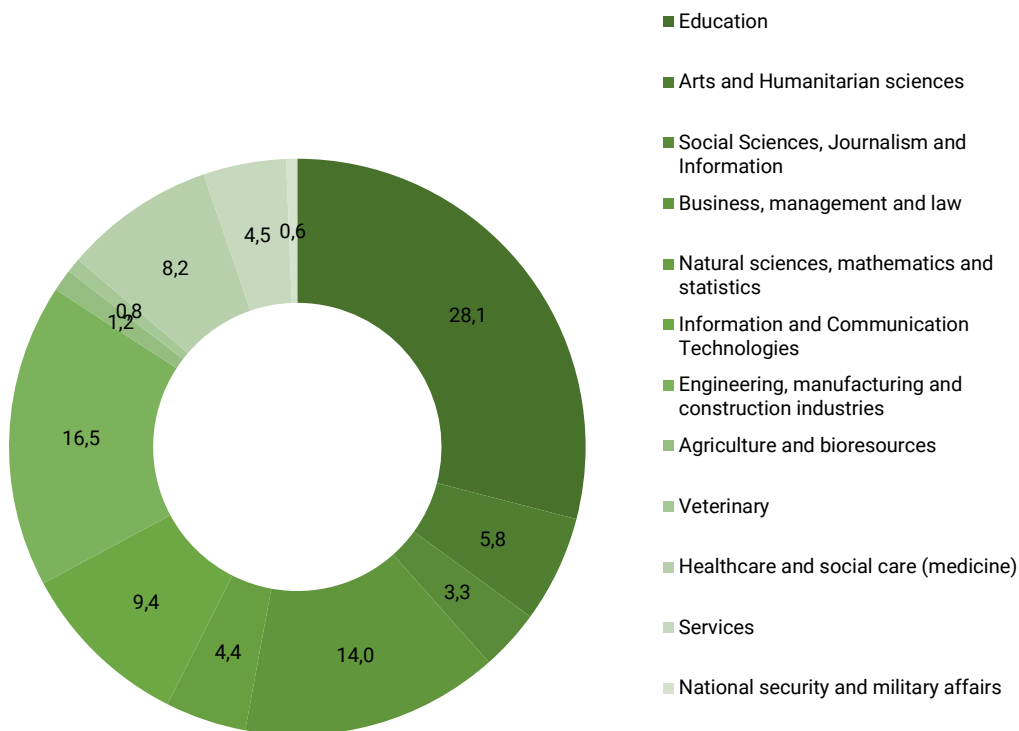
	2021/2022					
	accepted		number of students		graduated	
	total	women	total	women	total	women
Veterinary	1 048	390	4 222	1 922	210	73
Healthcare and social care (medicine)	11 338	7 348	38 169	22 609	1 171	1 078
Services	6 563	3 209	24 585	12 486	3 175	1 173
National security and military affairs	983	160	3 445	609	405	70
Unknown and unspecified	2 358	938	30 798	16 288	92 076	49 047

Continuation

	2023/2024					
	accepted		number of students		graduated	
	total	women	total	women	total	women
Total	171 699	90 656	592 694	314 117	157 106	88 345
Education	46 969	32 459	166 568	110 924	59 269	42 674
Arts and Humanitarian sciences	9 979	7 332	34 625	25 540	6 335	4 454
Social Sciences, Journalism and Information	6 121	4 852	19 815	15 729	3 777	3 063
Business, management and law	21 875	10 638	82 954	39 705	27 005	12 927
Natural sciences, mathematics and statistics	8 949	6 196	26 294	18 818	5 340	3 887
Information and Communication Technologies	18 509	4 192	56 064	13 786	10 788	3 330
Engineering, manufacturing and construction industries	30 263	9 196	97 715	30 030	23 650	7 110
Agriculture and bioresources	2 412	1 209	7 212	3 677	1 724	864
Veterinary	1 150	453	4 743	1 949	1 221	557
Healthcare and social care (medicine)	13 545	8 716	58 574	36 016	8 257	5 151
Services	7 768	4 159	26 689	14 390	6 752	3 381
National security and military affairs	1 459	334	3 894	799	917	193
Unknown and unspecified	2700	920	7547	2754	2071	754

Distribution of students in organizations of higher and (or) postgraduate education by groups of specialties

the beginning of the school year, person



5.27 Number of organizations providing training for students in higher and (or) postgraduate education organizations

	the beginning of the school year, units														
	Magisters				Residency students				Doctoral Students						
	2019/ 2020	2020/ 2021	2021 /2022	2022/ 2023	2023/ 2024	2019/ 2020	2020/ 2021	2021 /2022	2022/ 2023	2023/ 2024	2019/ 2020	2020/ 2021	2021 /2022	2022/ 2023	2023/ 2024
Republic of Kazakhstan	114	109	102	105	105	20	20	18	18	18	78	79	74	73	75
Abay	4	4	3	3	3	1	1	1	1	1	3	3	3	3	3
Akmola	3	3	2	4	4	-	-	-	-	-	2	2	1	1	2
Aktobe	4	4	4	4	3	1	1	1	1	1	3	3	3	3	3
Almaty	1	1	1	1	1	-	-	-	-	-	1	1	1	1	1
Atyrau	2	2	2	2	2	-	-	-	-	-	-	-	1	1	1
Batys Kazakhstan	4	4	4	4	4	-	-	-	-	-	1	1	1	1	1
Zhambyl	3	2	2	2	2	-	-	-	-	-	2	1	1	1	1
Zhetisu	2	1	1	1	1	-	-	-	-	-	1	1	1	1	1
Karagandy	8	8	8	8	8	1	1	1	1	1	7	7	6	6	6
Kostanay	6	5	5	5	5	-	-	-	-	-	1	2	2	2	2
Kyzylorda	2	2	2	2	2	-	-	-	-	-	1	1	1	1	1
Mangystau	2	1	1	1	1	-	-	-	-	-	1	1	1	1	1
Pavlodar	3	3	3	3	3	-	-	-	-	-	3	3	3	3	3
Soltustik Kazakhstan	1	1	1	1	1	-	-	-	-	-	1	1	1	1	1
Turkistan	2	2	2	1	1	1	1	1	1	1	1	1	1	1	1
Ulytau	1	1	1	1	1	1	1	1	1	1	-	-	-	-	-
Shygyz Kazakhstan	3	3	3	3	3	-	-	-	-	-	3	3	3	3	3
Astana city	15	15	15	16	16	6	6	6	6	6	11	12	11	12	13
Almaty city	39	39	36	35	35	9	9	7	7	7	32	31	30	28	27
Shymkent city	9	8	6	8	8	1	1	1	1	1	4	5	3	3	4

55.28 Number of organizations providing training for students in higher and (or) postgraduate education organizations by forms of ownership

	the beginning of the school year, units											
	Magisters				Residency students				Doctoral Students			
	government	private	foreign	foreign	government	private	foreign	foreign	government	private	foreign	foreign
2019/2020	35	78	1	1	5	15	15	-	30	48	-	-
2020/2021	27	81	1	1	4	16	16	-	24	55	-	-
2021/2022	24	77	1	1	4	14	14	-	21	53	-	-
2022/2023	27	76	2	2	3	15	15	-	22	51	-	-
2023/2024	43	60	2	2	8	10	10	-	37	38	-	-

5.29 Численность магистрантов

	2019/2020						2020/2021						2021/2022						2022/2023						2023/2024					
	total		women		total		women		total		women		total		women		total		women		total		women							
Republic of Kazakhstan	35 690	20 901	34 619	21 676	36 483	23 035	35 660	21 741	36 491	20 966																				
Abay	756	531	853	602	1 150	870	1 467	1 040	1 029	700																				
Akmola	563	343	567	391	543	346	625	371	690	399																				
Aktobe	720	450	783	505	978	634	943	596	773	494																				
Almaty	314	201	468	307	585	376	544	176	438	242																				
Atyrau	525	283	347	211	349	219	414	262	422	272																				
Batys Kazakhstan	774	481	764	466	785	535	681	422	991	646																				
Zhambyl	647	433	955	681	1 064	717	1 120	817	1 044	690																				
Zhetisu	355	229	227	141	342	206	391	247	438	265																				
Karagandy	2 458	1 280	1 906	1 039	1 759	958	1 486	802	1 566	777																				
Kostanay	671	370	507	269	541	294	433	208	406	190																				
Kyzylorda	346	253	434	319	783	625	775	588	711	531																				
Mangystau	379	202	344	204	317	214	432	291	533	319																				
Pavlodar	1 503	782	1 468	850	1 565	936	1 062	610	935	503																				
Soltustik Kazakhstan	331	186	327	198	320	182	221	121	298	151																				
Turkistan	619	378	585	461	530	409	374	277	338	249																				
Ulytau	35	18	21	12	16	11	16	6	21	6																				
Shygyz Kazakhstan	1 058	566	923	542	1 389	850	1 279	850	1 485	922																				
Astana city	7 100	3 813	6 452	3 737	6 238	3 622	6 479	3 405	7 498	3 684																				
Almaty city	12 649	7 368	12 098	7 137	12 400	7 200	11 973	6 780	12 164	6 618																				
Shymkent city	3 887	2 734	4 590	3 604	4 829	3 831	4 945	3 872	4 711	3 308																				

5.30 Number of magisters by profile

the beginning of the school year, person

	In the direction of scientific and pedagogical					In the direction of the profile				
	2019/ 2020	2020/ 2021	2021/ 2022	2022/ 2023	2023/ 2024	2019/ 2020	2020/ 2021	2021/ 2022	2022/ 2023	2023/ 2024
Republic of Kazakhstan	29 151	29 892	31 563	31 191	32 847	6 539	4 727	4 920	4 469	3 644
Abay	707	814	1 128	1 459	1 022	49	39	22	8	7
Akmola	473	542	502	614	579	90	25	41	11	111
Aktobe	657	753	911	905	736	63	30	67	38	37
Almaty	295	453	571	530	411	19	15	14	14	27
Atyrau	363	293	315	334	409	162	54	34	80	13
Batys Kazakhstan	597	664	724	620	943	177	100	61	61	48
Zhambyl	560	917	1 018	1 117	1 034	87	38	46	3	10
Zhetisu	301	202	308	362	384	54	25	34	29	54
Karagandy	2 319	1 811	1 640	1 408	1 460	139	95	119	78	106
Kostanay	621	484	483	386	387	50	23	58	47	19
Kyzylorda	337	420	768	773	707	9	14	15	2	4
Mangystau	279	317	291	396	462	100	27	26	36	71
Pavlodar	1 423	1 425	1 401	1 023	857	80	43	164	39	78
Soltustik Kazakhstan	305	321	300	205	282	26	6	20	16	16
Turkistan	349	558	530	374	338	270	27	-	-	-
Ulytau	27	21	16	16	21	8	-	-	-	-
Shygys Kazakhstan	932	672	1 207	1 230	1 432	126	251	182	49	53
Astana city	5 175	4 642	4 344	4 463	6 330	1 925	1 810	1 894	2 016	1 168
Almaty city	9 668	10 064	10 368	10 054	10 353	2 981	2 034	2 032	1 919	1 811
Shymkent city	3 763	4 519	4 738	4 922	4 700	124	71	91	23	11

5.31 Number of magisters in organizations of higher and (or) postgraduate education by type of ownership

the beginning of the school year, person

	Total					Including government				
	2019/ 2020	2020/ 2021	2021/ 2022	2022/ 2023	2023/ 2024	2019/ 2020	2020/ 2021	2021/ 2022	2022/ 2023	2023/ 2024
Republic of Kazakhstan	35 690	34 619	36 483	35 660	36 491	18 641	13 155	9 647	9 364	19 781
Abay	756	853	1 150	1 467	1 029	284	345	517	536	554
Akmola	563	567	543	625	690	261	253	265	273	293
Aktobe	720	783	978	943	773	556	640	871	784	664
Almaty	314	468	585	544	438	-	-	-	-	-
Atyrau	525	347	349	414	422	286	208	252	254	422
Batys Kazakhstan	774	764	785	681	991	276	371	410	355	417
Zhambyl	647	955	1 064	1 120	1 044	484	638	-	-	499
Zhetisu	355	227	342	391	438	264	-	-	-	-
Karagandy	2 458	1 906	1 759	1 486	1 566	2 025	833	46	31	1 291
Kostanay	671	507	541	433	406	552	422	455	389	355
Kyzylorda	346	434	783	775	711	325	418	716	739	703
Mangystau	379	344	317	432	533	368	344	317	432	533
Pavlodar	1 503	1 468	1 565	1 062	935	1 265	895	905	617	851
Soltustik Kazakhstan	331	327	320	221	298	331	327	320	221	298
Turkistan	619	585	530	374	338	-	-	-	-	-
Ulytau	35	21	16	16	21	-	-	-	-	-
Shygys Kazakhstan	1 058	923	1 389	1 279	1 485	926	769	1 157	1 101	1 282
Astana city	7 100	6 452	6 238	6 479	7 498	4 530	1 692	1 734	2 008	5 182
Almaty city	12 649	12 098	12 400	11 973	12 164	5 084	5 000	1 682	1 624	6 437
Shymkent city	3 887	4 590	4 829	4 945	4 711	824	-	-	-	-

Continuation

	Including private					Including foreign				
	2019/ 2020	2020/ 2021	2021/ 2022	2022/ 2023	2023/ 2024	2019/ 2020	2020/ 2021	2021/ 2022	2022/ 2023	2023/ 2024
Republic of Kazakhstan	16 955	21 386	26 762	26 194	16 599	94	78	74	102	111
Abay	472	508	633	931	475	-	-	-	-	-
Akmola	302	314	278	352	397	-	-	-	-	-
Aktobe	164	143	107	159	109	-	-	-	-	-
Almaty	314	468	585	544	438	-	-	-	-	-
Atyrau	239	139	97	160	-	-	-	-	-	-
Batys Kazakhstan	498	393	375	326	574	-	-	-	-	-

Continuation

	Including									
	private					foreign				
	2019/ 2020	2020/ 2021	2021/ 2022	2022/ 2023	2023/ 2024	2019/ 2020	2020/ 2021	2021/ 2022	2022/ 2023	2023/ 2024
Zhambyl	163	317	1 064	1 120	545	-	-	-	-	-
Zhetisu	91	227	342	391	438	-	-	-	-	-
Karagandy	433	1 073	1 713	1 455	275	-	-	-	-	-
Kostanay	119	85	86	44	51	-	-	-	-	-
Kyzylorda	21	16	67	36	8	-	-	-	-	-
Mangystau	11	-	-	-	-	-	-	-	-	-
Pavlodar	238	573	660	445	84	-	-	-	-	-
Soltustik Kazakhstan	-	-	-	-	-	-	-	-	-	-
Turkistan	619	585	530	374	338	-	-	-	-	-
Ulytau	35	21	16	16	21	-	-	-	-	-
Shygys Kazakhstan	132	154	232	178	203	-	-	-	-	-
Astana city	2 476	4 682	4 430	4 399	2248	94	78	74	72	68
Almaty city	7 565	7 098	10 718	10 319	5684	-	-	-	30	43
Shymkent city	3 063	4 590	4 829	4 945	4711	-	-	-	-	-

5.32 Admission of magisters

the beginning of the school year, person

	2019/2020		2020/2021		2021/2022		2022/2023		2023/2024	
	total	women	total	women	total	women	total	women	total	women
Republic of Kazakhstan	15 018	8 773	15 245	9 452	15 615	9 304	14 281	8 115	14 342	7 843
Abay	205	147	263	190	251	179	207	145	222	155
Akmola	252	144	197	135	191	114	160	94	182	112
Aktobe	305	194	285	199	400	263	367	222	394	259
Almaty	177	113	280	184	303	189	154	71	143	88
Atyrau	222	121	138	96	160	96	208	123	203	127
Batys Kazakhstan	289	206	289	215	296	180	249	171	281	182
Zhambyl	274	171	294	206	336	212	311	197	345	208
Zhetisu	147	96	116	73	126	74	157	101	131	81
Karagandy	1 033	570	914	495	845	452	699	360	812	396
Kostanay	266	143	232	125	256	132	198	91	174	91
Kyzylorda	137	106	275	206	417	336	353	239	306	225
Mangystau	232	125	144	92	172	113	258	163	313	175
Pavlodar	674	379	723	458	655	363	399	237	368	183
Soltustik Kazakhstan	161	100	185	110	125	63	127	68	191	83
Turkistan	189	130	240	184	231	169	166	126	153	112
Ulytau	15	6	8	7	9	5	8	1	13	5
Shygys Kazakhstan	471	235	476	281	577	283	355	214	392	198
Astana city	3 380	1 797	3 308	1 918	3 042	1 742	3 323	1 637	3 587	1 668
Almaty city	5 796	3 423	5 969	3 579	6 230	3 617	5 644	3 183	5 261	2 860
Shymkent city	793	567	909	699	993	722	938	672	871	635

5.33 Graduation of magisters

the beginning of the school year, person

	2019/2020				2020/2021				2021/2022			
	total	of them		total	of them		total	of them		total	of them	
		women	with dissertation defense		women	with dissertation defense		women	with dissertation defense		women	with dissertation defense
Republic of Kazakhstan	20 249	12 033	18 633	10 981	21 372	12 744	19 362	11 478	19 457	12 287	19 240	12 177
Abay	859	526	859	526	733	459	733	459	721	407	721	407
Akmola	673	371	655	355	695	381	673	363	698	408	670	388
Aktobe	340	220	340	220	482	291	482	291	482	289	482	289
Almaty	125	81	-	-	92	65	-	-	139	97	139	97
Atyrau	219	149	219	149	321	180	321	180	197	114	197	114
Batys Kazakhstan	559	323	551	316	450	270	450	270	333	232	329	230
Zhambyl	405	252	402	249	442	283	442	283	1 230	891	1 230	891
Zhetisu	331	180	331	180	197	137	197	137	136	75	136	75
Karagandy	1 422	696	1 403	695	1 521	748	1 521	748	1 068	598	1 063	598
Kostanay	423	207	423	207	411	241	411	241	281	151	281	151
Kyzylorda	218	160	218	160	206	143	206	143	174	129	174	129
Mangystau	146	70	145	70	190	100	190	100	205	119	205	119
Pavlodar	1 087	559	1 087	559	953	490	942	481	769	458	769	458
Soltustik Kazakhstan	161	99	161	99	196	108	196	108	155	92	155	92
Turkistan	167	109	167	109	415	273	415	273	339	269	339	269
Ulytau	16	4	16	4	23	12	23	12	13	5	13	5
Shygys Kazakhstan	763	418	763	418	707	400	707	400	612	356	603	349
Astana city	3 499	2 199	3 449	2 163	3 633	2 098	3 542	2 053	3 072	1 772	2 926	1 701
Almaty city	6 097	3 580	4 705	2 672	6 616	3 869	4 822	2 740	5 748	3 434	5 723	3 424
Shymkent city	2 739	1 830	2 739	1 830	3 089	2 196	3 089	2 196	3 085	2 391	3 085	2 391
												Continuation
2022/2023												
	total	of them		total	of them		total	of them		total	of them	
		women	with dissertation defense		women	with dissertation defense		women	with dissertation defense		women	with dissertation defense
Republic of Kazakhstan	22 193	14 804	20 003	13 481	21 436	13 995	21 108	13 783	21 108	13 995	21 108	13 783
Abay	1 056	766	1 056	766	1 498	998	1 498	998	1 498	998	1 498	998
Akmola	1 004	652	990	643	1 109	782	949	669	949	669	949	669
Aktobe	595	377	577	370	607	392	601	391	601	391	601	391
Almaty	160	126	160	126	204	149	204	149	204	149	204	149
Atyrau	183	129	183	129	201	137	201	137	201	137	201	137
Batys Kazakhstan	433	330	432	330	393	248	393	248	393	248	393	248
Zhambyl	1 253	964	1 253	964	924	662	924	662	924	662	924	662
Zhetisu	247	141	247	141	256	155	256	155	256	155	256	155
Karagandy	970	525	970	525	773	440	773	440	773	440	773	440
Kostanay	283	176	279	175	230	122	230	122	230	122	230	122
Kyzylorda	370	296	370	296	422	344	422	344	422	344	422	344

	2022/2023				2023/2024			
	total	women	of them		total	women	of them	
			with dissertation defense	of them women			with dissertation defense	of them women
Mangystau	161	105	161	105	192	132	192	132
Pavlodar	976	619	755	437	615	364	615	364
Soltustik Kazakhstan	194	113	194	113	107	51	107	51
Turkistan	273	229	273	229	184	138	184	138
Ulytau	8	6	8	6	8	5	8	5
Shygys Kazakhstan	934	622	934	622	1 012	658	1 008	655
Astana city	3 386	1 837	3 084	1 869	2 934	1 619	2 826	1 552
Almaty city	5 745	3 479	4 115	2 323	5 690	3 367	5 644	3 340
Shymkent city	3 962	3 312	3 962	3 312	4 077	3 232	4 077	3 232

5.34 Distribution of Magisters by groups of specialties *

the beginning of the school year, person

	2019/2020					
	accepted		number of magisters		graduation	
	total	women	total	women	total	women
Total	15 018	8 773	35 690	20 901	20 249	12 033
Education	2 966	2 490	7 897	6 551	3 933	3 181
Humanitarian sciences	646	490	1 574	1 159	1 070	771
Law	970	445	2 563	1 149	2 627	1 056
Art	279	173	632	389	322	187
Social Sciences, Economics and Business	3 196	1 797	6 990	3 831	4 480	2 648
Natural Sciences	1 120	786	2 594	1 791	1 118	796
Engineering science and technology	4 245	1 724	9 891	4 025	4 852	2 220
Agricultural Science	182	98	703	371	510	326
Services	231	108	592	270	374	212
Military and security	60	13	123	32	12	9
Healthcare and social care (medicine)	391	299	734	557	375	282
Veterinary	91	66	209	138	122	82

Continuation

	2020/2021					
	accepted		number of magisters		graduation	
	total	women	total	women	total	women
Total	15 245	9 452	34 619	21 676	21 372	12 744
Pedagogical Sciences	4 468	3 783	10 733	9 100	4 960	4 129
Arts and Humanitarian sciences	854	599	1 948	1 478	1 285	887
Social Sciences, Journalism and Information	514	331	1 134	771	665	477
Business, management and law	2 642	1 400	6 795	3 426	5 728	2 872
Natural sciences, mathematics and statistics	1 086	757	2 294	1 652	1 395	967
Information and Communication Technologies	1 380	429	2 965	1 046	1 420	593
Engineering, manufacturing and construction industries	2 608	1 121	5 507	2 283	3 814	1 626
Agriculture and bioresources	245	150	420	255	474	264
Veterinary	78	57	171	127	114	71
Healthcare	295	225	641	493	516	351
Services	261	153	548	267	392	183
National security and military affairs	74	23	116	34	79	20
unknown and unspecified	740	424	1 347	744	530	304

Continuation

	2021/2022					
	accepted		number of magisters		graduation	
	total	women	total	women	total	women
Total	15 615	9 304	36 483	23 035	19 457	12 287
Pedagogical Sciences	4 869	3 986	13 621	11 277	6 259	5 266
Arts and Humanitarian sciences	821	553	2 038	1 505	1 094	852
Social Sciences, Journalism and Information	508	355	1 028	767	619	454
Business, management and law	3 179	1 479	6 689	3 216	4 633	2 214
Natural sciences, mathematics and statistics	886	626	2 043	1 438	1 170	849
Information and Communication Technologies	1 399	449	2 821	932	1 376	555
Engineering, manufacturing and construction industries	2 258	836	4 941	1 952	2 688	1 147
Agriculture and bioresources	153	91	380	223	172	100
Veterinary	88	59	170	120	93	68
Healthcare	435	324	609	467	525	345
Services	323	182	661	359	289	129
National security and military affairs	68	18	123	38	59	14
unknown and unspecified	628	346	1 359	741	480	294

Continuation

Continuation

	2022/2023					
	accepted		number of magisters		graduation	
	total	women	total	women	total	women
Total	14 281	8 115	35 660	21 741	22 193	14 804
Pedagogical Sciences	4 508	3 607	13 555	11 008	9 501	8 147
Arts and Humanitarian sciences	772	482	1 935	1 297	1 263	971
Social Sciences, Journalism and Information	543	387	1 127	819	517	406
Business, management and law	2 560	1 154	6 431	2 979	4 119	2 027
Natural sciences, mathematics and statistics	818	537	1 935	1 338	1 133	803
Information and Communication Technologies	1 465	302	2 778	770	1 172	436
Engineering, manufacturing and construction industries	2 036	802	4 519	1 724	2 571	1 105
Agriculture and bioresources	154	89	291	172	223	129
Veterinary	109	73	195	133	79	57
Healthcare	264	215	573	451	331	251
Services	216	124	593	312	374	179
National security and military affairs	62	27	116	45	72	22
unknown and unspecified	774	316	1 612	693	838	271

Continuation

	2023/2024					
	accepted		number of magisters		graduation	
	total	women	total	women	total	women
Total	14 342	7 843	36 491	20 966	21 436	13 995
Pedagogical Sciences	4 303	3 423	12 813	10 210	9 745	8 109
Arts and Humanitarian sciences	739	492	1 752	1 145	1 121	843
Social Sciences, Journalism and Information	426	294	1 158	831	491	349
Business, management and law	2 967	1 251	7 297	3 083	4 214	1 886
Natural sciences, mathematics and statistics	793	540	2 157	1 460	882	646
Information and Communication Technologies	1 664	350	3 215	718	1 055	410
Engineering, manufacturing and construction industries	1 902	742	4 741	1 803	2 092	794
Agriculture and bioresources	86	47	297	172	146	94
Veterinary	34	21	153	96	101	64
Healthcare	215	173	460	372	436	315
Services	231	147	640	348	394	189
National security and military affairs	361	19	578	41	248	22
unknown and unspecified	621	344	1 230	687	511	274

*According to Nazarbayev University, the number of Magisters is not distributed by groups of specialties.

5.35 Distribution of Magisters by countries of arrival

the beginning of the school year, person

	Total				
	2019/2020	2020/2021	2021/2022	2022/2023	2023/2024
Total	35 690	34 619	36 483	35 660	36 491
Kazakhstan	35 146	34 030	35 720	34 763	32 579
From CIS countries	224	236	235	393	3 286
Azerbaijan	12	11	20	10	2 726
Armenia	-	-	-	4	-
Belarus	-	1	1	2	2
Ukraine	6	3	4	18	5
Kyrgyzstan	19	15	20	30	43
The Republic of Moldova	-	1	1	-	-
Russia	50	68	74	123	236
Tajikistan	37	29	35	78	70
Turkmenistan	44	36	27	47	89
Uzbekistan	56	72	53	81	115
From far abroad	320	353	528	504	626
Afghanistan	77	105	133	122	96
Algeria	-	-	-	1	1
Australia	-	-	1	-	-
Brazil	-	-	1	1	-
Cameroon	-	-	-	2	-
Indonesia	-	-	1	4	5
Iraq, Republic of Iraq	-	-	15	-	1
Ireland	-	-	1	2	1
Lebanon	-	-	2	1	-
Libyan Arab Jamahiriya	-	-	1	-	-
Maldives	-	-	1	1	-
Sweden	-	-	1	-	-
Ecuador	-	-	2	-	-
Canada	-	1	1	-	-
China	124	140	232	203	333
Colombia	-	-	-	1	1
Ecuador	-	-	-	1	1
Kabo-Verde	-	-	-	-	1
Kambodia	-	-	-	-	1
France	-	-	-	2	2
Ethiopia	1	1	1	2	2
Georgia	1	-	-	1	2
Gambia	1	1	2	1	-
Germany	3	3	4	5	6
Ghana	1	5	12	8	13
Japan	-	-	-	-	1
Grenada	1	-	-	-	-
Hungary	-	-	-	-	1
India	1	1	4	3	4
Iran, Islamic Republic	1	1	2	4	6
Israel	-	-	1	1	2
Italy	3	4	-	-	1
Jordan	-	1	1	-	-
Korea, Democratic People's Republic	-	-	1	2	-
The Republic of Korea	5	2	2	3	3
Kuwait	-	-	-	-	-
Madagascar	1	1	-	-	-
Mexico	-	-	1	1	1
Mongolia	26	21	7	11	15
Morocco	-	-	-	1	1
Slovenia	-	-	-	-	1
Namibia	1	-	-	-	-
Netherlands	-	1	1	3	4
Nigeria	14	19	43	53	44
Poland	-	-	1	2	1
Pakistan	8	14	15	31	36
Philippines	1	1	1	3	2
Saudi Arabia	1	1	2	-	1
Somalia	2	1	1	-	-
South Africa	1	1	1	-	-
Spain	1	1	2	2	2

Continuation

	Total				
	2019/2020	2020/2021	2021/2022	2022/2023	2023/2024
Togo	1	-	-	-	-
United Arab Emirates	3	2	1	-	1
Turkey	24	8	11	11	13
Egypt	4	2	2	-	1
United Kingdom	-	2	3	2	2
Territories not specified elsewhere	-	-	-	-	4
United States of America	11	7	7	11	8
Virgin Islands, US	-	-	-	-	-
Bangladesh	-	2	4	2	4
Kenya	-	1	1	-	-
Lithuania	-	1	1	-	-
Malaysia	-	1	1	-	1

5.36 Number of residence students

the beginning of the school year, person

	Accepted		Number of residence students		Graduation	
	total	women	total	women	total	women
2019/2020						
Republic of Kazakhstan	2 434	1 556	5 122	3 157	1 611	1 190
Abay	203	134	522	337	186	148
Akmola	-	-	-	-	-	-
Aktobe	244	160	481	313	153	122
Almaty	-	-	-	-	-	-
Atyrau	-	-	-	-	-	-
Batys Kazakhstan	-	-	-	-	-	-
Zhambyl	-	-	-	-	-	-
Zhetisu	-	-	-	-	-	-
Karagandy	405	270	627	385	139	90
Kostanay	-	-	-	-	-	-
Kyzylorda	-	-	-	-	-	-
Mangystau	-	-	-	-	-	-
Pavlodar	-	-	-	-	-	-
Soltustik Kazakhstan	-	-	-	-	-	-
Turkistan	117	69	186	121	48	40
Ulytau	-	-	-	-	-	-
Shygys Kazakhstan	-	-	-	-	-	-
Astana city	361	239	858	552	284	194
Almaty city	927	567	2 209	1 295	739	549
Shymkent city	177	117	239	154	62	47
2020/2021						
Republic of Kazakhstan	2 683	1 690	6 173	3 792	1 514	1 036
Abay	230	152	576	359	163	121
Akmola	-	-	-	-	-	-
Aktobe	264	174	617	394	121	88
Almaty	-	-	-	-	-	-
Atyrau	-	-	-	-	-	-
Batys Kazakhstan	-	-	-	-	-	-
Zhambyl	-	-	-	-	-	-
Zhetisu	-	-	-	-	-	-
Karagandy	343	226	817	522	137	84
Kostanay	-	-	-	-	-	-
Kyzylorda	-	-	-	-	-	-
Mangystau	-	-	-	-	-	-
Pavlodar	-	-	-	-	-	-
Soltustik Kazakhstan	-	-	-	-	-	-
Turkistan	120	65	261	153	36	32
Ulytau	-	-	-	-	-	-
Shygys Kazakhstan	-	-	-	-	-	-
Astana city	711	465	1 238	800	286	197
Almaty city	892	549	2 342	1 369	735	490
Shymkent city	123	59	322	195	36	24
2021/2022						
Republic of Kazakhstan	2 630	1 608	5 921	3 470	2 632	1 782
Abay	249	170	527	342	292	186
Akmola	-	-	-	-	-	-

Continuation

	Accepted		Number of residence students		Graduation	
	total	women	total	women	total	women
Aktobe	266	165	632	372	247	189
Almaty	-	-	-	-	-	-
Atyrau	-	-	-	-	-	-
Batys Kazakhstan	-	-	-	-	-	-
Zhambyl	-	-	-	-	-	-
Zhetisu	-	-	-	-	-	-
Karagandy	424	247	800	464	370	250
Kostanay	-	-	-	-	-	-
Kyzylorda	-	-	-	-	-	-
Mangystau	-	-	-	-	-	-
Pavlodar	-	-	-	-	-	-
Soltustik Kazakhstan	-	-	-	-	-	-
Turkistan	19	13	159	92	114	73
Ulytau	-	-	-	-	-	-
Shygys Kazakhstan	-	-	-	-	-	-
Astana city	585	352	1 306	771	408	291
Almaty city	914	561	2 192	1 270	1 026	664
Shymkent city	173	100	305	159	175	129
		2022/2023				
Republic of Kazakhstan	2 703	1 743	6 155	3 707	2 145	1 396
Abay	287	196	635	423	170	117
Akmola	-	-	-	-	-	-
Aktobe	223	144	602	350	238	159
Almaty	-	-	-	-	-	-
Atyrau	-	-	-	-	-	-
Batys Kazakhstan	-	-	-	-	-	-
Zhambyl	-	-	-	-	-	-
Zhetisu	-	-	-	-	-	-
Karagandy	271	176	737	436	270	171
Kostanay	-	-	-	-	-	-
Kyzylorda	-	-	-	-	-	-
Mangystau	-	-	-	-	-	-
Pavlodar	-	-	-	-	-	-
Soltustik Kazakhstan	-	-	-	-	-	-
Turkistan	92	49	157	80	93	60
Ulytau	-	-	-	-	-	-
Shygys Kazakhstan	-	-	-	-	-	-
Astana city	712	446	1 468	901	439	314
Almaty city	992	652	2 221	1 333	845	521
Shymkent city	126	80	335	184	90	54
		2023/2024				
Republic of Kazakhstan	3 666	2 428	7 437	4 592	2 182	1 361
Abay	471	309	862	534	228	156
Akmola	-	-	-	-	-	-
Aktobe	445	299	819	503	234	147
Almaty	-	-	-	-	-	-
Atyrau	-	-	-	-	-	-
Batys Kazakhstan	-	-	-	-	-	-
Zhambyl	-	-	-	-	-	-
Zhetisu	-	-	-	-	-	-
Karagandy	347	209	739	430	282	174
Kostanay	-	-	-	-	-	-
Kyzylorda	-	-	-	-	-	-
Mangystau	-	-	-	-	-	-
Pavlodar	-	-	-	-	-	-
Soltustik Kazakhstan	-	-	-	-	-	-
Turkistan	79	48	181	102	40	18
Ulytau	-	-	-	-	-	-
Shygys Kazakhstan	-	-	-	-	-	-
Astana city	864	585	1 849	1 144	502	325
Almaty city	1 287	873	2 627	1 675	765	466
Shymkent city	173	105	360	204	131	75

5.37 Distribution of residency students by specialties *

the beginning of the school year, person

	Accepted		Number of residence students		Graduation	
	total	women	total	women	total	women
2019/2020						
Total	2 434	1 556	5 122	3 157	1 611	1 190
Cardiology, including pediatric	2 427	1 552	2 437	1 556	-	-
Rheumatology, including pediatric	-	-	262	193	100	82
Allergology and immunology, including pediatric	-	-	12	12	23	23
Gastroenterology, including pediatric	-	-	31	31	27	26
Hematology (adult)	-	-	39	37	45	41
Pulmonology, including pediatric	-	-	16	15	13	10
Endocrinology, including pediatric	-	-	9	8	11	9
Nephrology, including pediatric	-	-	94	87	70	65
Infectious diseases, including pediatric	-	-	22	15	32	25
Dermatovenereology, including pediatric	-	-	59	48	45	40
Neuropathology, including pediatric	-	-	50	47	36	36
Psychiatry	-	-	4	3	159	129
Child psychiatry	-	-	53	29	49	30
Medical rehabilitation, including pediatric	-	-	4	3	-	-
Radiation diagnostics	-	-	-	-	2	1
Radiation therapy	-	-	145	91	106	62
Functional diagnostics	-	-	15	12	18	10
Clinical laboratory diagnostics	-	-	-	-	2	2
Sports medicine	-	-	25	14	18	7
Clinical pharmacology	-	-	2	2	5	5
Anesthesiology and resuscitation, including pediatric	-	-	234	75	119	35
General surgery	-	-	69	7	-	-
Cardiac surgery, including pediatric	-	-	45	9	6	2
Angiosurgery, including pediatric	-	-	40	4	11	1
Neurosurgery, including pediatric	-	-	37	4	1	-
Maxillofacial surgery, including pediatric	-	-	41	4	4	1
Pediatric surgery	-	-	54	17	8	5
Oncology, including pediatric	-	-	88	64	76	52
Traumatology-orthopedics, including for children	-	-	160	12	48	2
Urology and andrology, including pediatric	-	-	130	5	19	1
Ophthalmology, including pediatric	-	-	178	108	40	29
Otorhinolaryngology, including pediatric	-	-	99	41	30	17
Pediatrics	-	-	138	133	96	87
Neonatology	-	-	33	25	42	36
Obstetrics and gynecology, including pediatric	-	-	472	435	337	310
Medical genetics	-	-	3	2	3	3
Forensic-medical examination	-	-	12	5	9	6
Medicine of emergencies and disasters	-	-	3	-	1	-
2020/2021						
Total	2 683	1 690	6 173	3 792	1 514	1 036
Healthcare	2 665	1 680	5 019	3 218	4	2
Cardiology, including pediatric	-	-	149	114	109	79
Rheumatology, including pediatric	-	-	-	-	12	12
Allergology and immunology, including pediatric	-	-	-	-	23	21
Gastroenterology, including pediatric	-	-	1	1	37	35
Hematology (adult)	-	-	-	-	18	17
Pulmonology, including pediatric	-	-	-	-	8	7
Endocrinology, including pediatric	-	-	2	2	90	82
Nephrology, including pediatric	-	-	-	-	22	15
Infectious diseases, including pediatric	-	-	-	-	57	47
Dermatovenereology, including pediatric	-	-	-	-	51	48
Neuropathology, including pediatric	-	-	-	-	4	3
Psychiatry	-	-	-	-	48	27
Child psychiatry	-	-	-	-	4	3
Medical rehabilitation, including pediatric	-	-	-	-	-	-
Radiation diagnostics	-	-	-	-	145	89
Radiation therapy	-	-	-	-	15	13
Clinical laboratory diagnostics	-	-	-	-	-	-
Sports medicine	-	-	-	-	22	13
Clinical pharmacology	-	-	-	-	-	-

	Accepted		Number of residence students		Graduation	
	total	women	total	women	total	women
Anesthesiology and resuscitation, including pediatric	-	-	125	37	99	33
General surgery	-	-	66	9	10	8
Cardiac surgery, including pediatric	-	-	34	8	11	1
Angiosurgery, including pediatric	-	-	40	6	-	-
Neurosurgery, including pediatric	-	-	24	1	13	3
Maxillofacial surgery, including pediatric	-	-	25	-	13	4
Pediatric surgery	-	-	32	10	22	7
Oncology (adult)	-	-	1	1	85	62
Traumatology-orthopedics, including pediatric	-	-	101	7	55	3
Urology and andrology, including pediatric	-	-	77	3	53	5
Ophthalmology, including pediatric	-	-	135	86	74	44
Otorhinolaryngology, including pediatric	-	-	42	18	26	12
Pediatrics	-	-	-	-	138	131
Neonatology	-	-	-	-	32	24
Obstetrics and gynecology, including pediatric	-	-	275	257	196	177
Medical genetics	-	-	-	-	3	2
Forensic-medical examination	-	-	-	-	12	5
Medicine of emergencies and disasters	-	-	-	-	3	-
	2021/2022					
Total	2 630	1 608	5 921	3 470	2 632	1 782
Healthcare	2 616	1 599	5 752	3 385	1 631	1 265
Cardiology, including pediatric	-	-	18	16	145	108
Rheumatology, including pediatric	-	-	-	-	-	-
Allergology and immunology, including pediatric	-	-	-	-	-	-
allergology and immunology	-	-	-	-	-	-
Gastroenterology, including pediatric	-	-	-	-	1	1
Hematology (adult)	-	-	-	-	-	-
Pulmonology, including pediatric	-	-	-	-	-	-
Endocrinology, including pediatric	-	-	-	-	2	2
Nephrology, including pediatric	-	-	-	-	-	-
Infectious diseases, including pediatric	-	-	-	-	-	-
Dermatovenereology, including pediatric	-	-	-	-	-	-
Neuropathology, including pediatric	-	-	-	-	1	-
Psychiatry	-	-	-	-	-	-
Child psychiatry	-	-	-	-	-	-
Medical rehabilitation, including pediatric	-	-	-	-	-	-
Radiation diagnostics	-	-	-	-	-	-
Radiation therapy	-	-	-	-	-	-
Clinical laboratory diagnostics	-	-	-	-	-	-
Sports medicine	-	-	-	-	-	-
Clinical pharmacology	-	-	-	-	-	-
Anesthesiology and resuscitation, including pediatric	-	-	32	9	124	37
General surgery	-	-	3	1	63	8
Cardiac surgery, including pediatric	-	-	13	3	22	5
Angiosurgery, including pediatric	-	-	22	6	18	-
Neurosurgery, including pediatric	-	-	13	1	11	-
Maxillofacial surgery, including pediatric	-	-	-	-	25	-
Pediatric surgery	-	-	-	-	31	10
Oncology (adult)	-	-	-	-	1	1
Traumatology-orthopedics, including pediatric	-	-	-	-	72	3
Urology and andrology, including pediatric	-	-	2	-	59	3
Ophthalmology, including pediatric	-	-	-	-	86	58
Otorhinolaryngology, including pediatric	-	-	-	-	66	25
Pediatrics	-	-	-	-	-	-
Neonatology	-	-	-	-	-	-
Obstetrics and gynecology, including pediatric	-	-	28	26	274	256
Medical genetics	-	-	-	-	-	-
Forensic-medical examination	-	-	-	-	-	-
Medicine of emergencies and disasters	-	-	-	-	-	-
	2022/2023					
Total	2 703	1 743	6 155	3 707	2 145	1 396
Healthcare	2 686	1 736	6 100	3 679	2 069	1 356
Cardiology, including pediatric	-	-	-	-	3	3
Anesthesiology and resuscitation, including pediatric	-	-	-	-	6	1
Cardiac surgery, including pediatric	-	-	1	-	1	1
Angiosurgery, including pediatric	-	-	1	-	9	3

Continuation

	Accepted		Number of residence students		Graduation	
	total	women	total	women	total	women
Neurosurgery, including pediatric	-	-	-	-	16	5
Obstetrics and gynecology, including pediatric	-	-	-	-	13	1
	2023/2024					
Total	3 666	2 428	7 437	4 592	2 182	1 361
Healthcare (medicine)	3 646	2 417	7 373	4 559	2 173	1 355

*According to Nazarbayev University, the number of Residency students is not distributed by specialties.

5.38 Distribution of Residency students by countries of arrival

the beginning of the school year, person

	Total				
	2019/2020	2020/2021	2021/2022	2022/2023	2023/2024
Total	5 122	6 173	5 921	6 155	7 437
Kazakhstan	5 077	6 133	5 889	6 135	7 413
From CIS countries	9	13	13	16	18
Azerbaijan	-	-	1	1	1
Belarus	-	-	-	-	-
Ukraine	-	-	-	-	-
Kyrgyzstan	1	1	1	1	2
Russia	-	-	-	-	1
Tajikistan	5	7	5	7	6
Turkmenistan	1	-	1	2	3
Uzbekistan	-	1	-	1	3
From far abroad	2	4	5	4	2
Afghanistan	36	27	19	4	6
Austria	31	23	11	-	1
Bulgaria	-	-	-	-	-
Chile	-	-	-	-	-
China	-	-	-	-	-
Czech Republic	1	1	-	-	1
Ethiopia	-	-	-	-	-
Georgia	-	-	-	-	-
Gambia	2	-	-	-	1
Palestinian territory, occupied	-	-	-	-	-
Germany	-	-	-	-	-
Ghana	-	-	-	-	-
Grenada	-	-	-	-	-
Hungary	-	-	-	-	-
India	-	-	-	-	-
Iran, Islamic Republic	-	1	5	1	-
Israel	-	-	1	-	-
Italy	1	1	1	1	-
Jordan	-	-	-	-	-
Korea, Democratic People's Republic	-	-	-	-	-
The Republic of Korea	-	-	-	-	-
Madagascar	-	-	-	-	-
Mexico	-	-	-	-	-
Mongolia	-	-	-	-	-
Namibia	1	1	-	1	2
Nepal	-	-	-	-	-
Netherlands	-	-	-	-	-
Nigeria	-	-	-	-	-
Pakistan	-	-	-	-	-
Philippines	-	-	1	1	1
Romania	-	-	-	-	-
Rwanda	-	-	-	-	-
Saudi Arabia	-	-	-	-	-
Somalia	-	-	-	-	-
South Africa	-	-	-	-	-
Spain	-	-	-	-	-
Syrian Arab Republic	-	-	-	-	-
Togo	-	-	-	-	-
United Arab Emirates	-	-	-	-	-
Turkey	-	-	-	-	-
Egypt	-	-	-	-	-

Continuation

	Total				
	2019/2020	2020/2021	2021/2022	2022/2023	2023/2024
United Kingdom	-	-	-	-	-
Tanzania, United Republic	-	-	-	-	-
United States of America	-	-	-	-	-

5.39 Number of Doctoral Students

the beginning of the school year, person

	2019/2020		2020/2021		2021/2022		2022/2023		2023/2024	
	total	women	total	women	total	women	total	women	total	women
Republic of Kazakhstan	6 363	4 173	6 914	4 462	5 924	3 756	6 156	3 878	5 966	3 712
Abay	194	132	177	125	146	106	140	98	128	87
Akmola	45	29	42	29	32	24	30	24	25	19
Aktobe	70	53	79	60	68	55	84	69	96	75
Almaty	52	23	63	29	67	31	68	37	70	29
Atyrau	-	-	-	-	1	-	6	4	9	6
Batys Kazakhstan	22	10	20	10	12	8	12	7	8	5
Zhambyl	46	26	51	33	35	23	38	25	35	22
Zhetisu	74	57	72	54	54	43	54	40	43	35
Karagandy	486	300	463	307	401	261	390	257	372	243
Kostanay	62	35	81	44	57	34	76	44	51	27
Kyzylorda	45	37	43	35	34	29	38	28	41	28
Mangystau	34	25	37	29	26	20	21	15	24	18
Pavlodar	110	93	113	80	93	48	95	50	89	55
Soltustik Kazakhstan	44	29	42	23	26	13	18	10	15	9
Turkistan	77	44	83	47	52	28	57	35	49	31
Ulytau	-	-	-	-	-	-	-	-	-	-
Shygys Kazakhstan	110	66	120	73	103	63	120	72	130	69
Astana city	1 473	995	1 745	1 146	1 706	1 108	1 787	1 104	1 797	1 060
Almaty city	3 245	2 110	3 482	2 207	2 830	1 743	2 857	1 779	2 729	1 729
Shymkent city	174	109	201	131	181	119	265	180	255	165

5.40 The number of Doctoral Students by academic degree

the beginning of the school year, person

	Doctoral Students of Philosophy (PhD)					Doctoral students by profile				
	2019/ 2020	2020/ 2021	2021/ 2022	2022/ 2023	2023/ 2024	2019/ 2020	2020/ 2021	2021/ 2022	2022/ 2023	2023/ 2024
Republic of Kazakhstan	6 214	6 677	5 780	6 156	5 733	149	237	144	135	233
Abay	194	177	146	140	128	-	-	-	-	-
Akmola	45	42	32	30	25	-	-	-	-	-
Aktobe	70	60	68	84	96	-	19	-	-	-
Almaty	52	63	67	68	-	-	-	-	-	70
Atyrau	-	-	1	6	9	-	-	-	-	-
Batys Kazakhstan	22	20	12	12	8	-	-	-	-	-
Zhambyl	46	51	35	38	35	-	-	-	-	-
Zhetisu	74	72	54	54	43	-	-	-	-	-
Karagandy	486	463	401	390	372	-	-	-	-	-
Kostanay	62	81	57	76	51	-	-	-	-	-
Kyzylorda	45	43	34	38	41	-	-	-	-	-
Mangystau	34	37	26	21	24	-	-	-	-	-
Pavlodar	110	113	71	95	88	-	-	22	-	1
Soltustik Kazakhstan	44	-	26	18	15	-	42	-	-	-
Turkistan	77	83	52	57	49	-	-	-	-	-
Ulytau	-	-	-	-	-	-	-	-	-	-
Shygys Kazakhstan	110	120	103	120	130	-	-	-	-	-
Astana city	1 431	1 701	1 661	1 787	1 740	42	44	45	50	57
Almaty city	3 138	3 356	2 753	2 857	2 624	107	126	77	85	105
Shymkent city	174	195	181	265	255	-	6	-	-	-

5.41 The number of Doctoral Students in organizations of higher and (or) postgraduate education by forms of ownership

	the beginning of the school year, person				
	2019/2020	2020/2021	2021/2022	2022/2023	2023/2024
Total	6 363	6 914	5 924	6 156	5 966
including:					
Government	3 942	2 891	1 120	1 272	4 497
private	2 421	4 023	4 804	4 884	1 469
foreign	-	-	-	-	-

5.42 Graduation of Doctoral Students

	the beginning of the school year, person																			
	2019/2020				2020/2021				2021/2022				2022/2023				2023/2024			
	total	women	with the defense of a dissertation	of them women	total	women	with the defense of a dissertation	of them women	total	women	with the defense of a dissertation	of them women	total	women	with the defense of a dissertation	of them women	total	women	with the defense of a dissertation	of them women
Republic of Kazakhstan	905	579	249	158	1 446	943	483	326	2 503	1 639	642	404	1 536	1 058	234	173	854	1 215	219	150
Abay	44	24	30	19	57	40	28	20	75	54	21	14	41	28	21	14	49	38	25	20
Akmola	5	4	-	-	13	8	-	-	23	16	-	-	11	8	-	-	11	8	-	-
Aktobe	6	5	-	-	16	13	9	7	37	27	22	16	12	9	7	5	25	20	18	15
Almaty	7	6	-	-	-	-	-	-	12	6	-	-	12	5	12	5	10	6	-	-
Atyrau	-	-	-	-	-	-	-	-	-	-	-	-	-	-	-	-	-	-	-	-
Batys Kazakhstan	1	-	1	-	7	4	7	4	11	4	11	4	3	2	3	2	6	4	-	-
Zhambyl	4	3	-	-	12	4	-	-	24	15	-	-	7	4	-	-	16	11	16	11
Zhetisu	13	5	13	5	19	13	1	1	34	26	-	-	22	19	-	-	20	13	-	-
Karagandy	74	49	39	30	151	86	25	12	200	121	31	10	108	73	44	37	165	120	30	26
Kostanay	4	3	-	-	21	11	4	-	35	21	-	-	4	2	1	1	12	5	2	2
Kyzylorda	9	7	-	-	12	11	-	-	21	15	-	-	12	11	-	-	11	9	-	-
Mangystau	4	1	4	1	4	3	4	3	20	17	-	-	7	5	-	-	6	3	-	-
Pavlodar	18	18	-	-	36	32	28	28	44	33	7	6	22	17	-	-	34	17	-	-
Soltustik Kazakhstan	9	7	-	-	11	8	-	-	22	13	-	-	7	3	-	-	10	6	-	-
Turkistan	20	13	20	13	24	14	24	14	41	25	41	25	12	7	12	7	26	14	-	-
Ulytau	-	-	-	-	-	-	-	-	-	-	-	-	-	-	-	-	-	-	-	-
Shyngys Kazakhstan	14	6	13	5	23	15	19	13	53	30	40	20	18	10	10	3	32	22	20	11
Astana city	161	110	35	24	314	214	266	177	485	322	391	258	481	340	24	17	483	317	71	39
Almaty city	494	308	94	61	684	442	68	47	1 281	837	78	51	735	501	100	82	858	540	37	26
Shymkent city	18	10	-	-	42	25	-	-	85	57	-	-	22	14	-	-	80	62	-	-

5.43 Distribution of Doctoral Students by specialty groups *

the beginning of the school year, person						
	2019/2020					
	accepted		number of Doctoral Students		graduation	
	total	women	total	women	total	women
Total	15 018	8 773	6 363	4 173	20 249	12 033
Education	2 966	2 490	897	696	3 933	3 181
Humanitarian sciences	646	490	610	415	1 070	771
Law	970	445	216	131	2 627	1 056
Art	279	173	57	39	322	187
Social Sciences, Economics and Business	3196	1797	1 033	685	4 480	2 648
Natural Sciences	1 120	786	845	570	1 118	796
Engineering science and technology	4 245	1 724	1 626	973	4 852	2 220
Agricultural Sciences	182	98	220	127	510	326
Services	231	108	63	44	374	212
Military and security	60	13	61	14	12	9
Healthcare and welfare (medicine)	391	299	452	311	375	282
Veterinary	91	66	83	55	122	82
Continuation						
	2020/2021					
	accepted		number of Doctoral Students		graduation	
	total	women	total	women	total	women
Total	2 094	1 285	6 914	4 462	1 446	943
Pedagogical Sciences	320	244	989	769	217	172
Art and Humanitarian sciences	194	133	668	456	195	125
Social Sciences, Journalism and Information	113	79	382	257	68	43
Business, Management and Law	222	138	861	540	267	169
Natural sciences, mathematics and statistics	325	216	995	670	177	116
Information and Communication Technologies	138	63	533	279	88	59
Engineering, manufacturing and construction industries	389	186	1 266	728	208	121
Agriculture and bioresources	81	40	233	131	60	34
Veterinary healthcare	25	19	83	61	25	14
Services	155	108	509	366	92	69
Services	18	9	60	37	20	16
National security and military affairs	30	9	70	18	20	4
Unknown and unspecified	84	41	265	150	9	1
Continuation						
	2021/2022					
	accepted		number of Doctoral Students		graduation	
	total	women	total	women	total	women
Total	1 720	1 030	5 924	3 756	2 503	1 639
Pedagogical Sciences	253	198	819	644	409	323
Art and Humanitarian sciences	191	135	636	462	236	149
Social Sciences, Journalism and Information	103	66	367	252	125	81
Business, Management and Law	203	99	778	448	250	162
Natural sciences, mathematics and statistics	189	125	785	531	382	258
Information and Communication Technologies	107	48	435	212	182	100
Engineering, manufacturing and construction industries	321	148	1 021	528	494	306
Agriculture and bioresources	46	27	153	88	133	76
Veterinary healthcare	19	15	54	42	48	34
Services	146	97	447	320	168	114
Services	26	13	60	38	26	12
National security and military affairs	27	13	69	24	27	8
Unknown and unspecified	89	46	300	167	23	16
Continuation						
	2022/2023					
	accepted		number of Doctoral Students		graduation	
	total	women	total	women	total	women
Total	1711	1105	6156	3878	1536	1058
Pedagogical Sciences	296	246	923	744	221	177
Art and Humanitarian sciences	182	145	633	459	191	148
Social Sciences, Journalism and Information	102	59	373	243	122	84

Continuation

	2022/2023					
	accepted		number of Doctoral Students		graduation	
	total	women	total	women	total	women
Business, Management and Law	211	128	767	442	173	118
Natural sciences, mathematics and statistics	199	135	785	527	203	151
Information and Communication Technologies	84	30	345	161	127	71
Engineering, manufacturing and construction industries	294	155	1032	522	267	151
Agriculture and bioresources	45	26	180	106	19	11
Veterinary	16	9	62	47	9	6
healthcare	129	97	440	308	130	103
Services	26	18	70	46	15	15
National security and military affairs	19	12	75	34	12	2
Unknown and unspecified	108	45	471	239	47	21

Continuation

	2023/2024					
	accepted		number of Doctoral Students		graduation	
	total	women	total	women	total	women
Total	1 686	946	5 966	3 712	1 854	1 215
Pedagogical Sciences	212	162	836	669	335	264
Art and Humanitarian sciences	177	121	621	446	207	146
Social Sciences, Journalism and Information	93	61	350	224	129	93
Business, Management and Law	218	105	830	437	184	121
Natural sciences, mathematics and statistics	181	117	680	464	300	206
Information and Communication Technologies	92	39	330	146	104	59
Engineering, manufacturing and construction industries	303	165	1 046	564	282	145
Agriculture and bioresources	35	24	144	88	59	29
Veterinary	15	10	47	33	18	15
healthcare	162	119	456	327	146	105
Services	23	16	86	56	12	7
National security and military affairs	54	7	124	31	51	9
Unknown and unspecified	121	-	416	227	27	16

*According to Nazarbayev University, the number of Doctoral Students is not distributed by groups of specialties.

5.44 Distribution of Doctoral Students by countries of arrival

the beginning of the school year, person

	2019/2020	2020/2021	2021/2022	2022/2023	2023/2024
Total	6 363	6 914	5 924	6 156	5 966
Kazakhstan	6 267	6 803	5 800	6 038	5 435
From CIS countries	15	13	11	29	347
Azerbaijan	2	1	1	2	310
Belarus	1	1	1	-	-
Ukraine	2	2	2	1	-
Kyrgyzstan	-	-	-	-	2
Russia	5	6	6	12	20
Tajikistan	-	-	-	4	4
Turkmenistan	2	1	-	-	-
Uzbekistan	3	2	1	10	11
From far abroad	81	98	113	89	184
Afghanistan	3	6	8	5	7
Austria	1	-	-	-	-
Chile	-	-	-	-	-
China	34	40	42	19	92
Ethiopia	-	-	-	1	-
Georgia	-	-	-	1	-
Vietnam	-	-	-	-	1
Palestinian territory, occupied	1	-	-	-	-
Germany	1	2	4	4	4
Ghana	1	2	3	5	6
Guam (USA)	-	-	1	-	-
Hungary	-	1	-	1	1
India	2	3	3	3	5
Iran, Islamic Republic	4	6	7	7	10
Iraq, Republic of Iraq	-	-	2	2	1

Continuation

	2019/2020	2020/2021	2021/2022	2022/2023	2023/2024
Israel	-	-	-	-	-
Italy	2	2	3	2	1
Jordan	1	1	-	-	-
Korea, Democratic People's Republic	1	1	-	-	-
The Republic of Korea	-	-	-	-	-
Lebanon	-	-	-	-	1
Mexico	1	1	1	-	-
Mongolia	3	2	4	3	5
Nepal	-	-	-	-	1
Netherlands	1	1	1	1	-
Nigeria	2	4	4	5	10
Pakistan	5	7	11	20	26
Philippines	-	-	-	1	1
Saudi Arabia	-	-	1	-	-
Syrian Arab Republic	-	1	1	-	-
United Arab Emirates	1	1	-	-	-
Turkey	12	9	9	4	8
Anguilla (UK)	-	-	1	-	-
United Kingdom	2	2	-	-	-
Tanzania, United Republic	1	2	3	2	3
United States of America	2	2	2	2	-
France	-	1	1	-	-
Japan	-	1	1	1	1

5.45 Number of students in organizations of higher and (or) postgraduate education by type of funding

the beginning of the school year, person

	Total students					Magisters				
	2019/ 2020	2020/ 2021	2021/ 2022	2022/ 2023	2023/ 2024	2019/ 2020	2020/ 2021	2021/ 2022	2022/ 2023	2023/ 2024
Total	45 780	46 069	48 328	47 971	49 894	34 502	33 272	36 483	35 660	36 491
including:										
Government educational grants	30 860	29 887	23 496	23 273	15 603	21 940	20 128	19 487	19 132	12 031
paid educational services	14 920	16 182	18 328	17 849	17 073	12 562	13 144	15 637	14 965	15 487
of them at the expense of:										
enterprise funds	968	1 655	2 317	2 019	832	177	250	672	352	458
funds of the population	13 952	14 526	16 011	15 830	16 241	12 385	12 894	14 965	14 613	15 029

Continuation

	Residency students					Doctoral Students				
	2019/ 2020	2020/ 2021	2021/ 2022	2022/ 2023	2023/ 2024	2019/ 2020	2020/ 2021	2021/ 2022	2022/ 2023	2023/ 2024
Total	5 115	6 148	5 921	6 155	7 437	6 163	6 649	5 924	6 156	5 966
including:										
Government educational grants	3 584	3 809	3 248	3 273	3 023	5 336	5 950	761	868	549
paid educational services	1 531	2 339	2 635	2 829	1 548	827	699	56	55	38
of them at the expense of:										
enterprise funds	756	1 375	1 640	1 664	374	35	30	5	3	-
funds of the population	775	964	995	1 165	1 174	792	668	51	52	38

5.46 Number of students in organizations of higher and (or) postgraduate education by age

	the beginning of the school year, person				
	2019/2020	2020/2021	2021/2022	2022/2023	2023/2024
Magisters					
Total	35 690	34 619	36 483	35 660	36 491
including:					
under 21 years old	131	218	270	380	472
21 years old	3 220	3 748	4 340	4 040	4 466
22 years old	7 549	8 245	8 044	8 070	8 270
23 years old	6 734	6 579	6 688	6 036	6 172
24 years old	3 550	3 046	2 955	2 744	2 810
25-29 years old	7 847	6 511	6 499	6 430	6 062
30-34 years old	3 133	2 667	3 131	3 101	3 291
35-39 years old	1 801	1 753	2 312	2 581	2 603
40-49 years old	1 409	1 505	1 881	1 879	1 996
50-59 years old	306	334	352	385	339
60 years and older	10	13	11	14	10
Residency students					
Total	5 122	6 173	5 921	6 156	5 966
including:					
under 21 years old	-	-	-	-	-
21 years old	-	-	2	-	-
22 years old	5	13	7	9	11
23 years old	34	75	38	78	82
24 years old	574	775	502	198	205
25-29 years old	4 209	4 915	4 817	2 140	1 912
30-34 years old	262	351	502	1 629	1 565
35-39 years old	27	33	36	1 069	1 017
40-49 years old	9	9	13	868	999
50-59 years old	2	2	4	157	164
60 years and older	-	-	-	-	11
Doctoral Students					
Total	6 363	6 914	5 924	6 155	7 437
including:					
under 21 years old	-	-	-	-	-
21 years old	-	-	-	-	-
22 years old	2	14	17	-	-
23 years old	100	93	70	10	36
24 years old	216	281	219	614	828
25-29 years old	2 246	2 530	2 296	4 848	5 410
30-34 years old	1 679	1 803	1 541	624	1 055
35-39 years old	1 112	1 151	964	42	84
40-49 years old	846	870	659	14	23
50-59 years old	155	164	153	3	1
60 years and older	7	8	5	-	-

5.47 Distribution of students in organizations of higher and (or) postgraduate education by nationality

	the beginning of the school year, person					
	Magisters		Residency students		Doctoral Students	
	total	in percentages to total	total	in percentages to total	total	in percentages to total
Total						
2019/2020	35 690	100,0	5 122	100,0	6 363	100,0
2020/2021	34 619	100,0	6 173	100,0	6 914	100,0
2021/2022	36 483	100,0	5 921	100,0	5 924	100,0
2022/2023	35 660	100,0	6 155	100,0	6 156	100,0
2023/2024	36 491	100,0	7 437	100,0	5 966	100,0
including						
Kazakhs						
2019/2020	32 399	90,8	4 330	84,5	5 782	90,9
2020/2021	31 142	90,0	5 244	85,0	6 298	91,1
2021/2022	32 888	90,1	5 171	87,3	5 365	90,6
2022/2023	32 039	89,8	5 413	87,9	5 599	91,0
2023/2024	32 524	89,1	6 623	89,1	5 443	91,2
Russians						
2019/2020	1 500	4,2	268	5,2	280	4,4
2020/2021	1 485	4,3	370	6,0	269	3,9

Continuation

	Magisters		Residency students		Doctoral Students	
	total	in percentages to total	total	in percentages to total	total	in percentages to total
2021/2022	1 468	4,0	204	3,4	239	4,0
2022/2023	1 350	3,8	222	3,6	34	3,8
2023/2024	1 547	4,2	197	2,6	189	3,2
Ukrainians						
2019/2020	129	0,4	24	0,5	26	0,4
2020/2021	123	0,4	19	0,3	24	0,3
2021/2022	117	0,3	19	0,3	26	0,4
2022/2023	127	0,3	19	0,3	16	0,3
2023/2024	129	0,4	22	0,3	9	0,2
Belarusians						
2019/2020	30	0,1	4	0,1	3	0,0
2020/2021	15	0,0	4	0,1	4	0,1
2021/2022	24	0,1	3	0,1	5	0,1
2022/2023	27	0,1	3	0,0	7	0,1
2023/2024	28	0,1	5	0,1	4	0,1
Uzbeks						
2019/2020	357	1,0	218	4,3	31	0,5
2020/2021	530	1,5	266	4,3	39	0,6
2021/2022	526	1,4	241	4,1	35	0,6
2022/2023	630	1,8	212	3,4	34	0,6
2023/2024	542	1,5	260	3,5	30	0,5
Azerbaijanis						
2019/2020	66	0,2	43	0,8	12	0,2
2020/2021	73	0,3	34	0,6	12	0,2
2021/2022	73	0,2	36	0,6	7	0,1
2022/2023	124	0,3	41	0,7	6	0,1
2023/2024	92	0,3	53	0,7	9	0,2
Kyrgyz						
2019/2020	41	0,1	1	0,0	-	0,0
2020/2021	28	0,1	2	0,0	5	0,1
2021/2022	27	0,1	2	0,0	5	0,1
2022/2023	31	0,1	2	0,0	2	0,0
2023/2024	41	0,1	7	0,1	4	0,1
Tajiks						
2019/2020	45	0,1	7	0,1	-	0,0
2020/2021	44	0,1	10	0,2	1	0,0
2021/2022	51	0,1	10	0,2	1	0,0
2022/2023	100	0,3	14	0,2	7	0,1
2023/2024	74	0,2	12	0,2	3	0,1
Turkmens						
2019/2020	38	0,1	3	0,1	1	0,0
2020/2021	34	0,1	2	0,0	1	0,0
2021/2022	25	0,1	2	0,0	-	0,0
2022/2023	44	0,1	2	0,0	2	0,0
2023/2024	100	0,3	3	0,0	-	0,0
Bashkirs						
2019/2020	10	0,0	1	0,0	4	0,1
2020/2021	6	0,0	2	0,0	4	0,1
2021/2022	13	0,0	1	0,0	2	0,0
2022/2023	19	0,1	2	0,0	2	0,0
2023/2024	10	0,0	-	0,0	3	0,1
Ingush						
2019/2020	17	0,0	4	0,1	3	0,0
2020/2021	18	0,1	3	0,0	3	0,0
2021/2022	15	0,0	6	0,1	4	0,1
2022/2023	14	0,0	6	0,1	3	0,0
2023/2024	16	0,0	5	0,1	2	0,0
Tatars						
2019/2020	14	0,0	6	0,1	3	0,0
2019/2020	193	0,5	42	0,8	40	0,6
2020/2021	186	0,5	28	0,5	44	0,6
2021/2022	147	0,4	43	0,7	31	0,5
2022/2023	144	0,4	40	0,6	24	0,4
2023/2024	167	0,5	43	0,6	21	0,4
Greeks						
2019/2020	4	0,0	2	0,0	3	0,0

Continuation

	Magisters		Residency students		Doctoral Students	
	total	in percentages to total	total	in percentages to total	total	in percentages to total
2020/2021	4	0,0	1	0,0	-	0,0
2021/2022	9	0,0	2	0,0	-	0,0
2022/2023	5	0,0	1	0,0	-	0,0
2023/2024	4	0,0	1	0,0	-	0,0
Koreans						
2019/2020	179	0,5	32	0,6	31	0,5
2020/2021	176	0,5	33	0,5	36	0,5
2021/2022	184	0,5	22	0,4	37	0,6
2022/2023	140	0,4	34	0,6	39	0,6
2023/2024	148	0,4	33	0,4	26	0,4
Kurds						
2019/2020	7	0,0	5	0,1	3	0,0
2020/2021	12	0,0	6	0,1	3	0,0
2021/2022	6	0,0	5	0,1	3	0,1
2022/2023	6	0,0	4	0,1	3	0,0
2023/2024	15	0,0	10	0,1	1	0,0
Germans						
2019/2020	73	0,2	20	0,4	7	0,1
2020/2021	70	0,2	15	0,2	7	0,1
2021/2022	98	0,3	12	0,2	12	0,2
2022/2023	91	0,3	14	0,2	11	0,2
2023/2024	91	0,2	14	0,2	10	0,2
Poles						
2019/2020	19	0,1	-	-	-	0,0
2020/2021	15	0,0	3	0,0	-	0,0
2021/2022	15	0,0	2	0,0	4	0,1
2022/2023	11	0,0	2	0,0	3	0,0
2023/2024	14	0,0	4	0,1	1	0,0
Turks						
2019/2020	45	0,1	8	0,2	18	0,3
2020/2021	33	0,1	9	0,1	20	0,3
2021/2022	42	0,1	12	0,2	18	0,3
2022/2023	38	0,1	17	0,3	11	0,2
2023/2024	33	0,1	20	0,3	8	0,1
Uighurs						
2019/2020	187	0,5	56	1,1	41	0,6
2020/2021	179	0,5	65	1,1	37	0,5
2021/2022	189	0,5	88	1,5	30	0,5
2022/2023	161	0,5	86	1,4	32	0,5
2023/2024	213	0,6	95	1,3	30	0,5
Chechens						
2019/2020	21	0,1	3	0,1	3	0,0
2020/2021	18	0,1	8	0,1	6	0,1
2021/2022	11	0,0	2	0,0	7	0,1
2022/2023	7	0,0	3	0,0	4	0,1
2023/2024	20	0,1	6	0,1	3	0,1
other nationalities						
2019/2020	330	0,9	51	1,0	75	1,2
2020/2021	428	1,2	49	0,8	101	1,5
2021/2022	555	1,5	38	0,6	93	1,6
2022/2023	552	1,5	18	0,3	317	5,1
2023/2024	683	1,9	24	0,3	170	2,8

5.48 The number of teaching staff in organizations of higher and (or) postgraduate education

the beginning of the school year, person

	Total				
	2019/2020	2020/2021	2021/2022	2022/2023	2023/2024
Main staff, Total	38 470	36 307	36 378	36 404	37 391
From the main staff personnel have:					
academic master's degree	12 995	13 067	13 818	14 256	14 982
Doctor of Philosophy degree (PhD)	2 635	2 942	3 410	3 732	4 168
doctoral degree in profile	235	137	138	271	134

Continuation

	Total				
	2019/2020	2020/2021	2021/2022	2022/2023	2023/2024
scientific degree of candidate of sciences	3 274	11 514	11 116	10 456	10 504
academic title of professor	12 723	2 280	2 365	2 218	1 924
academic title of associate professor	2 466	5 345	5 235	4 697	4 837
In addition, staff working on a full-time part-time basis (external part-time workers)	5 876	6 137	6 729	7 173	7 888

Continuation

	Women				
	2019/2020	2020/2021	2021/2022	2022/2023	2023/2024
Main staff, Total	24 611	23 362	23 851	23 915	24 669
From the main staff personnel have:					
academic master's degree	9 416	9 527	10 172	10 459	1 379
Doctor of Philosophy degree (PhD)	1 506	1 676	1 972	2 242	2 559
doctoral degree in profile	122	68	83	143	80
scientific degree of candidate of sciences	1 310	7 179	7 046	6 602	6 819
academic title of professor	7 838	822	929	911	835
academic title of associate professor	856	3 070	3 027	2 776	2 957
In addition, staff working on a full-time part-time basis (external part-time workers)	3 191	3 924	4 200	4 471	4 671

5.49 Number of teaching staff by academic degree and title in organizations of higher and (or) postgraduate education

the beginning of the school year, person

	Candidates of Sciences									
	men					women				
	2019/ 2020	2020/ 2021	2021/ 2022	2022/ 2023	2023/ 2024	2019/ 2020	2020/ 2021	2021/ 2022	2022/ 2023	2023/ 2024
Republic of Kazakhstan	4 885	4 335	4 070	3 854	3 685	7 838	7 179	7 046	6 602	6 819
Abay	138	125	111	83	123	326	286	251	162	234
Akmola	128	130	111	110	96	130	115	107	103	114
Aktobe	187	180	151	137	125	313	302	252	255	239
Almaty	19	22	14	14	12	20	24	19	19	13
Atyrau	62	49	49	35	33	131	119	111	79	100
Batys Kazakhstan	186	181	165	171	175	220	228	205	203	202
Zhambyl	185	145	131	133	107	196	185	180	174	163
Zhetisu	46	33	27	27	25	84	67	66	59	61
Karagandy	399	347	306	313	280	601	546	527	519	525
Kostanay	176	163	166	144	138	216	216	186	167	183
Kyzylorda	119	131	97	116	122	156	149	138	166	168
Mangystau	63	15	24	18	29	141	9	84	63	86
Pavlodar	174	165	151	149	141	232	217	194	180	162
Soltustik Kazakhstan	51	42	40	41	43	80	77	71	67	64
Turkistan	178	160	165	108	95	218	196	206	176	157
Ulytau	17	18	15	11	14	16	14	10	10	10
Shygys Kazakhstan	86	79	65	63	52	165	186	181	180	170
Astana city	484	456	416	443	433	1 031	1 034	975	924	963
Almaty city	1 602	1 346	1 376	1 287	1 108	2 691	2 374	2 563	2 419	2 490
Shymkent city	585	548	490	451	534	871	835	720	677	715

Continuation

	Associate professors									
	men					women				
	2019/ 2020	2020/ 2021	2021/ 2022	2022/ 2023	2023/ 2024	2019/ 2020	2020/ 2021	2021/ 2022	2022/ 2023	2023/ 2024
Republic of Kazakhstan	2 685	2 275	2 208	1 921	1 880	3 191	3 070	3 027	2 776	2 957
Abay	66	49	43	21	38	95	90	96	57	93
Akmola	45	41	38	39	37	51	47	44	44	50
Aktobe	113	88	113	70	63	144	159	180	162	183
Almaty	3	5	5	5	7	4	6	7	7	6
Atyrau	25	21	17	9	9	61	66	48	29	33
Batys Kazakhstan	76	93	95	80	95	77	87	82	71	62
Zhambyl	93	76	70	58	64	72	58	61	57	55
Zhetisu	19	-	8	9	13	31	28	29	27	29
Karagandy	203	182	164	159	158	309	290	251	248	249
Kostanay	69	60	53	57	58	81	78	67	59	85

Continuation

	Associate professors									
	men					women				
	2019/ 2020	2020/ 2021	2021/ 2022	2022/ 2023	2023/ 2024	2019/ 2020	2020/ 2021	2021/ 2022	2022/ 2023	2023/ 2024
Kyzylorda	21	45	27	32	30	22	33	31	31	35
Mangystau	15	4	10	9	9	37	6	22	24	23
Pavlodar	102	100	94	89	86	116	136	123	111	98
Soltustik Kazakhstan	13	10	14	15	15	25	21	19	18	17
Turkistan	92	62	89	36	53	71	92	101	59	69
Ulytau	8	11	-	5	6	8	8	-	4	4
Shygys Kazakhstan	43	39	36	36	28	47	47	65	66	84
Astana city	390	422	443	317	292	409	438	465	464	450
Almaty city	989	726	675	685	575	1 179	1 048	1 059	951	1 038
Shymkent city	300	241	214	190	244	352	340	277	287	294

Continuation

	Doctors of Sciences									
	men					women				
	2019/ 2020	2020/ 2021	2021/ 2022	2022/ 2023	2023/ 2024	2019/ 2020	2020/ 2021	2021/ 2022	2022/ 2023	2023/ 2024
Republic of Kazakhstan	1 964	1 695	1 431	1 419	1 446	1 310	1 257	1 218	1 237	1 298
Abay	42	35	27	54	31	25	24	25	103	24
Akmola	38	37	31	29	29	12	11	11	13	13
Aktobe	55	38	34	31	33	34	25	28	22	18
Almaty	4	3	7	7	8	2	4	4	4	3
Atyrau	27	27	17	13	15	13	12	17	8	11
Batys Kazakhstan	42	40	37	37	43	22	20	18	19	21
Zhambyl	48	43	43	37	30	7	6	7	10	6
Zhetisu	19	14	10	9	9	9	7	5	4	4
Karagandy	144	132	123	111	107	89	91	90	86	84
Kostanay	36	33	32	34	30	15	18	13	19	18
Kyzylorda	16	27	28	21	25	3	6	9	10	8
Mangystau	13	6	6	1	4	9	-	1	0	3
Pavlodar	40	42	42	36	30	26	26	23	22	29
Soltustik Kazakhstan	10	5	6	7	10	7	5	4	4	4
Turkistan	58	63	57	45	35	27	20	15	10	8
Ulytau	3	4	3	2	2	1	1	1	1	2
Shygys Kazakhstan	17	27	20	20	21	15	16	17	17	19
Astana city	279	242	198	189	187	229	205	220	221	211
Almaty city	923	746	590	620	683	707	696	655	612	770
Shymkent city	150	131	120	116	114	58	64	55	52	42

Continuation

	Professors									
	men					women				
	2019/ 2020	2020/ 2021	2021/ 2022	2022/ 2023	2023/ 2024	2019/ 2020	2020/ 2021	2021/ 2022	2022/ 2023	2023/ 2024
Republic of Kazakhstan	1 610	1 458	1 436	1 307	1 089	856	822	929	911	835
Abay	21	18	16	28	19	15	14	16	41	16
Akmola	26	27	21	21	19	5	4	4	5	6
Aktobe	54	44	46	35	37	32	19	34	23	33
Almaty	2	-	3	3	5	-	-	-	-	-
Atyrau	31	21	20	11	13	25	18	28	13	21
Batys Kazakhstan	38	44	31	33	33	13	19	21	11	14
Zhambyl	38	34	33	31	26	1	1	1	1	1
Zhetisu	15	12	10	9	8	5	5	3	2	2
Karagandy	120	109	98	93	83	58	62	62	63	65
Kostanay	17	16	12	13	24	7	6	6	8	15
Kyzylorda	6	22	22	14	18	7	3	6	6	7
Mangystau	10	3	8	8	5	6	-	2	3	3
Pavlodar	37	36	40	33	32	17	19	19	16	16
Soltustik Kazakhstan	3	7	7	7	7	-	3	4	3	4
Turkistan	42	42	51	39	37	14	12	14	11	10
Ulytau	3	3	3	2	2	1	1	1	1	1
Shygys Kazakhstan	9	14	14	14	11	3	5	7	9	5
Astana city	256	260	242	194	185	150	152	159	188	178
Almaty city	745	627	654	614	402	435	422	481	441	374
Shymkent city	137	119	105	105	123	62	57	61	66	64

5.50 Number of teaching staff by age in organizations of higher and (or) postgraduate education

	the beginning of the school year					
	2019/2020	2020/2021	2021/2022	2022/2023	2023/2024	
Total	38 470	36 307	36 378	36 404	37 391	
men	13 859	12 945	12 527	12 489	12 722	
including						
up to 30 years old	1 665	1 601	1 420	1 477	1 444	
30-39 years old	3 153	2 945	2 770	2 751	2 915	
40-62 years old	5 701	5 479	5 448	5 374	5 584	
63 years and older	3 340	2 920	2 889	2 887	2 779	
women	24 611	23 362	23 851	23 915	24 669	
including						
up to 30 years old	3 332	2 900	2 669	2 678	2 695	
30-39 years old	6 903	6 322	6 309	6 135	5 990	
40-57 years old	10 693	10 584	10 920	10 913	11 461	
58 years and older	3 683	3 556	3 953	4 189	4 523	

5.51 Characteristics of the material and technical base in organizations of higher and (or) postgraduate education

	the beginning of the school year					
	2019/2020	2020/2021	2021/2022	2022/2023	2023/2024	
Number of computers used in the educational process, units	78 223	81 541	81 606	82 121	82 931	
of them have access to the Internet, units	70 357	76 350	75 929	77 090	78 710	
percentages	89,9	93,6	93,0	93,9	94,9	
Interactive equipment, sets	6 069	6 131	6 062	6 213	6 975	

5.52 Material and technical base in organizations of higher and (or) postgraduate education

	the beginning of the school year, units									
	Number of computers used in the educational process					Of them have access to the internet				
	2019/2020	2020/2021	2021/2022	2022/2023	2023/2024	2019/2020	2020/2021	2021/2022	2022/2023	2023/2024
Republic of Kazakhstan	78 223	81 541	81 606	82 121	82 931	70 357	76 350	75 929	77 090	78 710
Abay	3 461	3 251	3 121	2 965	2 985	2 210	2 161	2 221	2 065	2 085
Akmola	1 254	1 785	1 234	1 258	1 487	1 254	1 785	1 234	1 258	1 487
Aktobe	3 479	3 569	3 489	4 298	4 341	3 021	3 141	3 098	3 765	3 815
Almaty	500	50	600	600	680	500	500	600	600	680
Atyrau	723	713	677	894	964	723	698	677	797	964
Batys Kazakhstan	2 398	2 518	2 440	2 332	2 490	2 396	2 516	2 024	2 332	2 490
Zhambyl	1 249	1 484	3 032	607	637	1 240	1 460	2 728	585	613
Zhetisu	1 236	1 236	1 098	1 100	1 100	1 236	1 236	1 098	1 100	1 100
Karagandy	8 184	7 255	6 935	8 197	7 853	7 980	7 150	6 838	8 083	7 761
Kostanay	4 209	4 239	4 232	3 336	3 425	4 054	4 197	4 198	3 291	3 384
Kyzylorda	1 459	1 786	1 718	1 782	2 050	1 163	1 740	1 718	1 782	2 050
Mangystau	792	93	120	1 133	1 214	792	93	120	1 133	1 214
Pavlodar	1 479	1 316	1 339	1 294	1 580	1 422	1 316	1 339	1 294	1 580
Soltustik Kazakhstan	1 896	1 896	2 017	2 201	2 289	1 209	1 209	1 248	1 276	1 294
Turkistan	1 819	2 079	1 960	1 507	1 888	1 819	2 079	1 960	1 507	1 888
Ulytau	218	324	324	324	324	218	324	324	324	324
Shygys Kazakhstan	1 955	2 087	1 633	1 633	1 536	1 955	2 027	1 573	1 573	1 536
Astana city	12 063	12 463	13 086	13 991	14 866	10 032	12 134	12 721	13 304	14 685
Almaty city	23 768	26 742	26 700	26 182	25 488	21 193	24 457	24 630	24 621	24 068
Shymkent city	6 081	6 205	5 851	6 487	5 734	5 940	6 127	5 580	6 400	5 692

5.53 Activities of libraries in organizations of higher and (or) postgraduate education

the beginning of the school year

	Number of educational institutions with a library (including branches)	Library fund, copies	Annual book arrivals, copies	Number of readers	Number of visits per year, units	Number of books given out per year
2019/2020	129	76 446 462	1 187 375	622 284	19 292 217	42 409 423
2020/2021	125	74 749 497	1 145 233	593 219	17 038 036	29 320 759
2021/2022	119	71 483 009	930 885	556 728	11 101 153	19 489 276
2022/2023	116	69 309 915	687 336	561 646	11 286 685	19 091 665
2023/2024	115	68 161 079	472 550	581 126	13 293 292	18 353 333

5.54 Information about the area in organizations of higher and (or) postgraduate education

the beginning of the school year

	Total building area, sq.m	Including		Total area of educational and laboratory buildings, sq.m	Gym area, sq.m	Assembly hall area, sq.m	Dormitories area, sq.m	Design capacity of the canteen (seating seats)
		own	rented					
2019/2020	6 073 115	5 809 935	263 180	2 892 149	359 908	102 425	1 545 954	66 644
2020/2021	6 105 247	5 814 165	291 082	2 771 786	343 325	106 226	1 531 101	66 886
2021/2022	6 709 418	5 593 484	1 115 934	2 665 193	388 221	101 219	1 472 043	61 203
2022/2023	6 641 886	6 132 826	509 060	2 674 059	402 179	89 710	1 481 821	58 058
2023/2024	6560 276	5449 083	1111 193	2 781 516	392 985	88 787	1517 661	54 124

6. Education level coverage

6.1 Gross enrollment ratio of children in pre-school education and training

	in percentages				
	2019	2020	2021	2022	2023
Republic of Kazakhstan	53,11	51,83	52,83	46,69	40,79
including:					
urban area	52,80	50,31	50,97	41,78	36,60
rural area	53,53	53,97	55,46	54,83	47,76

6.2 Gross enrollment ratio of children in pre-school education and training

	in percentages				
	2019	2020	2021	2022	2023
Republic of Kazakhstan	53,11	51,83	52,83	46,69	40,79
Abay	-	-	-	50,82	44,78
Akmola	68,03	65,14	68,19	58,45	52,88
Aktobe	53,81	50,73	50,23	44,76	39,98
Almaty	44,80	45,70	51,95	56,72	49,68
Atyrau	50,63	48,93	45,95	44,06	37,72
Batys Kazakhstan	55,57	54,32	56,76	54,41	48,25
Zhambyl	48,28	48,79	48,32	44,25	39,45
Zhetisu	-	-	-	43,50	39,91
Karagandy	52,52	48,66	47,45	42,39	36,63
Kostanay	64,48	63,00	61,13	50,86	45,37
Kyzylorda	54,61	53,28	53,05	47,32	41,47
Mangystau	46,74	45,26	46,68	40,63	36,08
Pavlodar	64,70	60,61	62,64	53,75	47,57
Soltustik Kazakhstan	62,86	60,39	60,66	55,41	47,81
Turkistan	61,15	63,72	64,39	59,59	50,86
Ulytau	-	-	-	42,67	36,07
Shygys Kazakhstan	63,62	61,89	61,22	56,70	50,00
Astana city	41,18	39,16	38,49	33,64	29,11
Almaty city	48,20	43,49	46,98	33,04	29,97
Shymkent city	50,31	48,87	48,34	39,97	32,88

6.3 Net enrollment ratio in primary education (children aged 7-10)

	in percentages				
	2019	2020	2021	2022	2023
Republic of Kazakhstan	99,64	99,76	99,88	99,62	99,64
including:					
girls	99,43	99,63	99,90	99,55	99,64
boys	99,83	99,89	99,99	99,69	99,64

6.4 Net enrollment ratio in primary education (children aged 7-10)

	in percentages				
	2019	2020	2021	2022	2023
Republic of Kazakhstan	99,64	99,76	99,88	99,62	99,64
Abay	-	-	-	99,46	99,27
Akmola	100,91	101,56	101,59	99,54	99,78
Aktobe	99,56	99,62	99,59	99,40	99,24
Almaty	100,12	100,39	100,74	101,79	102,45
Atyrau	99,44	99,84	99,56	99,52	99,29
Batys Kazakhstan	99,68	99,64	99,42	99,48	99,42
Zhambyl	98,66	98,82	98,82	98,23	98,05
Zhetisu	-	-	-	98,61	98,53
Karagandy	99,35	99,47	99,35	99,36	99,29
Kostanay	99,67	99,71	99,65	99,01	98,57

	Continuation				
	2019	2020	2021	2022	2023
Kyzylorda	98,94	99,04	99,00	99,04	98,95
Mangystau	100,04	99,87	100,06	99,83	100,17
Pavlodar	99,62	99,63	99,75	99,65	99,35
Soltustik Kazakhstan	99,15	99,31	99,45	99,74	99,59
Turkistan	99,20	99,55	99,38	98,53	98,33
Ulytau	-	-	-	99,32	98,93
Shygys Kazakhstan	99,05	99,21	99,11	99,29	99,10
Astana city	99,07	99,23	99,14	99,30	99,86
Almaty city	99,73	100,00	99,50	98,83	98,95
Shymkent city	99,52	99,56	99,98	97,83	98,00

6.5 Adjusted net enrollment ratio in primary education (children aged 7-10)

	in percentages				
	2019	2020	2021	2022	2023
Republic of Kazakhstan	99,84	99,91	100,02	99,98	99,98
including:					
girls	99,68	99,81	100,06	99,94	100,01
boys	99,99	99,99	99,99	100,01	99,96

6.6 Gross enrollment ratio in secondary education

	in percentages				
	2019	2020	2021	2022	2023
Republic of Kazakhstan	104,60	105,42	104,43	101,04	102,25
Abay	-	-	-	97,17	97,06
Akmola	107,61	110,67	112,16	102,63	104,22
Aktobe	105,67	105,60	104,32	99,87	100,73
Almaty	105,50	108,48	108,73	103,89	105,43
Atyrau	105,36	105,38	103,20	101,51	101,72
Batys Kazakhstan	106,26	105,49	103,89	102,22	103,12
Zhambyl	99,52	99,65	97,54	94,34	93,82
Zhetisu	-	-	-	95,92	95,17
Karagandy	98,97	99,66	98,39	98,60	99,50
Kostanay	92,89	94,98	94,32	94,52	96,28
Kyzylorda	99,64	100,12	98,18	98,44	99,57
Mangystau	109,12	109,34	109,37	107,10	108,04
Pavlodar	101,46	102,75	101,91	99,41	104,22
Soltustik Kazakhstan	92,72	93,44	92,62	95,89	97,53
Turkistan	100,76	100,81	99,08	97,04	96,91
Ulytau	-	-	-	97,47	99,13
Shygys Kazakhstan	97,52	97,44	96,05	95,62	96,93
Astana city	114,31	114,19	113,06	109,72	114,58
Almaty city	125,57	123,99	122,11	108,90	110,53
Shymkent city	108,40	111,06	110,91	107,25	108,56

7. Financial and economic activity of educational organizations

7.1 Indicators of financial and economic activities of educational organizations

	thousand tenge				
	Current incomes	Current expenses	Transfers received for capital expenditures	Expenses for capital repairs	Expenses for the acquisition of fixed assets
2019					
Republic of Kazakhstan	2 401 938 953	2 413 061 564	71 887 359	25 028 521	34 566 295
Abay	83 232 139	79 272 820	1 508 640	716 809	1 110 176
Akmola	93 062 285	90 380 028	343 633	809 106	1 162 284
Aktobe	106 482 487	105 628 654	1 517 350	460 268	1 022 925
Almaty	115 510 902	113 467 158	140 552	1 869 249	1 315 064
Atyrau	91 169 720	95 958 741	844 956	2 707 324	1 735 705
Batys Kazakhstan	90 153 975	87 966 296	646 171	427 546	672 138
Zhambyl	133 018 058	132 561 245	803 024	329 426	908 305
Zhetisu	82 396 225	81 441 085	1 978 403	2 266 606	909 053
Karagandy	131 133 227	129 166 716	2 856 051	1 889 573	2 783 032
Kostanay	87 929 222	87 852 838	3 435 451	2 304 893	1 377 705
Kyzylorda	112 418 731	111 865 262	264 685	181 310	300 644
Mangystau	73 672 505	72 825 677	128 698	53 257	423 499
Pavlodar	86 743 726	85 223 335	911 566	553 597	915 377
Soltustik Kazakhstan	71 344 442	69 205 008	2 716 737	4 417 730	903 236
Turkistan	237 066 208	236 872 641	5 243 393	1 387 872	4 294 139
Ulytau	21 446 857	21 623 622	1 159 267	370 919	819 969
Shygys Kazakhstan	80 101 180	79 019 771	1 279 595	211 486	1 531 852
Astana city	260 197 960	300 974 630	41 403 999	1 487 809	3 319 689
Almaty city	324 036 023	314 235 004	2 309 776	1 495 219	6 709 810
Shymkent city	120 823 081	117 521 033	2 395 412	1 088 522	2 351 693
2020					
Republic of Kazakhstan	2 920 863 389	2 902 183 079	97 175 122	56 603 571	60 871 342
Abay	96 074 172	93 642 007	3 326 294	2 508 352	1 395 448
Akmola	123 640 722	118 187 630	2 313 564	4 090 829	2 698 760
Aktobe	134 160 685	130 077 249	5 786 171	3 446 173	4 130 226
Almaty	162 922 432	158 640 589	602 283	1 354 988	2 347 037
Atyrau	100 361 164	104 157 260	1 315 313	1 583 588	2 341 834
Batys Kazakhstan	107 822 263	104 948 757	6 812 108	6 135 720	2 597 925
Zhambyl	167 949 900	166 325 400	2 713 161	2 633 792	1 368 534
Zhetisu	93 416 813	93 327 987	4 879 196	2 692 944	2 727 824
Karagandy	157 262 361	151 583 533	7 424 571	6 019 158	5 411 684
Kostanay	103 874 514	104 458 066	7 070 594	5 439 133	1 746 444
Kyzylorda	148 051 148	145 458 337	1 845 258	2 128 577	1 494 148
Mangystau	92 569 835	90 815 902	675 203	1 187 703	956 858
Pavlodar	107 715 554	105 528 550	2 787 980	2 281 947	1 663 286
Soltustik Kazakhstan	88 434 747	86 827 153	4 089 814	4 074 084	3 452 535
Turkistan	314 349 572	312 368 087	6 127 376	901 335	6 856 756
Ulytau	27 001 424	26 548 049	1 893 728	1 862 747	492 180
Shygys Kazakhstan	100 709 146	99 600 840	2 752 821	1 526 996	1 531 645
Astana city	276 149 680	302 533 329	25 709 978	1 937 865	5 708 200
Almaty city	363 879 851	358 648 738	3 121 894	1 901 366	6 377 371
Shymkent city	154 517 406	148 505 616	5 927 815	2 896 274	5 572 647
2021					
Republic of Kazakhstan	3 693 861 380	3 661 823 056	75 848 746	29 371 924	78 808 542
Abay	114 989 308	113 398 731	2 093 629	826 097	2 129 950
Akmola	153 882 234	147 342 000	1 109 011	2 786 526	3 963 243
Aktobe	164 707 300	167 937 774	4 301 928	1 236 393	3 542 023
Almaty	212 356 488	201 411 130	179 038	1 518 813	8 318 996
Atyrau	128 902 251	123 275 066	312 772	696 353	1 993 976
Batys Kazakhstan	136 196 511	129 804 125	1 740 113	553 091	2 190 577
Zhambyl	218 727 305	216 073 405	1 406 849	153 578	2 338 944
Zhetisu	121 498 513	121 530 054	2 236 848	691 225	1 869 754

Continuation

	Current incomes	Current expenses	Transfers received for capital expenditures	Expenses for capital repairs	Expenses for the acquisition of fixed assets
Karagandy	192 368 349	187 504 340	3 213 205	2 050 481	4 983 672
Kostanay	135 672 913	135 377 944	6 390 239	4 152 686	2 948 348
Kyzylorda	186 368 331	183 363 807	802 030	803 919	881 452
Mangystau	120 245 932	117 451 127	87 099	273 833	1 177 738
Pavlodar	133 677 402	130 526 775	6 034 128	5 282 880	2 737 586
Soltustik Kazakhstan	109 570 677	105 423 902	4 603 605	3 956 107	4 930 919
Turkistan	397 256 395	395 792 669	5 563 622	122 347	6 675 042
Ulytau	33 415 677	33 501 152	554 408	278 360	272 544
Shygys Kazakhstan	120 753 406	119 777 128	1 570 443	471 108	1 568 744
Astana city	349 295 050	394 403 451	24 627 726	402 711	15 158 248
Almaty city	459 342 004	437 147 494	4 770 620	1 828 672	5 013 684
Shymkent city	204 635 334	200 780 982	4 251 433	1 286 744	6 113 102
2022					
Republic of Kazakhstan	4 598 125 014	4 589 996 622	55 787 369	52 537 176	60 578 030
Abay	137 877 983	135 552 521	969 281	1 006 551	1 114 228
Akmola	177 064 880	174 108 146	915 365	1 162 210	2 282 301
Aktobe	203 141 605	205 817 860	4 523 573	1 890 161	1 972 605
Almaty	275 562 056	272 914 067	2 714 472	2 859 094	1 666 366
Atyrau	160 428 756	152 605 460	176 051	1 830 512	1 671 193
Batys Kazakhstan	167 992 206	158 586 075	2 751 013	2 542 939	3 621 005
Zhambyl	264 048 641	263 703 068	2 966 923	569 610	1 220 198
Zhetisu	145 282 228	145 462 766	2 918 384	1 358 857	2 344 126
Karagandy	236 449 621	232 081 637	4 319 594	2 228 394	4 403 789
Kostanay	166 278 021	165 516 942	4 521 411	4 365 780	1 409 025
Kyzylorda	227 821 366	223 681 299	2 804 856	2 147 206	1 579 776
Mangystau	154 671 694	148 446 964	151 586	2 197 195	946 802
Pavlodar	160 661 296	158 388 813	6 273 473	5 987 104	1 862 129
Soltustik Kazakhstan	125 569 271	124 327 880	3 694 653	2 013 508	2 346 711
Turkistan	508 614 363	506 146 480	3 266 200	1 263 056	4 831 757
Ulytau	40 298 441	40 202 699	1 082 369	753 679	466 083
Shygys Kazakhstan	144 694 530	143 690 418	1 212 548	544 950	940 019
Astana city	459 630 943	509 822 624	3 178 915	1 786 854	11 545 361
Almaty city	588 886 105	582 752 142	3 957 939	15 128 942	9 053 542
Shymkent city	253 151 008	246 188 761	3 388 763	900 574	5 301 014
2023					
Republic of Kazakhstan	5 723 754 575	5 545 994 036	70 568 118	50 472 236	108 100 373
Abay	163 748 556	159 997 807	2 490 789	1 331 155	2 265 878
Akmola	224 817 734	215 264 658	2 927 730	3 533 599	3 981 251
Aktobe	252 649 772	246 384 495	6 311 657	3 656 688	4 133 282
Almaty	326 346 245	313 577 125	1 284 814	4 774 456	7 627 318
Atyrau	197 928 518	193 607 399	1 739 297	4 663 236	2 694 513
Batys Kazakhstan	197 183 498	187 510 987	1 059 098	753 852	3 510 450
Zhambyl	309 948 959	303 263 115	1 815 438	2 962 534	2 300 700
Zhetisu	172 481 498	171 804 723	5 329 214	2 373 490	4 599 778
Karagandy	279 991 261	274 160 346	4 446 268	1 638 391	7 235 753
Kostanay	195 168 965	193 478 898	5 552 125	3 119 163	2 977 755
Kyzylorda	266 811 264	264 021 083	1 095 620	59 333	1 262 749
Mangystau	191 249 834	187 063 348	1 793 649	772 994	2 408 648
Pavlodar	187 061 809	184 534 781	4 729 379	5 117 113	1 713 055
Soltustik Kazakhstan	154 755 417	146 209 184	7 058 537	3 883 623	6 429 437
Turkistan	589 948 334	585 207 461	5 446 651	375 120	9 336 729
Ulytau	50 900 327	49 542 626	277 732	542 991	805 702
Shygys Kazakhstan	173 775 028	171 685 732	1 296 088	550 727	1 600 566
Astana city	616 899 089	603 654 258	3 888 356	1 724 196	20 651 115
Almaty city	823 661 642	762 973 152	8 900 044	4 581 868	17 127 050
Shymkent city	348 426 825	332 052 858	3 125 632	4 057 707	5 438 644

7.2 Income and expenses by education levels

thousand tenge

	Current incomes	Current expenses	Transfers received for capital expenditures	Expenses for capital repairs	Expenses for the acquisition of fixed assets
2019					
Total by type of education activity	2 401 938 953	2 413 061 564	71 887 359	25 028 521	34 566 295
Preschool (preprimary) education	330 761 235	330 297 411	1 494 850	1 612 398	1 445 790
Primary education (first stage)	16 207 261	16 380 940	159 036	1 230	324 123
Basic and General secondary education	1 226 790 375	1 220 382 106	23 620 053	18 484 734	17 371 060
Technical and vocational secondary education	198 641 150	194 987 959	3 779 579	2 051 898	3 456 103
Higher education	391 410 328	421 733 204	41 120 170	1 837 626	9 149 010
Other types of education	221 235 304	212 112 283	1 706 470	1 029 846	2 769 421
Ancillary educational services	16 893 300	17 167 661	7 201	10 789	50 788
2020					
Total by type of education activity	2 920 860 347	2 902 181 020	97 175 122	56 603 571	60 871 342
Preschool (preprimary) education	346 335 281	343 835 329	4 210 406	4 910 288	1 612 225
Primary education (first stage)	21 714 046	21 615 484	148 485	4 584	267 846
Basic and General secondary education	1 658 837 682	1 641 503 981	51 621 895	40 651 383	31 947 728
Technical and vocational secondary education	241 081 822	232 402 146	12 311 481	5 376 055	15 295 246
Higher education	416 744 256	428 859 784	24 668 505	2 461 132	6 852 064
Other types of education	221 188 802	219 279 392	4 006 723	3 004 000	4 654 001
Ancillary educational services	14 958 458	14 684 904	207 627	196 129	242 232
2021					
Total by type of education activity	3 693 861 380	3 661 823 056	75 848 746	29 371 924	78 808 542
Preschool (preprimary) education	458 169 483	448 281 920	1 118 234	1 179 087	2 684 417
Primary education (first stage)	35 398 517	33 858 851	273 810	26 801	524 800
Basic and General secondary education	2 140 187 790	2 110 134 866	35 982 266	22 354 046	45 996 840
Technical and vocational secondary education	272 098 875	262 159 993	8 951 856	17 215 055	15 728 904
Higher education	499 890 104	532 455 069	27 291 821	3 326 360	10 988 449
Other types of education	266 850 915	254 935 066	2 215 048	764 125	2 841 592
Ancillary educational services	21 265 696	19 997 291	15 711		43 540
2022					
Total by type of education activity	4 598 125 014	4 589 996 622	55 787 369	52 537 176	60 578 030
Preschool (preprimary) education	580 143 471	569 025 722	2 237 185	2 326 534	2 839 950
Primary education (first stage)	55 293 420	53 944 612	297 644	882 006	1 065 636
Basic and General secondary education	679 541 955	2 662 065 387	40 365 768	31 325 205	29 281 325
Technical and vocational secondary education	302 742 713	297 293 708	3 749 884	2 350 391	5 135 655
Higher education	598 983 099	640 309 147	5 135 691	14 031 220	18 891 373
Other types of education	344 183 471	331 350 071	3 962 015	1 556 089	3 250 884
Ancillary educational services	36 897 950	35 735 929	39 182	-	113 207
2023					
Total by type of education activity	5 723 754 575	5 545 994 036	70 568 118	50 472 236	108 100 373
Preschool (preprimary) education	815 316 776	746 188 830	5 228 475	4 844 219	6 258 693
Primary education (first stage)	78 809 435	74 506 731	65 695	344 143	1 248 570
Basic and General secondary education	3 189 104 600	3 132 400 413	46 683 831	36 745 565	63 466 741
Technical and vocational secondary education	372 580 324	365 456 575	2 591 079	2 542 836	5 401 593
Higher education	758 404 692	738 747 813	7 358 768	4 248 947	25 233 286
Other types of education	468 479 365	452 316 034	8 586 975	1 666 734	5 723 113
Ancillary educational services	40 628 518	35 961 896	53 295	37 483	757 595

8. On the volume of services rendered by educational organizations

8.1 Volume of services provided by educational organizations, Total

	2019				2020				thousand tenge
	for the reporting period, total		including at the expense of funds		for the reporting period, total		including at the expense of funds		
			budget	population	enterprises		budget	population	
Republic of Kazakhstan	2 356 499 790	1 931 162 385	334 214 661	91 122 744	2 900 752 978	2 538 646 585	303 674 883	58 431 511	
Abay	72 195 646	64 605 136	7 132 134	458 376	87 962 255	80 778 502	7 022 740	161 013	
Akmola	85 438 605	77 373 867	7 501 329	563 409	117 016 030	106 303 940	10 393 784	318 306	
Aktobe	105 468 708	90 795 006	12 780 898	1 892 804	131 284 898	118 479 211	11 100 739	1 704 948	
Almaty	118 158 961	107 482 047	9 758 595	918 319	156 788 861	148 751 806	7 391 881	645 174	
Atyrau	86 791 447	64 776 139	8 173 800	13 841 508	97 295 039	83 565 148	6 874 192	6 855 699	
Batys Kazakhstan	84 778 040	71 335 748	10 159 081	3 283 211	101 828 595	90 979 730	8 660 645	2 188 221	
Zhambyl	125 241 742	113 763 545	11 094 303	383 894	159 363 641	149 910 589	9 194 485	258 566	
Zhetisu	74 505 875	68 428 324	5 333 711	743 840	96 537 375	92 463 196	3 578 132	496 047	
Karagandy	128 583 370	105 710 674	18 067 619	4 805 077	159 229 001	140 415 665	15 564 010	3 249 325	
Kostanay	87 931 245	79 339 473	7 480 251	1 111 520	107 301 979	99 537 941	6 907 209	856 829	
Kyzylorda	109 652 994	101 806 134	7 372 555	474 304	147 790 250	142 019 195	5 327 731	443 325	
Mangystau	77 997 559	67 326 926	7 322 498	3 348 136	98 759 520	91 105 938	5 614 627	2 038 955	
Pavlodar	84 062 757	74 938 092	7 922 196	1 202 469	104 915 522	97 040 374	7 016 730	858 418	
Soltustik Kazakhstan	68 703 367	64 532 322	3 676 805	494 240	88 222 242	84 532 273	3 132 395	557 574	
Turkistan	232 844 537	221 191 871	11 149 277	503 389	312 675 361	306 373 830	6 180 766	120 765	
Ulytau	22 043 866	20 203 532	1 404 070	436 264	26 755 016	25 331 947	955 884	467 185	
Shygyys Kazakhstan	79 201 996	70 154 926	7 913 205	1 133 865	100 408 932	92 907 833	6 475 609	1 025 490	
Astana city	272 726 477	183 068 978	54 998 422	34 659 078	274 445 375	207 119 777	50 649 650	16 675 948	
Almaty city	322 706 581	194 580 639	110 043 664	18 082 278	378 897 493	254 302 101	107 269 721	17 325 671	
Shymkent city	117 466 018	89 749 008	24 930 248	2 786 762	153 275 595	126 727 589	24 363 954	2 184 052	

	2023			
	for the reporting period, Total	including at the expense of funds		
		budget	population	enterprises
Mangystau	204 929 653	184 362 111	13 660 846	6 906 696
Pavlodar	182 668 251	170 709 853	10 309 204	1 649 194
Soltustik Kazakhstan	156 957 679	151 280 802	5 120 712	556 165
Turkistan	586 034 239	564 225 524	20 199 234	1 609 481
Ulytau	48 614 125	45 764 027	1 937 324	912 774
Shygyz Kazakhstan	169 742 281	156 751 815	11 829 533	1 160 933
Astana city	497 743 537	365 093 481	104 964 853	27 685 703
Almaty city	705 605 857	473 350 427	206 372 670	25 882 760
Shymkent city	305 279 444	256 982 120	45 091 870	3 205 454

8.2 Volume of services provided by educational organizations by all levels of education

	thousand tenge			
	For the reporting period, Total	Including at the expense of funds		
		budget	population	enterprises
2019				
Services provided, Total	2 356 499 790	1 931 162 385	334 214 661	91 122 744
Provided services for the main activity, Total	2 341 170 274	1 921 064 675	331 334 603	88 770 996
Services in the field of early childhood education and training	374 560 635	292 193 411	81 032 478	1 334 745
Services in the field of primary education	190 078 006	180 999 080	8 636 743	442 183
Services in the field of basic and general secondary education	981 322 685	939 755 214	36 354 314	5 213 158
Services in the field of technical and vocational secondary education	202 676 187	168 223 846	32 337 809	2 114 532
Services in the field of Post-Secondary education	97 476	49 645	41 638	6 193
Services in the field of higher education	337 207 201	189 159 312	137 879 278	10 168 611
Services in the field of sports education and education of specialists in the organization of leisure	60 359 425	59 130 263	697 331	531 831
Cultural education services	33 062 595	29 411 222	3 567 224	84 149
Services of driver training schools	2 751 289	231 894	1 821 419	697 976
Other educational services not included in other categories	129 436 145	46 762 349	19 173 398	63 500 398
Educational auxiliary services	29 618 630	15 148 441	9 792 970	4 677 220
Secondary activity services rendered, Total	15 329 516	10 097 710	2 880 058	2 351 748
2020				
Services provided, Total	2 900 751 222	2 538 644 828	303 674 883	58 431 511
Provided services for the main activity, Total	2 886 093 509	2 527 390 032	301 929 353	56 774 124
Services in the field of early childhood education and training	395 954 342	349 799 804	45 264 839	889 700
Services in the field of primary education	274 659 529	265 239 340	9 246 974	173 215
Services in the field of basic and general secondary education	1 351 339 011	1 306 631 000	40 064 379	4 643 633
Services in the field of technical and vocational secondary education	245 521 282	213 822 674	30 244 686	1 453 922
Services in the field of Post-Secondary education	83 843	15 875	66 469	1 499
Services in the field of higher education	374 133 168	215 600 825	148 152 881	10 379 462
Services in the field of sports education and education of specialists in the organization of leisure	72 900 713	72 293 325	481 113	126 276
Cultural education services	42 412 956	38 804 941	3 564 206	43 809
Services of driver training schools	1 964 467	198 549	1 259 467	506 452
Other educational services not included in other categories	103 093 235	52 848 145	15 241 031	35 004 059
Educational auxiliary services	24 030 960	12 135 555	8 343 308	3 552 098
Secondary activity services rendered, Total	14 657 713	11 254 796	1 745 530	1 657 387
2021				
Services provided, Total	3 829 792 177	3 365 581 124	386 459 439	77 751 614
Provided services for the main activity, Total	3 807 898 743	3 347 724 891	384 034 478	76 139 374
Services in the field of early childhood education and training	564 662 815	478 040 790	85 469 612	1 152 413
Services in the field of primary education	387 104 255	373 404 831	13 348 053	351 370
Services in the field of basic and general secondary education	1 846 643 060	1 788 482 168	51 689 057	6 471 835
Services in the field of technical and vocational secondary education	272 557 514	237 048 758	33 438 642	2 070 114
Services in the field of Post-Secondary education	290 723	38 072	248 649	4 002
Services in the field of higher education	434 403 099	266 250 012	156 747 570	11 405 517
Services in the field of sports education and education of specialists in the organization of leisure	86913 995	84 669 292	1 838 684	406 019
Cultural education services	50 714 223	46 887 050	3 762 440	64 733
Services of driver training schools	4 117 077	176943	2854 916	1 085 218
Other educational services not included in other categories	130 850 513	61 873 595	22 760 917	46 216 001

	For the reporting period, Total	Including at the expense of funds		
		budget	population	enterprises
Educational auxiliary services	29 641 470	10 853 380	11 875 937	6 912 152
Secondary activity services rendered, Total	21 893 434	17 856 233	2 424 961	1 612 240
2022				
Services provided, Total	4 531 473 710	3 956 821 279	473 985 649	100 666 782
Provided services for the main activity, Total	4 504 290 293	3 936 881 879	471 040 164	96 368 250
Services in the field of early childhood education and training	661 805 929	552 591 466	107 705 654	1 508 809
Services in the field of primary education	468 963 279	447 859 021	20 287 104	817 154
Services in the field of basic and general secondary education	2 189 979 737	2 112 984 971	69 475 647	7 519 118
Services in the field of technical and vocational secondary education	302 373 093	259 864 986	39 728 570	2 779 538
Services in the field of Post-Secondary education	258 651	89 060	165 550	4 041
Services in the field of higher education	510 036 851	313 962 900	183 463 713	12 610 237
Services in the field of sports education and education of specialists in the organization of leisure	107 446 461	104 978 552	1 708 924	758 984
Cultural education services	65 015 983	60 428 527	4 381 394	206 061
Services of driver training schools	2 867 099	114 299	1 525 818	1 226 982
Other educational services not included in other categories	155 185 301	71 932 721	28 442 496	54 810 083
Educational auxiliary services	40 357 912	12 075 375	14 155 294	14 127 242
Secondary activity services rendered, Total	27 183 417	19 939 400	2 945 485	4 298 532
2023				
Services provided, Total	5 431 829 595	4 722 472 374	596 249 310	113 107 911
Provided services for the main activity, Total	5 392 870 082	4 691 622 516	592 529 022	108 718 544
Services in the field of early childhood education and training	813 205 853	679 284 753	131 138 334	2 782 766
Services in the field of primary education	578 811 905	545 187 672	32 365 642	1 258 591
Services in the field of basic and general secondary education	2 596 119 518	2 475 119 320	107 257 304	13 742 894
Services in the field of technical and vocational secondary education	368 243 783	319 222 156	46 432 985	2 588 642
Services in the field of Post-Secondary education	1 325 242	1 056 584	265 348	3 310
Services in the field of higher education	595 017 028	366 114 045	209 754 089	19 148 894
Services in the field of sports education and education of specialists in the organization of leisure	138 683 212	134 679 509	2 934 375	1 069 328
Cultural education services	77 677 058	72 151 925	5 249 959	275 174
Services of driver training schools	2 319 401	233 711	1 410 662	675 028
Other educational services not included in other categories	176 019 906	83 494 444	38 439 906	54 085 556
Educational auxiliary services	45 447 176	15 078 397	17 280 418	13 088 361
Secondary activity services rendered, Total	38 959 513	30 849 858	3 720 288	4 389 367

Methodological notes

In accordance with the Law of the Republic of Kazakhstan «On Education», educational levels are established: preschool education and training, primary education, basic secondary education, secondary education (general secondary education, technical and vocational education), post-secondary education, higher education and postgraduate education.

Statistical information on pre-school education and training, primary, basic and general secondary education is compiled by the Ministry of Education of the Republic of Kazakhstan.

Preschool education and training - the first level of the continuous education system. General educational curricula of preschool education and training at this level ensure the continuity and continuity of preschool and primary education, taking into account the principle of unity of upbringing and education, development and improvement of children and precede the level of primary education.

Preschool organization - an educational organization that is created to meet the needs and needs of the family in caring for children, their harmonious development based on general cultural, national values, preparing the child for the primary stage of secondary general education, creating the necessary conditions for parents to continue their work and study, active participation in public life.

Preschool education of children is carried out in the family or from one year to admission to the 1st grade in preschool organizations.

Preschool organizations are divided into types: nursery, nursery-kindergarten, kindergarten, mini-center.

The provision of seats for children in preschool organizations (there are children per 100 seats) is determined by the ratio of the number of seats in preschool organizations to the number of children in them.

A general education school - an educational institution that implements general education curricula for primary, basic secondary and general secondary education, as well as curricula for additional education for students and pupils.

The general education school is the main link in the system of continuous education and provides all citizens of Kazakhstan with the opportunity to implement the Law guaranteed by the Government to receive free general secondary education within the Government standards.

General educational organizations carry out the educational process in accordance with the educational programs of three levels of education: primary education (grades 1-4), basic secondary education (grades 5-9), general secondary education (grades 10-11 (12)).

Educational organizations of technical and vocational education (specialized school, college) - organizations that implement professional programs of technical and vocational education aimed at training qualified workers and mid-level specialists in the main areas of socially useful professional activity).

Organizations of higher and (or) postgraduate education - higher educational institutions that implement educational programs of higher and (or) postgraduate education and carry out research activities.

Doctoral studies - postgraduate education, educational programs of which are aimed at training personnel for scientific, pedagogical and (or) professional activities, with the award of the degree of Doctor of Philosophy (PhD), Doctor in profile.

The number of educational institutions includes the total number of general education schools, educational institutions of technical and vocational education, organizations of higher and (or) postgraduate education.

The gross enrollment ratio of children in preschool education and training is defined as the ratio of the number of children, regardless of age, in preschool organizations (kindergartens and minicenters) and preschool classes of schools, to the total population aged 0-6 years.

The net enrollment ratio in primary education is defined as the number of students in the 7-10 age group studying at that level, expressed as a percentage of the total population for that age group.

Responsible for release:
Strategic Planning Agency
and reforms of the Republic of Kazakhstan
Bureau of National Statistics
Department of Population Statistics
Tel. +7 7172 749374
Director of the Department
Khanzhigitov N.E.
Tel. +7 7172 749061