

1. Key points

[SME in the context of organizational and legal forms](#)

[SME by type of economic activity](#)

2. Contribution of SME to the national economy

3. Glossary

4. Methodological notes

5. Links to related publications

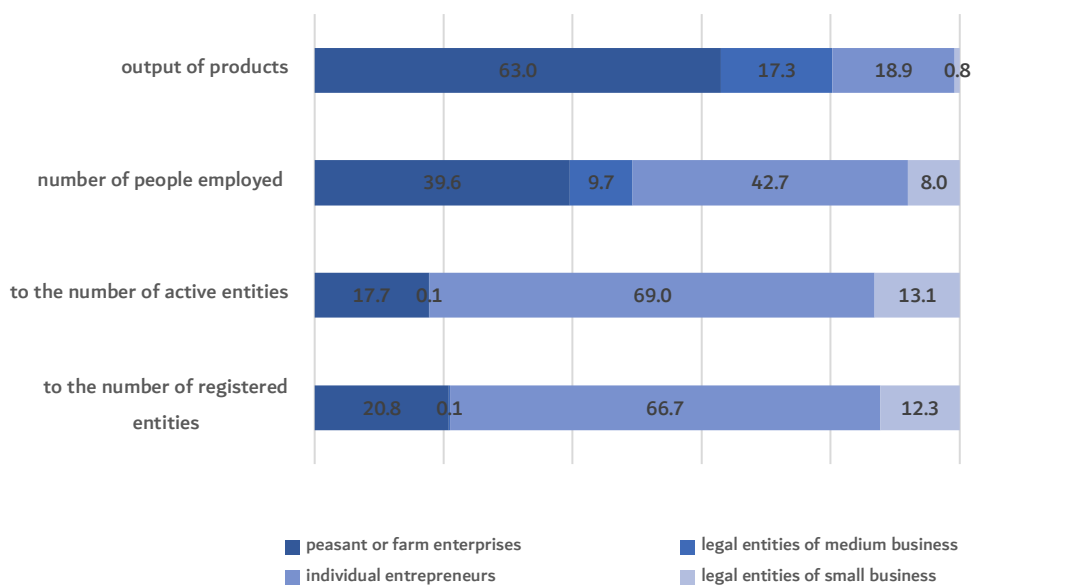
6. Useful links

1. Key points

The number of registered SME entities as of July 1, 2024 amounted to 2219.1 thousand units;
SME entities as of July 1, 2024 amounted to 2028.8 thousand units;
The number of people employed in SME as of July 1, 2024 amounted to 4267 thousand people;
The output of products by SME entities in January-June 2024 amounted to 34266.8 billion tenge.

The structure of the main performance indicators of SME entities for January-June of 2024

in percentages



In the total number of operating SME entities, the share of individual entrepreneurs was 69%, legal entities of small business –17,7%, peasant or farm enterprises – 13.1%, legal entities of medium business - 0.1%.

SME in the context of organizational and legal forms

In terms of organizational and legal forms, the largest number of registered entities are individual entrepreneurs - 1.5 million units, of which 1.4 million units are active.

The largest number of employed falls on small enterprises - 1.7 million people and individual entrepreneurs - 1.8 million units.

The output of small enterprises amounted to 21.6 trillion. tenge, which is 63% of the total output of all SME entities.

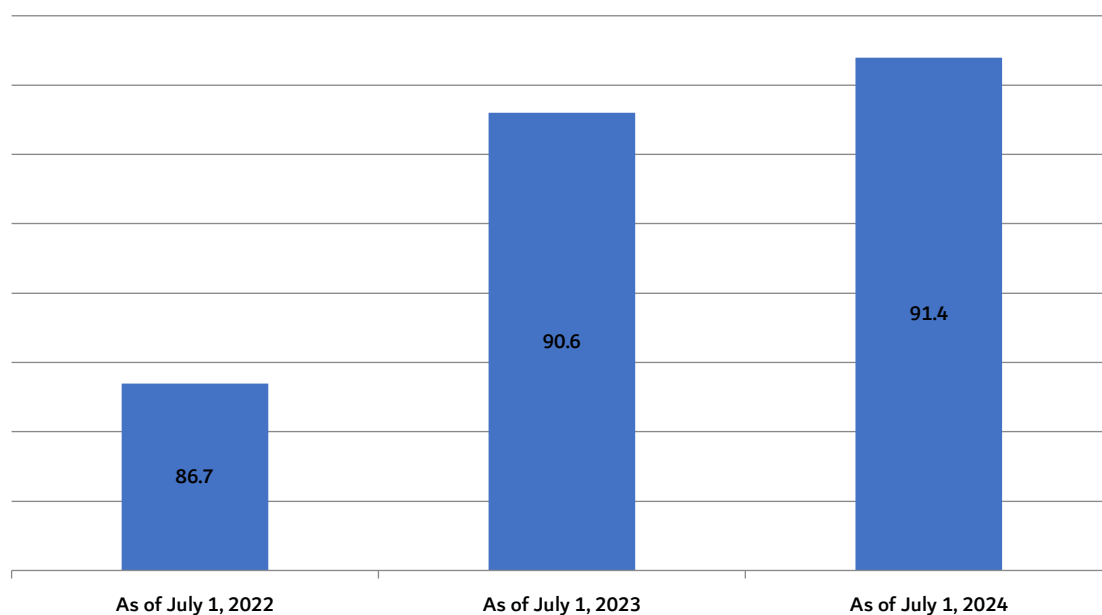
Main performance indicators of SME entities

	July 1, 2024	July 1, 2023

Registered small and medium enterprises, units including:	2 219 058	2 223 486
small enterprises	462 568	452 053
medium enterprises	3 013	2 940
Individual entrepreneurs	1 480 033	1 496 527
peasant or farms enterprises	273 444	271 966
Operating small and medium enterprises, units including:	2 028 794	2 015 030
small enterprises	359 363	354 618
medium enterprises	2 928	2 851
individual entrepreneurs	1 400 080	1 392 945
peasant or farms enterprises	266 423	264 616
Number of people employed in small and medium enterprises, people including:	4 266 952	4 272 966
in small enterprises	1 688 132	1 689 156
in medium enterprises	414 822	398 771
at individual entrepreneurs	1 821 432	1 839 808
In peasant or farms enterprises	342 566	345 231
Output of products by small and medium enterprises, million tenge including:	34 266 817	28 791 411
small enterprises	21 593 496	19 488 375
medium enterprises	5 918 531	5 361 256
individual entrepreneurs	6 488 493	3 576 711
peasant or farms enterprises	266 297	365 069

Share of active in the total number of registered SME entities

In percentages



The share of operating in the total number of registered SME entities amounted to 91.4%, which is 0.8 p.p. above the level of the previous year. The largest share in the regional context prevails in Turkistan (97.6%) Ulytau (94.5%) and Almaty(95%) regions. The smallest share was recorded in Astana (88%) city.

Main performance indicators of SME entities

	On July 1, 2024		On July 1, 2023	
	to the number of registered SME entities, units init	to the number of active SME entities, units init	to the number of registered SME entities, units init	to the number of active SME entities, units init
Republic of Kazakhstan	2 219 058	2 028 794	2 223 486	2 015 030
Abay	58 094	53 830	59 406	53 942
Akmola	63 976	58 537	63 670	58 306
Aktobe	92 347	83 877	97 662	88 548
Almaty	146 745	139 360	142 363	133 532
Atyrau	68 439	62 957	74 428	67 934
Batys Kazakhstan	62 720	58 009	64 474	58 886
Zhambyl	118 523	105 272	119 717	106 122
Zhetisu	63 870	59 658	65 203	59 862
Karagandy	111 252	101 015	112 479	100 124
Kostanay	69 089	65 019	69 847	65 149
Kyzylorda	68 068	64 478	77 590	72 872
Mangystau	83 863	77 265	89 490	83 144
Pavlodar	61 888	56 036	62 058	55 351
Soltustik Kazakhstan	38 564	35 745	38 461	34 759
Turkistan	212 989	207 937	216 020	211 477
Ulytau	19 378	18 303	20 545	19 109
Shygyz Kazakhstan	69 656	62 273	72 400	64 599
Astana city	266 499	234 429	252 958	223 597
Almaty city	398 385	353 852	384 178	329 082
Shymkent city	144 713	130 942	140 537	128 635

Continuation

	on July1, 2024	forJanuary-June 2024	on July1, 2023	forJanuary-June 2023
	number of people employed in SME, people	in the output of products by SME entities, million tons	number of people employed in SME, people	in the output of products by SME entities, million tons
Republic of Kazakhstan	4 266 952	34 266 817	4 272 966	28 791 411
Abay	103 952	446 871	102 027	396 485
Akmola	145 237	804 628	144 408	646 252
Aktobe	172 186	925 494	181 460	861 883
Almaty	246 798	1 612 706	241 349	1 526 653
Atyrau	146 031	2 430 345	157 942	2 472 889
Batys Kazakhstan	129 908	1 200 592	125 887	1 014 997
Zhambyl	164 607	595 974	164 746	444 912
Zhetisu	104 723	491 458	109 994	362 556
Karagandy	231 677	1 222 506	242 333	1 162 903
Kostanay	160 664	899 911	165 376	874 951
Kyzylorda	116 832	432 945	124 376	300 577

Total	2 219 058	2 223 486	2 028 794	2 015 030	4 266 952	4 272 966	34 266 817	28 791 406
Agriculture, forestry and fisheries	312 665	314 227	299 577	300 370	474 200	483 954	1 173 285	1 189 272
Industry	132 187	136 428	119 820	123 076	433 075	438 958	5 848 405	5 972 845
Mining industry and quarrying	6 049	5 731	5 037	4 823	41 727	39 899	1 601 496	1 693 933
Processing industry	119 384	124 045	109 035	112 623	354 156	361 226	3 720 766	3 800 772
Supply of electricity, gas, steam, hot water and air conditioning	2 370	2 295	2 026	1 947	16 229	16 877	402 069	358 519
Water supply; collection, treatment and disposal of waste, activities for the elimination of pollution	4 384	4 357	3 722	3 683	20 963	20 956	124 074	119 621
Construction	123 336	119 190	101 766	98 786	336 744	325 461	4 797 440	3 375 176
Wholesale and retail trade; car and motorcycle repair	793 659	798 506	723 121	723 015	1 286 239	1 290 272	10 260 219	8 060 293
Transport and warehousing	111 873	100 921	102 008	90 106	228 809	215 527	2 465 872	2 205 165
Provision of accommodation and food services	55 548	54 752	50 618	49 333	149 377	146 718	935 391	723 905
Information and communication	35 450	34 686	31 479	30 561	97 042	99 461	1 274 261	1 089 120
Financial and insurance activities	7 424	7 919	5 115	5 448	26 378	26 591	463 990	392 337
Operations with real estate	109 585	100 429	103 669	91 203	199 956	188 291	1 453 068	1 176 332
Professional, scientific and technical activities	64 196	64 306	55 982	55 302	155 542	163 947	1 446 073	1 224 446
Activities in the field of administrative and support services	63 102	60 703	57 073	54 148	200 145	201 832	1 324 149	1 041 151
Education	46 022	42 430	43 079	38 785	159 971	145 416	494 756	337 758
Public health and social services	20 201	19 102	18 868	17 659	92 287	88 941	439 137	356 038
Arts, entertainment and recreation	20 148	19 562	18 162	17 417	39 340	39 117	577 281	782 443
Provision of other types of services	323 662	350 325	298 457	319 821	387 847	418 480	1 313 490	865 125

Dynamic tables:

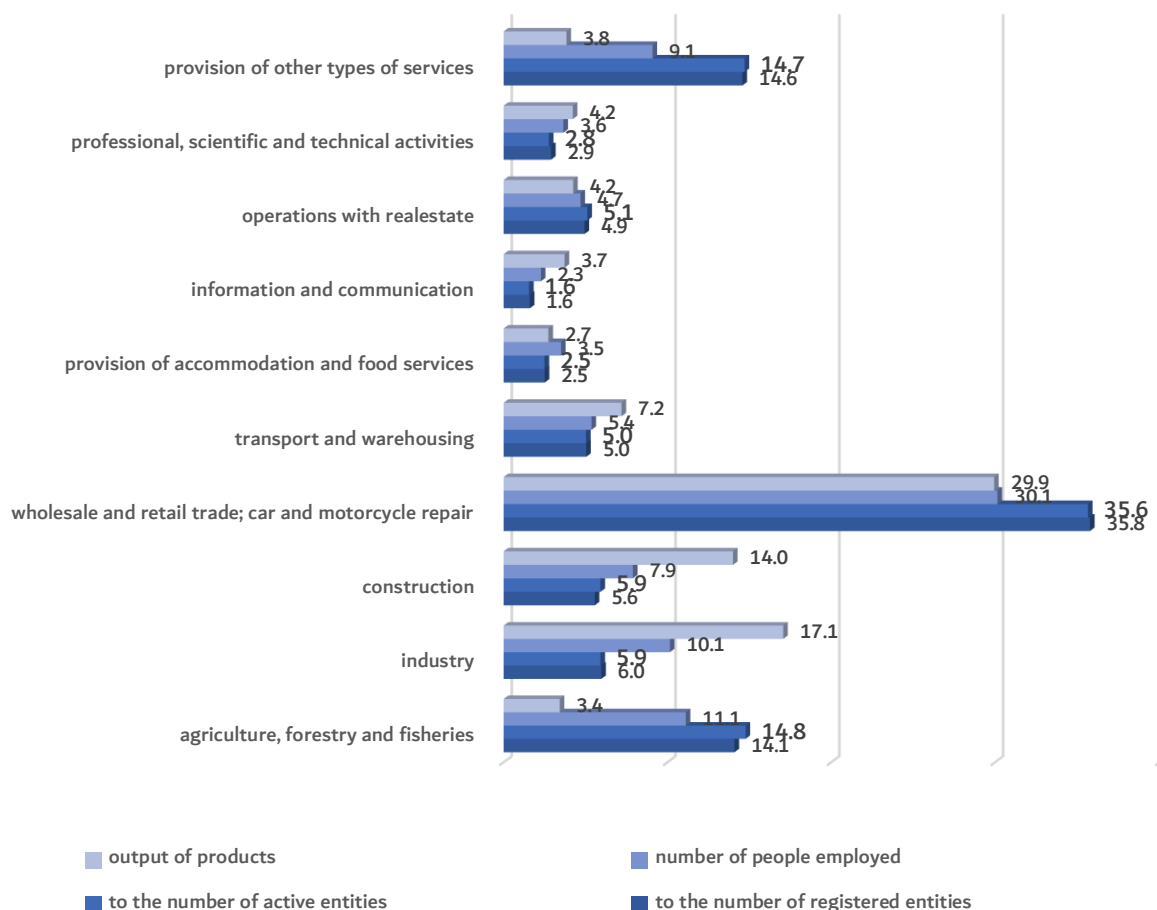
[Number of registered SME entities by FEA](#)

[Number of active SME by FEA](#)

[Number of people employed in SME by FEA](#)

[Output of products by SME by FEA](#)

The structure of the main performance indicators of SME entities in the context of FEA for January-June of 2024



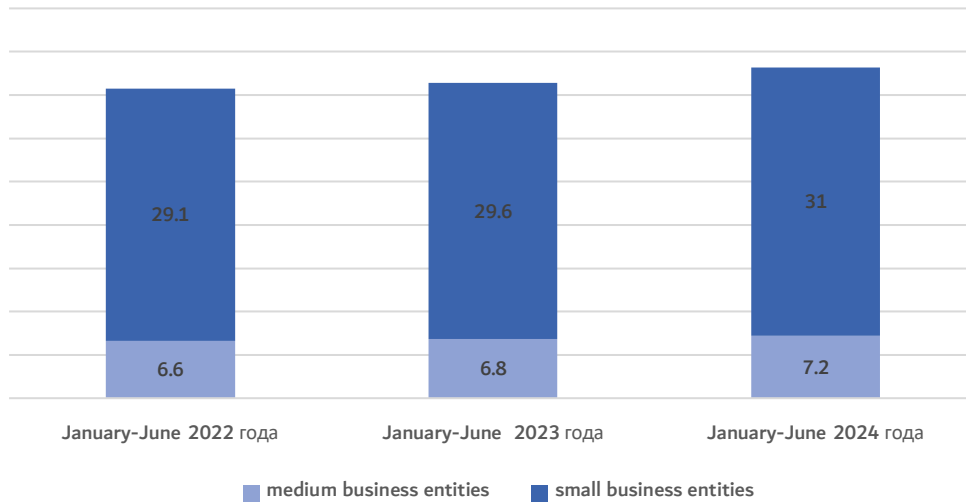
The largest share of the number of entities, the number of employees and output prevails in the industry «Wholesale and retail trade; repair of cars and motorcycles»

2. Contribution of SME to the national economy

According to official statistics, the share of SME in GDP for January-June 2024 in the republic remained at the level of the corresponding period last year and amounted to 38.2%.

Share of SME in GDP (GRP)*

	for January-June 2024		for January-June 2023	
	GVA SME, million tenge	share in GDP (GRP), in percent	GVA SME, million tenge	share in GDP (GRP), in percent
Republic of Kazakhstan	20 009 911,2	38,2	17 213 262,1	36,4
Abay	233 051,2	17,9	216 361,9	18,7
Akmola	494 041,6	30,8	376 166,6	25,7
Aktobe	616 379,0	26,9	543 620,1	27,3
Almaty	1 080 513,7	44,9	896 928,9	47,0
Atyrau	1 399 523,1	21,0	1 645 872,3	24,7
Batys Kazakhstan	773 181,9	36,0	626 439,1	33,1
Zhambyl	329 407,7	23,5	267 393,9	20,7
Zhetisu	259 278,5	33,2	209 815,0	30,2
Karagandy	587 876,7	17,8	572 226,4	19,0
Kostanay	490 618,1	27,7	463 037,9	28,5
Kyzylorda	265 131,2	20,4	188 328,3	16,7
Mangystau	695 967,0	31,4	570 561,0	28,5
Pavlodar	392 079,5	21,6	311 837,2	18,0
Soltustik Kazakhstan	299 117,6	31,0	222 898,7	26,8
Turkistan	511 179,5	29,1	310 940,5	20,6
Ulytau	58 466,7	7,3	38 339,2	5,1
Shygys Kazakhstan	465 403,4	24,4	392 978,6	21,5
Astana city	3 932 498,2	72,1	3 469 192,6	73,0
Almaty city	6 103 972,0	57,3	5 133 140,8	54,1
Shymkent city	1 022 224,6	56,4	757 183,1	49,7

Dynamic tables:**The gross value added of SMEs****Share of SME in GDP by small and medium enterprises**

In the context of the categories of entities, 31% is the share of small business and 7.2% is the share of medium business.

3 . Glossary

Individual entrepreneurship - an independent, initiative activity of citizens of the Republic of Kazakhstan, oralmans, aimed at obtaining net income, based on the property of individuals themselves and carried out on behalf of individuals, at their risk and under their property responsibility.

A peasant or farm enterprise - a labor association of people in which the implementation of individual entrepreneurship is inextricably linked with the use of agricultural land for the production of agricultural products, as well as the processing and marketing of these products.

Type of economic activity - an activity in which equipment, labor, production processes, information networks and products are combined, which leads to the creation of homogeneous products (goods, services). The type of economic activity is characterized by costs, the production process and the products produced. Each registered small business entity is assigned the type of economic activity that provides the greatest increase in value added, i.e. is basic.

Output - the cost of all manufactured products and services rendered at producer prices.

4 . Methodological notes

Small and medium enterprises include legal entities, individual entrepreneurs and peasant or farm enterprises, whose activities are regulated by the Entrepreneurial Code of the Republic of Kazakhstan.

Small business entities include individual entrepreneurs without forming a legal entity and legal entities engaged in entrepreneurship, with an average annual number of employees of not more than one hundred people and an average annual income of not more than three hundred thousand times the monthly calculation index established by the law on the republican budget and effective as of January 1 of the corresponding financial year.

Medium enterprises include individual entrepreneurs and legal entities engaged in entrepreneurship, not related to small and large enterprises.

5 . Links to related publications

[Small and medium enterprises in the Republic of Kazakhstan \(spreadsheets\)](#)

6 . Useful links

[Methodology for calculating the indicators of small and medium enterprises](#)

[Small and medium business, Information and analytical system "Taldau"](#)

Responsible for release: Department of National Accounts	Director of the Department: A . Nakipbekov Tel. +7 7172 749717	Executor: S.Zhunusova. M. Abulkasimova Tel. +7 7172 749330,+7 7172 749306	Address: 010000, Astana city Mangilik el avenue, 8
--	---	--	---

