

On the execution of construction work and commissioning of facilities in January-August 2024

Date of publication: 17.09.2024

Date of next publication:
17.10.2024

1. Key points
2. Volumes of completed construction works
3. Commissioning of residential buildings
4. Glossary
5. Methodological explanations
6. Links to related publications
7. Useful links

1. Key points

In January-August 2024, the volume of construction work increased by 8.8% and amounted to 3996.8 billion tenge. Of the total volume of construction work in the republic, private construction organizations – 88.4%, foreign – 11.1% and state – 0.5% were performed.

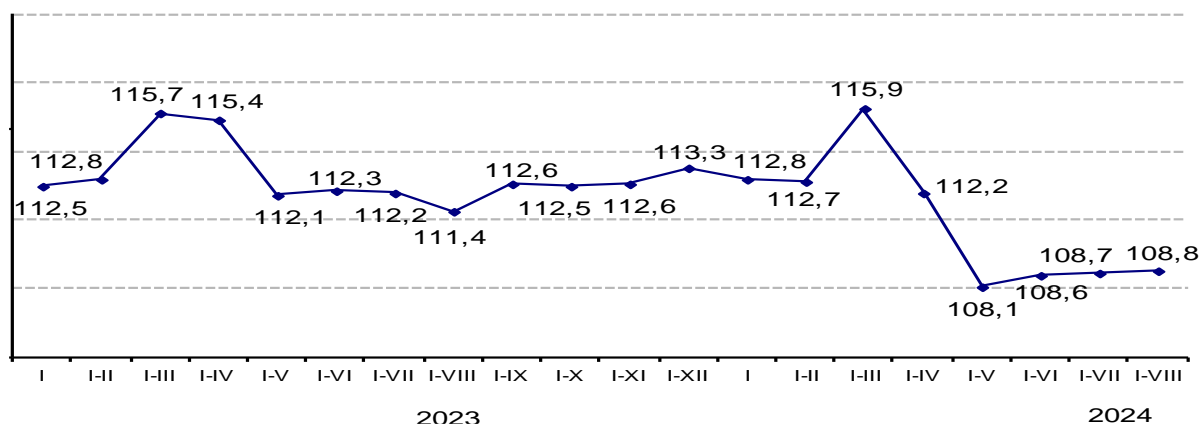
2. Volume of completed construction works

The increase in the volume of construction work in January-August 2024 compared to January-August 2023 is associated with construction and repair of residential buildings (by 18.3%) and structures (by 12.9%).

By types of construction work (services) performed in January-August 2024, the largest share is occupied by construction of non-residential buildings (22.9% in the total volume), highways (16.1%) and residential buildings (14.3%).

Indices of the physical volume of construction work

as a percentage of the corresponding period of the previous year



Dynamic tables:

[The volume of completed construction works \(services\) by months](#)

In the regional context, an increase in the volume of construction work was observed in eighteen regions of the republic. Significant growth was noted in the regions of Kyzylorda (by 42.6%), Shygyz Kazakhstan (by 37.2%), Karagandy (by 34%), Zhetisu (by 32.7%), Turkistan (by 28.6%), Ulytau (by 26.2%), Abay (by 21.8%), Soltustik Kazakhstan (by 18.6%), Mangystau (by 18,5%), Pavlodar (by 13,4%), Zhambyl (by 12,5%), Aktobe (by 12,2%) and Almaty regions (by 11,2%) in the city of Astana (by 41.6%) and of Shymkent (by 26.5%).

The volume of completed construction works (services)

	Total, thousand tenge	August 2024 as a percentage to		January-August 2024 as a percentage to January-August 2023	As a percentage of the republican volume
		July 2024	August 2023		
Republic of Kazakhstan	3 996 785 813	108,0	110,2	108,8	100,0
Abay	117 206 909	127,1	156,1	121,8	2,9
Akmola	135 592 690	95,8	109,2	103,3	3,4
Aktobe	176 999 365	131,0	121,9	112,2	4,4
Almaty	174 836 522	140,8	98,9	111,2	4,4
Atyrau	480 731 200	93,3	36,8	65,2	12,0
Batys Kazakhstan	128 240 512	98,4	102,1	83,2	3,2
Zhambyl	153 239 927	72,9	81,6	112,5	3,8

Zhetisu	136 262 175	68,9	113,7	132,7	3,4
Karagandy	307 541 674	96,4	139,2	134,0	7,7
Kostanay	126 324 045	94,6	114,1	103,6	3,2
Kyzylorda	110 741 484	62,4	123,1	142,6	2,8
Mangystau	150 027 537	103,3	135,1	118,5	3,7
Pavlodar	168 431 416	138,7	138,9	113,4	4,2
Soltustik Kazakhstan	79 675 596	133,8	144,7	118,6	2,0
Turkistan	245 127 890	266,8	196,6	128,6	6,1
Ulytau	63 273 152	84,2	130,3	126,2	1,6
Shygys Kazakhstan	206 416 895	96,7	149,3	137,2	5,2
Astana city	538 711 586	104,8	147,5	141,6	13,5
Almaty city	366 632 700	109,7	121,6	108,3	9,2
Shymkent city	130 772 538	126,6	153,9	126,5	3,3

Spreadsheets:

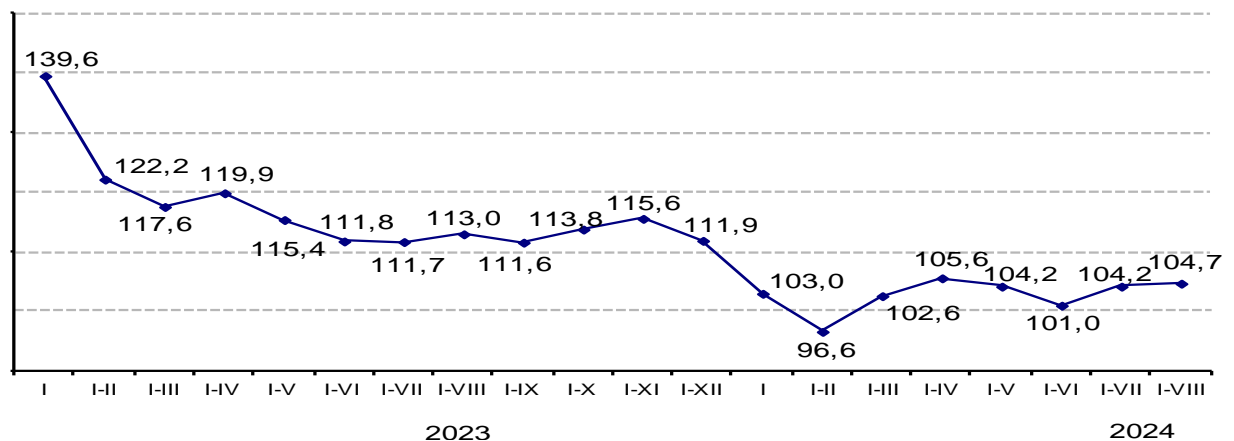
[Key indicators of enterprises and organizations engaged in construction activities, including by types of facilities and types of work](#)
[The volume of completed construction works \(services\) by the dimension of enterprises](#)
[The volume of completed construction works \(services\) by technological structure](#)

3. Commissioning of residential buildings

In January-August 2024, the total area of new facilities put into operation amounted to 12051.4 thousand square meters

Indices of the physical volume of commissioned housing

as a percentage of the corresponding period of the previous year



Dynamic table:

[Commissioning of residential buildings](#)

The total area of housing commissioned increased by 4.7% compared to January-August 2023 and amounted to 10464 thousand sq.m., of which 6519.3 thousand sq.m. - multi-apartment and 3886.9 thousand sq.m. - individual houses. Most of the housing – 9768.8 thousand sq.m. or 93.4% was put into operation by private developers, of which the population is 4105 thousand square meters.

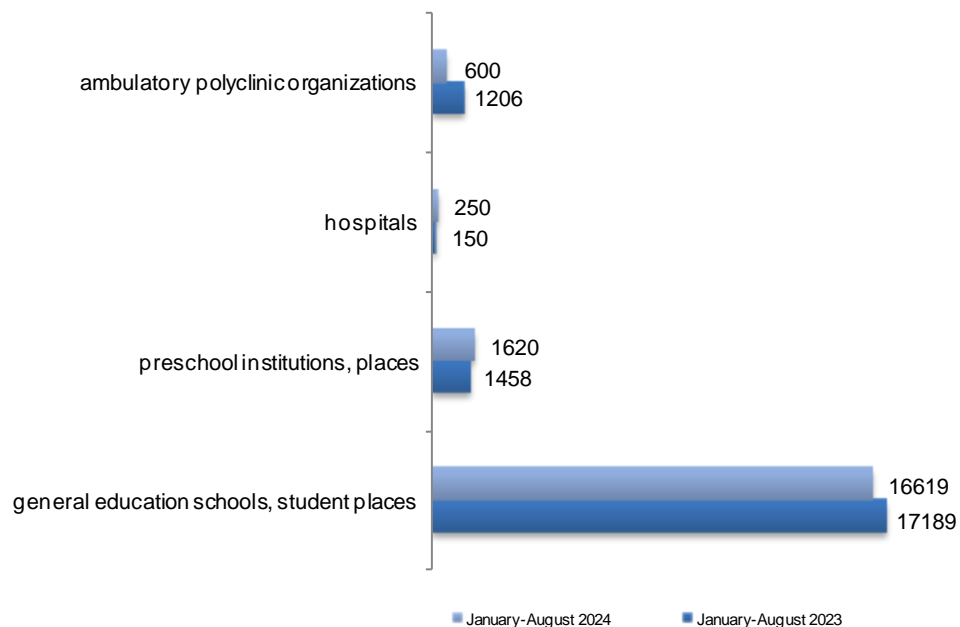
Total area of commissioned residential buildings

	Residential buildings commissioned		Including developers				
	sq. meters of total area	as a percentage of the corresponding period of the previous year	state property	private property	of them		foreign property
					population	as a percentage of the corresponding period of the previous year	
Republic of Kazakhstan	10 463 972	104,7	525 417	9 768 777	4 105 024	99,3	169 778
Abay	189 798	114,4	31 715	158 083	50 140	81,2	-
Akmola	308 225	74,7	46 219	258 576	174 608	81,4	3 430
Aktobe	487 341	94,8	-	487 341	252 391	75,6	-
Almaty	680 637	103,5	-	644 477	452 528	90,8	36 160
Atyrau	416 625	113,5	-	414 759	298 792	105,8	x
Batys Kazakhstan	321 723	100,1	30 109	289 556	200 035	135,7	x

Zhambyl	392 117	100,6	20 289	371 828	342 363	101,2	-
Zhetisu	150 211	120,6	46 434	103 777	91 618	111,0	-
Karagandy	330 933	118,8	13 549	317 384	44 082	82,0	-
Kostanay	319 779	102,4	70 173	249 284	95 622	87,8	x
Kyzylorda	558 218	102,1	-	558 218	530 353	100,0	-
Mangystau	560 749	101,5	-	560 749	214 657	95,0	-
Pavlodar	203 976	116,5	34 956	168 308	108 573	148,1	x
Soltustik Kazakhstan	123 470	109,4	11 948	111 522	89 686	125,0	-
Turkistan	584 578	111,2	14 128	570 450	487 364	120,3	-
Ulytau	41 213	103,8	9 053	32 160	28 311	114,7	-
Shygys Kazakhstan	162 032	104,2	44 205	117 827	49 767	92,6	-
Astana city	2 440 802	104,2	138 587	2 259 033	27 045	82,8	43 182
Almaty city	1 542 448	103,8	-	1 464 431	271 733	78,8	78 017
Shymkent city	649 097	127,3	14 052	631 014	295 356	118,0	4 031

In the field of education and healthcare in January-August 2024 35 general education schools for 16619 student places, 14 preschool institutions for 1620 places, 1 hospital for 250 places and 21 clinic for 600 visits per shift were put into operation.

Commissioning of social and cultural facilities



Spreadsheets:

[Main characteristics of commissioned facilities](#)

[The actual cost of construction of commissioned facilities](#)

[Commissioning of residential buildings \(total and usable area of commissioned residential buildings\)](#)

[Commissioning of individual and multi-apartment residential buildings](#)

[Average actual construction costs for 1 sq. meters of the total area of residential buildings](#)

[Commissioning of the total area of housing per 1000 people](#)

[Commissioning of educational and healthcare facilities](#)

4. Glossary

Construction and installation work - construction work on the construction of buildings and structures, expansion, reconstruction and technical re-equipment; work on the installation of power, technological and other equipment.

Construction object - a separate building or structure with all related equipment. Inventory, tools, galleries, flyovers, internal engineering networks and communications, for the construction (reconstruction, expansion) of which an independent object estimate is compiled.

5. Methodological explanations

Construction organizations include all general construction and specialized organizations, including repair and construction organizations. The main activity of construction organizations is to perform work under contracts with customers related to the type of economic activity "Construction" in accordance with the state "General Classifier of types of Economic Activities (GCTEA).

The volume of construction work includes the cost of construction work performed by enterprises engaged in construction activities under concluded construction contracts, which includes construction of new facilities, major and current repairs. Reconstruction, modernization of residential and non-residential buildings, engineering structures.

The index of the physical volume of construction works (services) is determined by the ratio of the volumes of completed construction works of the analyzed period to the previous period in actual prices, taking into account the deflator (price index).

The total area of a residential building (residential building) is calculated as the sum of the total areas of all dwellings and the areas of all non-residential premises, as well as the areas of parts of a residential building that are common property.

More detailed methodological explanations are available at the following links:

[Methodology for the formation of construction statistics indicators](#)

[Methodology for determining the gross output for the industry "Construction"](#)

6. Links to related publications

[Statistical compilation "Investment and construction activities in the Republic of Kazakhstan"](#)

7. Useful links

[Statistical form "Report on completed construction works \(services\)" \(index 1-KS monthly\);](#)

[Statistical form "Report on the commissioning of facilities" \(index 2-KS. monthly\);](#)

[Statistical form "Report on the commissioning of facilities by individual developers" \(index 1-IS. monthly\);](#)

[Information-analytical system "Taldau"/Construction and investments](#)

[Quality Report](#)

Responsible for the release: Department of Production and Environment Statistics	Director of the Department: A.Isabekova Tel. +7 7172 749056	Executor: O.Edel Tel. +7 7172 749313 E-mail: O.Edel@aspire.gov.kz	Address: 010000, Astana city Mangilik el avenue, 8 House of Ministries, Entrance 4
---	--	---	--