

On the execution of construction work and commissioning of facilities in January-July 2024

Date of publication: 16.08.2024

Date of next publication:

17.09.2024

1. Key points
2. Volumes of completed construction works
3. Commissioning of residential buildings
4. Glossary
5. Methodological explanations
6. Links to related publications
7. Useful links

1. Key points

In January-July 2024, the volume of construction work increased by 8.7% and amounted to 3347.7 billion tenge.

Of the total volume of construction work in the republic, private construction organizations – 88.1%, foreign – 11.4% and state – 0.5% were performed.

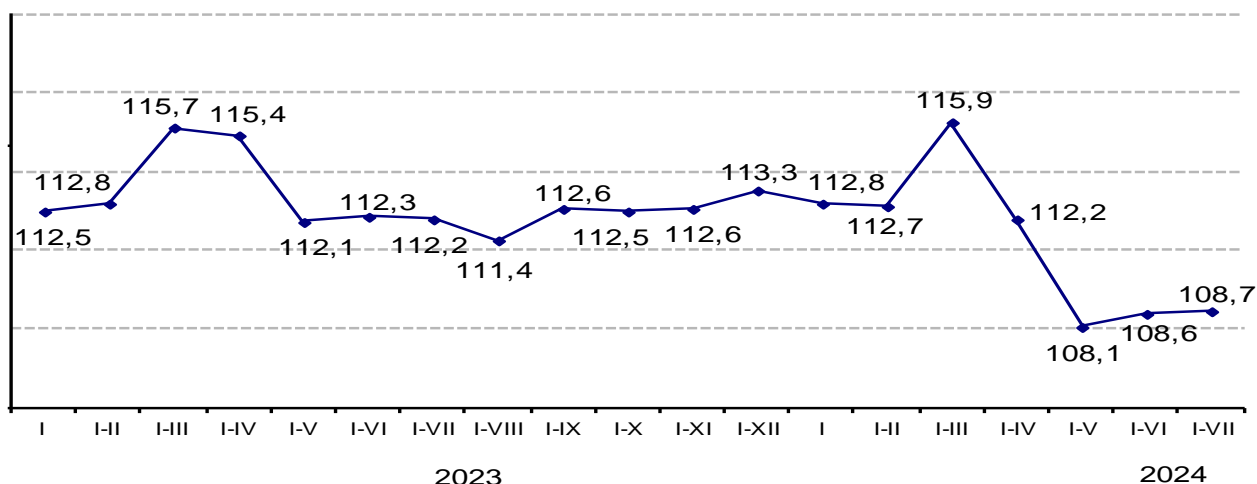
2. Volume of completed construction works

The increase in the volume of construction work in January-July 2024 compared to January-July 2023 is associated with construction and repair of residential buildings (by 17.6%) and structures (by 13.1%).

By types of construction work (services) performed in January-July 2024, the largest share is occupied by construction of non-residential buildings (23.7% in the total volume), highways (14.9%) and residential buildings (14.6%).

Indices of the physical volume of construction work

as a percentage of the corresponding period of the previous year



Dynamic tables:

[The volume of completed construction works \(services\) by months](#)

In the regional context, an increase in the volume of construction work was observed in eighteen regions of the republic. Significant growth was noted in the regions of Kyzylorda (by 45.8%), in the city of Astana (by 40.7%), Zhetisu (by 36.3%), Shygyz Kazakhstan (by 35.1%), Karagandy (by 33.1%), Ulytau (by 25.6%) regions, in the city of Shymkent (by 22%), Turkistan (by 19%), Zhambyl (by 16.5%), Mangystau (by 16.2%), Almaty (by 15.7%), Abay (by 15.5%) and Soltustik Kazakhstan (by 14.5%) region.

The volume of completed construction works (services)

	Total, thousand tenge	July 2024 as a percentage to		January-July 2024 as a percentage to January-July 2023	As a percentage of the republican volume
		June 2024	July 2023		
Republic of Kazakhstan	3 347 698 014	57.4	109.4	108.7	100.0
Abay	93 479 080	48.5	125.9	115.5	2.8
Akmola	103 823 665	126.9	128.8	102.1	3.1
Aktobe	141 865 710	62.6	100.5	110.4	4.2
Almaty	137 089 473	63.5	121.9	115.7	4.1

Atyrau	434 774 396	122.2	44.4	71.1	13.0
Batys Kazakhstan	105 353 538	94.9	80.9	80.1	3.2
Zhambyl	140 447 949	26.0	157.7	116.5	4.2
Zhetisu	118 523 654	78.9	147.6	136.3	3.5
Karagandy	252 291 574	87.7	168.3	133.1	7.6
Kostanay	104 644 785	65.2	80.1	101.8	3.1
Kyzylorda	97 301 334	64.2	198.9	145.8	2.9
Mangystau	130 219 995	33.0	94.4	116.2	3.9
Pavlodar	139 115 802	32.3	96.4	109.1	4.2
Soltustik Kazakhstan	66 853 681	30.4	125.6	114.5	2.0
Turkistan	198 507 073	17.0	84.2	119.0	5.9
Ulytau	54 818 138	78.6	153.7	125.6	1.6
Shygyz Kazakhstan	171 703 985	73.9	152.2	135.1	5.1
Astana city	448 241 486	53.2	171.4	140.7	13.4
Almaty city	300 875 655	72.8	113.4	106.0	9.0
Shymkent city	107 767 041	53.2	143.8	122.0	3.2

Spreadsheets:

[Key indicators of enterprises and organizations engaged in construction activities, including by types of facilities and types of work](#)

[The volume of completed construction works \(services\) by the dimension of enterprises](#)

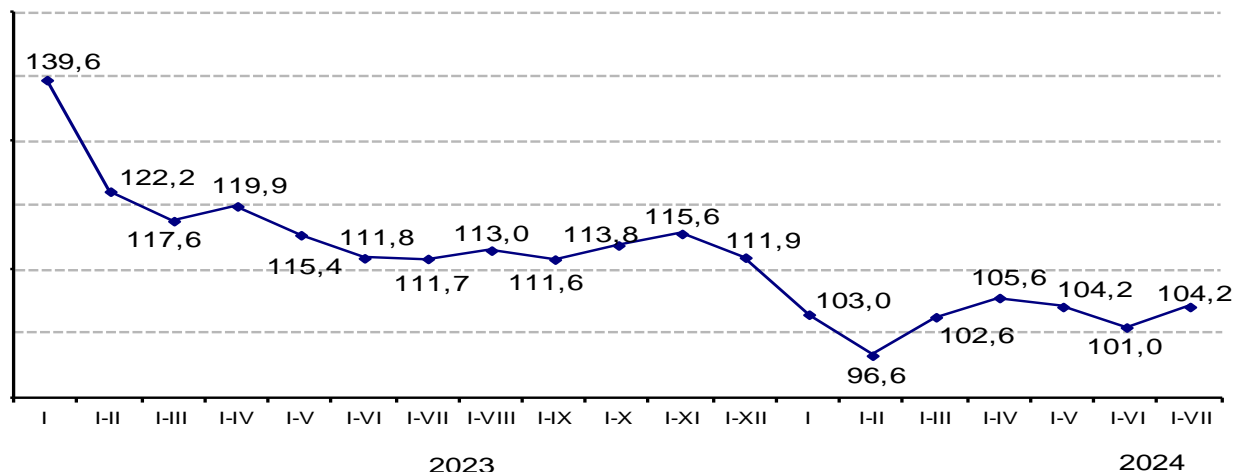
[The volume of completed construction works \(services\) by technological structure](#)

3. Commissioning of residential buildings

In January-July 2024, the total area of new facilities put into operation amounted to 10258.1 thousand square meters

Indices of the physical volume of commissioned housing

as a percentage of the corresponding period of the previous year



Dynamic table:

[Commissioning of residential buildings](#)

The total area of housing commissioned increased by 4.2% compared to January-July 2023 and amounted to 8914.4 thousand sq.m., of which 5566.7 thousand sq.m. - multi-apartment and 3298.7 thousand sq.m. - individual houses. Most of the housing – 8312.8 thousand sq.m. or 93.3% was put into operation by private developers, of which the population is 3457.7 thousand square meters.

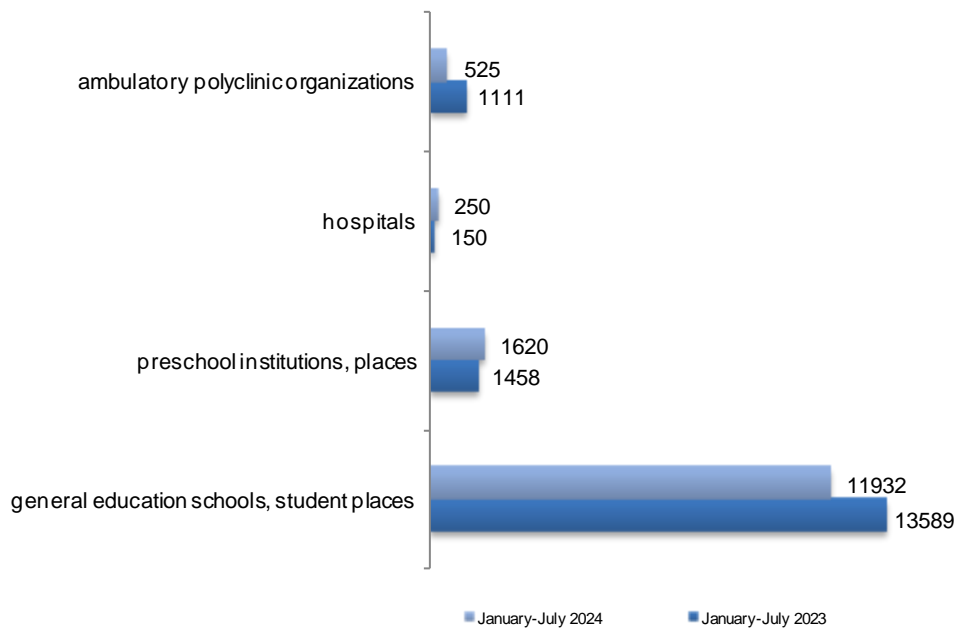
Total area of commissioned residential buildings

	Residential buildings commissioned		Including developers				
	sq. meters of total area	as a percentage of the corresponding period of the previous year	state property	private property	of them		foreign property
					population	as a percentage of the corresponding period of the previous year	
Republic of Kazakhstan	8 914 401	104.2	432 501	8 312 834	3 457 704	97.9	169 066
Abay	167 113	111.6	31 715	135 398	41 276	86.0	-
Akmola	276 716	79.6	41 830	231 456	147 488	78.2	3 430

Aktobe	426 408	91.7	-	426 408	235 062	80.1	-
Almaty	624 911	106.9	-	588 751	410 850	95.9	36 160
Atyrau	343 150	112.1	-	341 284	259 293	107.2	x
Batys Kazakhstan	254 113	88.0	12 504	239 551	169 965	133.3	x
Zhambyl	355 847	101.9	15 836	340 011	310 546	104.4	-
Zhetisu	133 956	119.5	41 732	92 224	83 420	118.9	-
Karagandy	317 262	121.6	10 622	306 640	39 462	83.7	-
Kostanay	283 103	101.1	62 625	220 156	87 737	85.5	x
Kyzylorda	420 680	109.8	-	420 680	392 815	105.9	-
Mangystau	445 002	88.0	-	445 002	148 818	73.7	-
Pavlodar	175 566	107.3	34 956	140 610	92 355	136.9	-
Soltustik Kazakhstan	102 739	106.3	7 945	94 794	72 958	119.1	-
Turkistan	460 897	112.2	14 128	446 769	389 018	118.6	-
Ulytau	34 533	104.8	4 357	30 176	26 327	146.8	-
Shygys Kazakhstan	146 195	105.1	44 205	101 990	42 316	88.5	-
Astana city	1 927 483	103.6	95 994	1 788 307	21 165	64.8	43 182
Almaty city	1 427 935	102.8	-	1 349 918	244 881	71.0	78 017
Shymkent city	590 792	138.7	14 052	572 709	241 952	113.6	4 031

In the field of education and healthcare in January-July 2024 26 general education schools for 11932 student places, 14 preschool institutions for 1620 places, 1 hospital for 250 places and 19 clinic for 525 visits per shift were put into operation.

Commissioning of social and cultural facilities



Spreadsheets:

[Main characteristics of commissioned facilities](#)

[The actual cost of construction of commissioned facilities](#)

[Commissioning of residential buildings \(total and usable area of commissioned residential buildings\)](#)

[Commissioning of individual and multi-apartment residential buildings](#)

[Average actual construction costs for 1 sq. meters of the total area of residential buildings](#)

[Commissioning of the total area of housing per 1000 people](#)

[Commissioning of educational and healthcare facilities](#)

4. Glossary

Construction and installation work - construction work on the construction of buildings and structures, expansion, reconstruction and technical re-equipment; work on the installation of power, technological and other equipment.

Construction object - a separate building or structure with all related equipment. Inventory, tools, galleries, flyovers, internal engineering networks and communications, for the construction (reconstruction. expansion) of which an independent object estimate is compiled.

5. Methodological explanations

Construction organizations include all general construction and specialized organizations, including repair and construction organizations. The main activity of construction organizations is to perform work under contracts with customers related to the type of economic activity "Construction" in accordance with the state "General Classifier of types of Economic Activities (GCTEA).

The volume of construction work includes the cost of construction work performed by enterprises engaged in construction activities under concluded construction contracts, which includes construction of new facilities, major and current repairs. Reconstruction, modernization of residential and non-residential buildings, engineering structures.

The index of the physical volume of construction works (services) is determined by the ratio of the volumes of completed construction works of the analyzed period to the previous period in actual prices, taking into account the deflator (price index).

The total area of a residential building (residential building) is calculated as the sum of the total areas of all dwellings and the areas of all non-residential premises, as well as the areas of parts of a residential building that are common property.

More detailed methodological explanations are available at the following links:

[Methodology for the formation of construction statistics indicators](#)

[Methodology for determining the gross output for the industry "Construction"](#)

6. Links to related publications

[Statistical compilation "Investment and construction activities in the Republic of Kazakhstan"](#)

7. Useful links

[Statistical form "Report on completed construction works \(services\)" \(index 1-KS monthly\);](#)

[Statistical form "Report on the commissioning of facilities" \(index 2-KS. monthly\);](#)

[Statistical form "Report on the commissioning of facilities by individual developers" \(index 1-IS. monthly\);](#)

[Information-analytical system "Taldau"/Construction and investments](#)

[Quality Report](#)

Responsible for the release: Department of Production and Environment Statistics	Director of the Department: A.Isabekova Tel. +7 7172 749056	Executor: O.Edel Tel. +7 7172 749313	Address: 010000, Astana city Mangilik el avenue, 8
---	--	---	---

