

On the execution of construction work and commissioning of facilities in January-June 2024

Date of publication: 17.07.2024

Date of next publication:

16.08.2024

1. Key points
2. Volumes of completed construction works
3. Commissioning of residential buildings
4. Glossary
5. Methodological explanations
6. Links to related publications
7. Useful links

1. Key points

In January-June 2024, the volume of construction work increased by 8,6% and amounted to 2748.2 billion tenge.

Of the total volume of construction work in the republic, private construction organizations – 87.7%, foreign – 11.8% and state – 0.5% were performed.

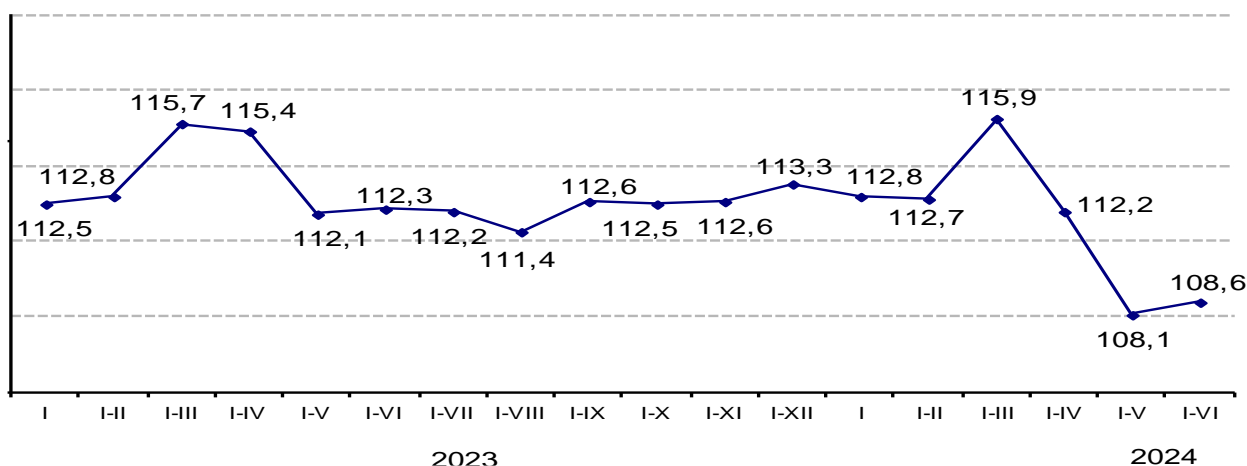
2. Volume of completed construction works

The increase in the volume of construction work in January-June 2024 compared to January-June 2023 is associated with construction and repair of residential buildings (by 22.4%) and structures (by 15.6%).

By types of construction work (services) performed in January-June 2024, the largest share is occupied by construction of non-residential buildings (24% in the total volume), residential buildings (15.6%) and highways (13.3%).

Indices of the physical volume of construction work

as a percentage of the corresponding period of the previous year



Dynamic tables:

[The volume of completed construction works \(services\) by months](#)

In the regional context, an increase in the volume of construction work was observed in seventeen regions of the republic. Significant growth was noted in the regions of Kyzylorda (by 35.6%), in the city of Astana (by 35%), Zhetisu (by 33.8%), Shygys Kazakhstan (by 31.5%), Karagandy (by 25.6%), Turkistan (by 23.8%), Mangystau (by 21.2%), Ulytau (by 20.7%) regions, in the city of Shymkent (18.4%) and Almaty (by 14.5%) region.

The volume of completed construction works (services)

	Total, thousand tenge	June 2024 as a percentage to		January-June 2024 as a percentage to January-June 2023	As a percentage of the republican volume
		May 2024	June 2023		
Republic of Kazakhstan	2 748 161 573	213.8	111.7	108.6	100.0
Abay	74 852 142	4.6 t	119.4	113.3	2.7
Akmola	70 690 212	135.1	81.4	93.5	2.6
Aktobe	115 072 558	2.2 t	105.5	113.2	4.2
Almaty	110 391 725	2.1 t	96.5	114.5	4.0
Atyrau	385 540 350	51.9	42.4	77.1	14.0

Batys Kazakhstan	82 125 868	164.1	53.4	80.0	3.0
Zhambyl	122 925 175	6.9 t	120.7	112.3	4.5
Zhetisu	92 801 028	163.8	89.4	133.8	3.4
Karagandy	195 202 693	148.6	113.6	125.6	7.1
Kostanay	81 761 698	2.8 t	121.4	110.8	3.0
Kyzylorda	75 815 244	2.7 t	127.9	135.6	2.8
Mangystau	111 091 823	4.1 t	190.4	121.2	4.0
Pavlodar	118 024 660	3.7 t	117.6	111.9	4.3
Soltustik Kazakhstan	57 289 613	3.9 t	123.7	112.9	2.1
Turkistan	181 053 507	4.1 t	137.5	123.8	6.6
Ulytau	44 794 217	126.9	167.4	120.7	1.6
Shygyz Kazakhstan	135 877 346	176.6	187.9	131.5	4.9
Astana city	362 202 831	2.2 t	156.0	135.0	13.2
Almaty city	240 993 166	2.1 t	100.1	104.5	8.8
Shymkent city	89 655 717	2.1 t	104.1	118.4	3.2

Spreadsheets:

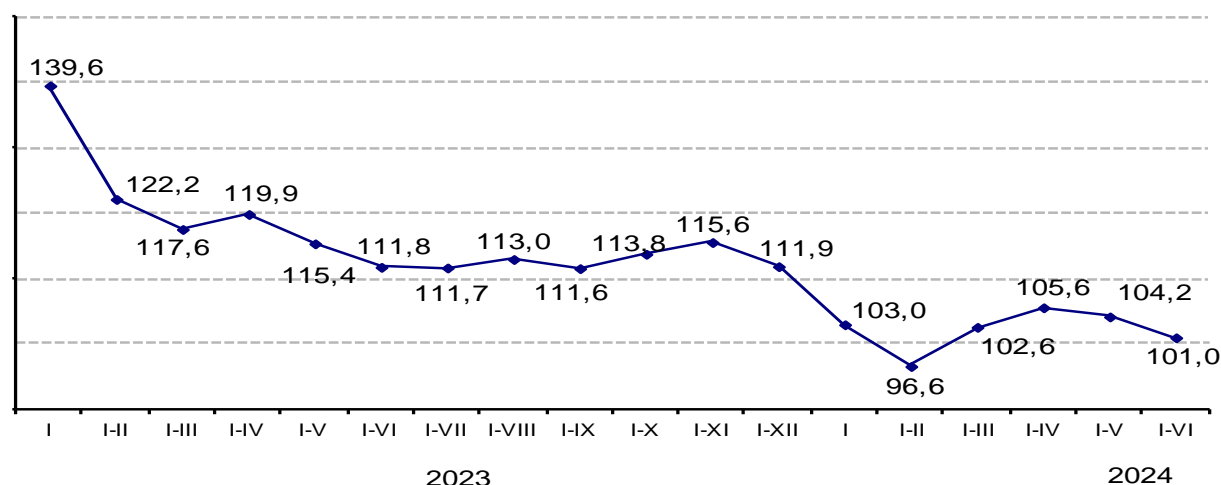
[Key indicators of enterprises and organizations engaged in construction activities, including by types of facilities and types of work](#)
[The volume of completed construction works \(services\) by the dimension of enterprises](#)
[The volume of completed construction works \(services\) by technological structure](#)

3. Commissioning of residential buildings

In January-June 2024, the total area of new facilities put into operation amounted to 8468.8 thousand square meters

Indices of the physical volume of commissioned housing

as a percentage of the corresponding period of the previous year



Dynamic table:

[Commissioning of residential buildings](#)

The total area of housing commissioned increased by 1% compared to January-June 2023 and amounted to 7440.5 thousand sq.m., of which 4574.8 thousand sq.m. - multi-apartment and 2827.6 thousand sq.m. - individual houses. Most of the housing – 6887.1 thousand sq.m. or 92.6% was put into operation by private developers, of which the population is 2961.9 thousand square meters.

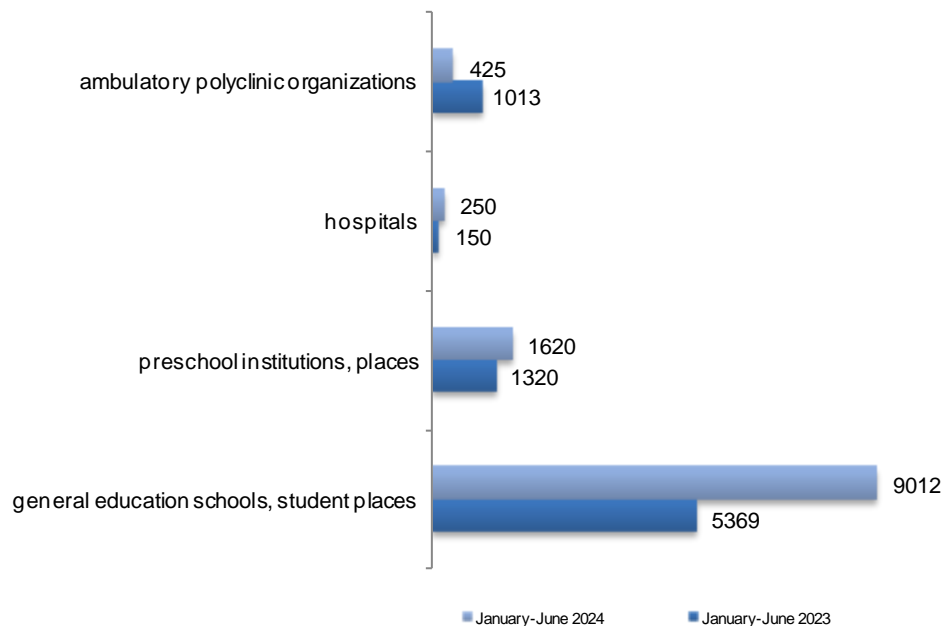
Total area of commissioned residential buildings

	Residential buildings commissioned		Including developers				
	sq. meters of total area	as a percentage of the corresponding period of the previous year	state property	private property	of them		foreign property
					population	as a percentage of the corresponding period of the previous year	
Republic of Kazakhstan	7 440 546	101.0	388 364	6 887 147	2 961 892	97.5	165 035
Abay	140 202	107.8	31 715	108 487	34 963	77.0	-
Akmola	237 469	76.5	41 830	192 209	128 111	75.4	3 430
Aktobe	352 943	89.8	-	352 943	195 168	77.7	-

Almaty	588 987	109.1	-	552 827	387 146	100.8	36 160
Atyrau	237 410	88.3	-	235 544	214 946	105.0	x
Batys Kazakhstan	202 947	73.9	-	200 889	147 269	129.9	x
Zhambyl	310 952	102.3	15 836	295 116	275 365	107.3	-
Zhetisu	115 545	111.3	31 083	84 462	75 658	122.2	-
Karagandy	266 283	114.5	10 622	255 661	34 168	79.9	-
Kostanay	247 702	102.2	58 514	188 866	74 771	85.3	x
Kyzylorda	330 532	103.7	-	330 532	304 393	98.0	-
Mangystau	251 332	70.3	-	251 332	122 769	87.2	-
Pavlodar	162 174	119.4	34 956	127 218	80 044	149.2	-
Soltustik Kazakhstan	90 445	118.9	3 178	87 267	66 238	121.0	-
Turkistan	370 858	120.2	14 128	356 730	344 825	126.5	-
Ulytau	30 170	105.2	4 357	25 813	21 964	135.1	-
Shygys Kazakhstan	141 586	104.4	44 205	97 381	38 859	87.8	-
Astana city	1 676 197	105.2	83 888	1 549 127	16 411	60.2	43 182
Almaty city	1 235 260	100.8	-	1 157 243	217 857	69.2	78 017
Shymkent city	451 552	115.8	14 052	437 500	180 967	97.1	-

In the field of education and healthcare in January-June 2024 23 general education schools for 9012 student places, 14 preschool institutions for 1620 places, 1 hospital for 250 places and 16 clinic for 425 visits per shift were put into operation.

Commissioning of social and cultural facilities



Spreadsheets:

[Main characteristics of commissioned facilities](#)

[The actual cost of construction of commissioned facilities](#)

[Commissioning of residential buildings \(total and usable area of commissioned residential buildings\)](#)

[Commissioning of individual and multi-apartment residential buildings](#)

[Average actual construction costs for 1 sq. meters of the total area of residential buildings](#)

[Commissioning of the total area of housing per 1000 people](#)

[Commissioning of educational and healthcare facilities](#)

4. Glossary

Construction and installation work - construction work on the construction of buildings and structures, expansion, reconstruction and technical re-equipment; work on the installation of power, technological and other equipment.

Construction object - a separate building or structure with all related equipment. Inventory, tools, galleries, flyovers, internal engineering networks and communications, for the construction (reconstruction. expansion) of which an independent object estimate is compiled.

5. Methodological explanations

Construction organizations include all general construction and specialized organizations, including repair and construction organizations. The main activity of construction organizations is to perform work under contracts with customers related to the type of economic activity "Construction" in accordance with the state "General Classifier of types of Economic Activities (GCTEA).

The volume of construction work includes the cost of construction work performed by enterprises engaged in construction activities under concluded construction contracts, which includes construction of new facilities, major and current repairs. Reconstruction, modernization of residential and non-residential buildings, engineering structures.

The index of the physical volume of construction works (services) is determined by the ratio of the volumes of completed construction works of the analyzed period to the previous period in actual prices, taking into account the deflator (price index).

The total area of a residential building (residential building) is calculated as the sum of the total areas of all dwellings and the areas of all non-residential premises, as well as the areas of parts of a residential building that are common property.

More detailed methodological explanations are available at the following links:

[Methodology for the formation of construction statistics indicators](#)

[Methodology for determining the gross output for the industry "Construction"](#)

6. Links to related publications

[Statistical compilation "Investment and construction activities in the Republic of Kazakhstan"](#)

7. Useful links

[Statistical form "Report on completed construction works \(services\)" \(index 1-KS monthly\);](#)

[Statistical form "Report on the commissioning of facilities" \(index 2-KS. monthly\);](#)

[Statistical form "Report on the commissioning of facilities by individual developers" \(index 1-IS. monthly\);](#)

[Information-analytical system "Taldau"/Construction and investments](#)

[Quality Report](#)

Responsible for the release: Department of Production and Environment Statistics	Acting Director of the Department: I.Torgautova Tel. +7 7172 749778	Executor: O.Edel Tel. +7 7172 749313 E-mail: O.Edel@aspire.gov.kz	Address: 010000, Astana city Mangilik el avenue, 8 House of Ministries, Entrance 4
--	--	---	--