

# On the execution of construction work and commissioning of facilities in January-May 2024

Date of publication: 17.06.2024

Date of next publication:  
17.07.2024

1. Key points
2. Volumes of completed construction works
3. Commissioning of residential buildings
4. Glossary
5. Methodological explanations
6. Links to related publications
7. Useful links

## 1. Key points

In January-May 2024, the volume of construction work increased by 8,1% and amounted to 1705 billion tenge.

Of the total volume of construction work in the republic, private construction organizations – 84,6%, foreign – 14,7% and state – 0,7% were performed.

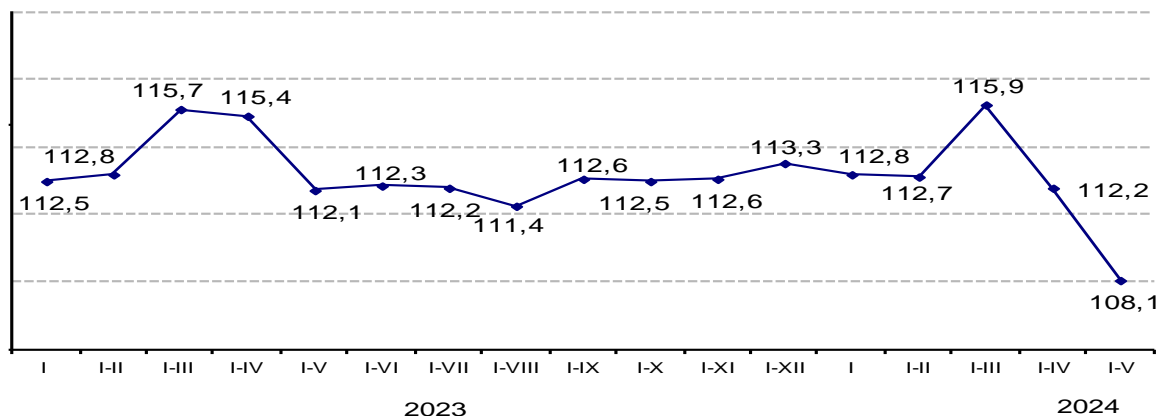
## 2. Volume of completed construction works

The increase in the volume of construction work in January-May 2024 compared to January-May 2023 is associated with construction and repair of residential buildings (by 25,2%) and structures (by 18,3%).

By types of construction work (services) performed in January-May 2024, the largest share is occupied by construction of non-residential buildings (23,7% in the total volume), residential buildings (14,7%) and highways (12,5%).

### Indices of the physical volume of construction work

as a percentage of the corresponding period of the previous year



### Dynamic tables:

[The volume of completed construction works \(services\) by months](#)

In the regional context, an increase in the volume of construction work was observed in eighteen regions of the republic. Significant growth was noted in the regions of Zhetisu (by 88,7%), Kyzylorda (by 45,2%), Karagandy (by 34%), Almaty (by 31,8%), Aktobe (by 20,2%), Shygyz Kazakhstan (by 13%), Turkistan (by 12%), regions and in the cities of Shymkent (by 30,7%) and Astana (24,2%).

### The volume of completed construction works (services)

	Total, thousand tenge	May 2024 as a percentage to		January-May 2024 as a percentage to January-May 2023	As a percentage of the republican volume
		April 2024	May 2023		
<b>Republic of Kazakhstan</b>	1 705 009 223	134,4	100,4	108,1	100,0
Abay	36 522 320	122,0	134,8	109,6	2,1
Akmola	44 573 284	344,8	85,5	104,7	2,6
Aktobe	72 310 910	127,1	99,6	120,2	4,2
Almaty	68 337 273	104,9	126,2	131,8	4,0
Atyrau	345 331 542	85,3	66,0	85,2	20,3
Batys Kazakhstan	57 711 298	156,0	86,3	102,1	3,4
Zhambyl	55 403 125	68,4	72,0	103,4	3,3
Zhetisu	60 214 708	129,1	144,9	188,7	3,5

Karagandy	130 335 176	158,0	113,8	134,0	7,7
Kostanay	46 651 228	176,5	109,4	105,3	2,7
Kyzylorda	42 403 973	180,8	144,5	145,2	2,5
Mangystau	53 199 052	78,1	129,3	87,6	3,1
Pavlodar	52 828 906	166,3	87,0	108,0	3,1
Soltustik Kazakhstan	25 956 262	186,5	113,6	103,9	1,5
Turkistan	78 743 284	147,2	125,9	112,0	4,6
Ulytau	32 059 726	184,1	124,5	108,9	1,9
Shygys Kazakhstan	87 453 132	137,7	104,0	113,0	5,1
Astana city	200 509 453	228,2	123,3	124,2	11,8
Almaty city	158 799 745	160,5	114,9	107,8	9,3
Shymkent city	55 664 826	123,0	115,7	130,7	3,3

### Spreadsheets:

[Key indicators of enterprises and organizations engaged in construction activities. including by types of facilities and types of work](#)

[The volume of completed construction works \(services\) by the dimension of enterprises](#)

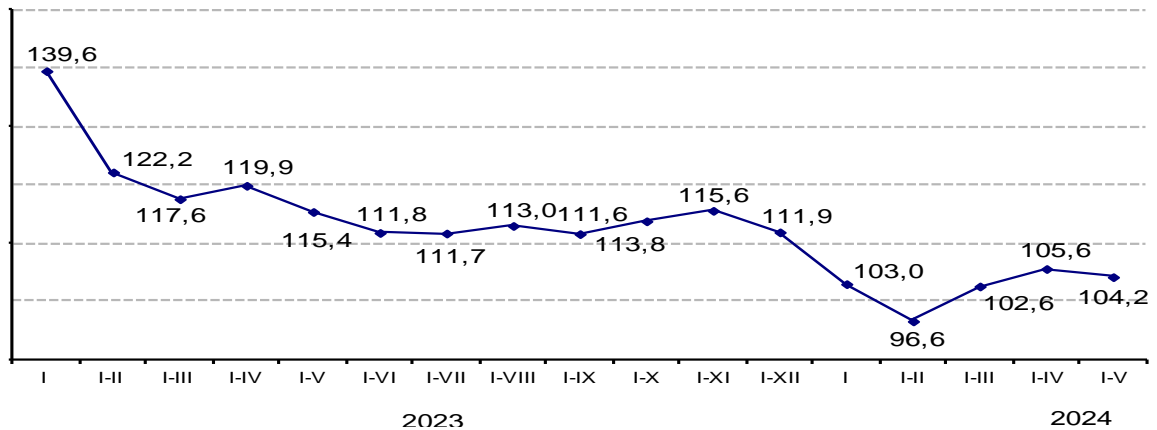
[The volume of completed construction works \(services\) by technological structure](#)

### 3. Commissioning of residential buildings

In January-May 2024, the total area of new facilities put into operation amounted to 6477,5 thousand square meters

#### Indices of the physical volume of commissioned housing

as a percentage of the corresponding period of the previous year



#### Dynamic table:

[Commissioning of residential buildings](#)

The total area of housing commissioned increased by 4,2% compared to January-May 2023 and amounted to 5697,4 thousand sq.m., of which 3585,2 thousand sq.m. - multi-apartment and 2083,1 thousand sq.m. - individual houses. Most of the housing – 5256,8 thousand sq.m. or 92,3% was put into operation by private developers, of which the population is 2186,8 thousand square meters.

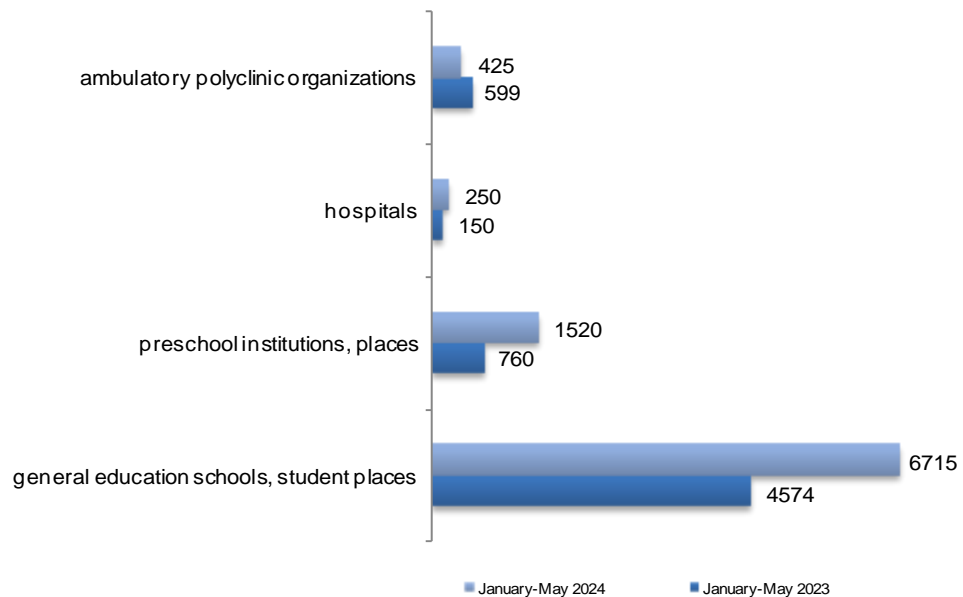
#### Total area of commissioned residential buildings

	Residential buildings commissioned		Including developers				
	sq. meters of total area	as a percentage of the corresponding period of the previous year	state property	private property	of them		foreign property
					population	as a percentage of the corresponding period of the previous year	
<b>Republic of Kazakhstan</b>	5 697 425	104,2	275 891	5 256 821	2 186 804	92,5	164 713
Abay	94 501	104,2	785	93 716	25 973	75,8	-
Akmola	199 946	77,0	33 041	163 475	105 750	76,1	3 430
Aktobe	297 200	108,3	-	297 200	150 133	82,7	-
Almaty	384 490	96,8	-	348 330	265 841	88,9	36 160
Atyrau	183 444	95,8	-	181 578	181 578	112,9	x
Batys Kazakhstan	163 173	78,9	-	161 115	125 453	133,9	x
Zhambyl	215 743	102,0	11 452	204 291	184 540	107,4	-
Zhetisu	83 564	117,7	20 563	63 001	54 197	95,8	-

Karagandy	213 723	102,7	10 622	203 101	30 612	85,5	-
Kostanay	175 115	100,1	50 400	124 715	52 599	74,6	-
Kyzylorda	236 358	104,4	-	236 358	214 802	98,4	-
Mangystau	147 769	63,8	-	147 769	101 249	89,3	-
Pavlodar	92 356	103,6	58	92 298	63 833	150,8	-
Soltustik Kazakhstan	51 501	116,5	-	51 501	41 166	102,5	-
Turkistan	243 876	119,1	14 128	229 748	217 843	106,4	-
Ulytau	19 565	82,2	4 357	15 208	11 359	77,0	-
Shygys Kazakhstan	101 800	104,6	44 205	57 595	31 873	99,4	-
Astana city	1 425 227	117,3	72 228	1 309 817	14 577	62,9	43 182
Almaty city	1 014 642	108,1	-	936 625	177 074	63,3	78 017
Shymkent city	353 432	112,9	14 052	339 380	136 352	89,3	-

In the field of education and healthcare in January-May 2024 16 general education schools for 6715 student places, 13 preschool institutions for 1520 places, 1 hospital for 250 places and 16 clinic for 425 visits per shift were put into operation.

### Commissioning of social and cultural facilities



### Spreadsheets:

[Main characteristics of commissioned facilities](#)

[The actual cost of construction of commissioned facilities](#)

[Commissioning of residential buildings \(total and usable area of commissioned residential buildings\)](#)

[Commissioning of individual and multi-apartment residential buildings](#)

[Average actual construction costs for 1 sq. meters of the total area of residential buildings](#)

[Commissioning of the total area of housing per 1000 people](#)

[Commissioning of educational and healthcare facilities](#)

## 4. Glossary

Construction and installation work - construction work on the construction of buildings and structures, expansion, reconstruction and technical re-equipment; work on the installation of power, technological and other equipment.

Construction object - a separate building or structure with all related equipment. Inventory, tools, galleries, flyovers, internal engineering networks and communications, for the construction (reconstruction. expansion) of which an independent object estimate is compiled.

## 5. Methodological explanations

Construction organizations include all general construction and specialized organizations, including repair and construction organizations. The main activity of construction organizations is to perform work under contracts with customers related to the type of economic activity "Construction" in accordance with the state "General Classifier of types of Economic Activities (GCTEA).

The volume of construction work includes the cost of construction work performed by enterprises engaged in construction activities under concluded construction contracts, which includes construction of new facilities, major and current repairs. Reconstruction, modernization of residential and non-residential buildings, engineering structures.

The index of the physical volume of construction works (services) is determined by the ratio of the volumes of completed construction works of the analyzed period to the previous period in actual prices, taking into account the deflator (price index).

The total area of a residential building (residential building) is calculated as the sum of the total areas of all dwellings and the areas of all non-residential premises, as well as the areas of parts of a residential building that are common property.

**More detailed methodological explanations are available at the following links:**

Methodology for the formation of construction statistics indicators

Methodology for determining the gross output for the industry "Construction"

## 6. Links to related publications

[Statistical compilation "Investment and construction activities in the Republic of Kazakhstan"](#)

## 7. Useful links

Statistical form "Report on completed construction works (services)" (index 1-KS monthly);

Statistical form "Report on the commissioning of facilities" (index 2-KS. monthly);

Statistical form "Report on the commissioning of facilities by individual developers" (index 1-IS. monthly);

Information-analytical system "Taldau"/Construction and investments

Quality Report

<b>Responsible for the release:</b> Department of Production and Environment statistics	<b>Director of the Department:</b> A.Isabekova Tel. +7 7172 749056	<b>Executor:</b> O.Edel Tel. +7 7172 749313 E-mail: o.edel@aspire.gov.kz	<b>Address:</b> 010000. Astana city Mangilik el avenue. 8 House of Ministries. Entrance 4
---	--	---	--