

The migration of the population of the Republic of Kazakhstan for January-September 2024

Date of publication: 11.11.2024

Date of next publication: 09.02.2025

1. Key points
2. Dynamic tables
3. Glossary
4. Methodological explanations
5. Useful links

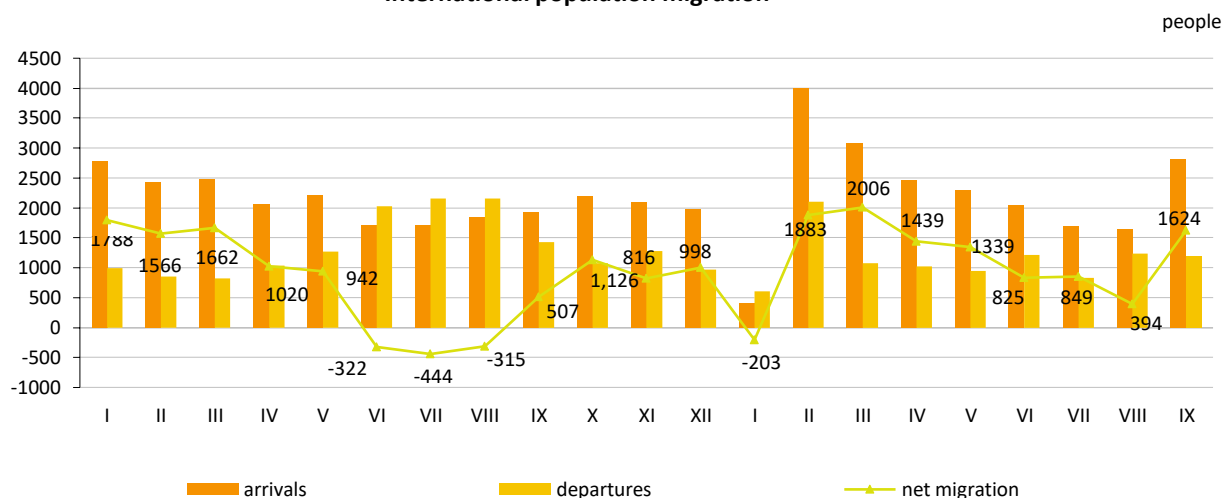
1. Key points

In January-September 2024 the number of arrivals in the country amounted 20383 to people, the number of departures from the country was 10201 people. The net migration amounted to 10182 people;

Compared to the corresponding period in 2023 the number of arrivals in Kazakhstan increased by 6.5%, the number of decreased from Kazakhstan departures by 19.9%;

The main migration exchange of the country takes place with the CIS countries. The share of arrivals from the CIS countries was 79.7%, the share of departures to these countries was 76.9%.

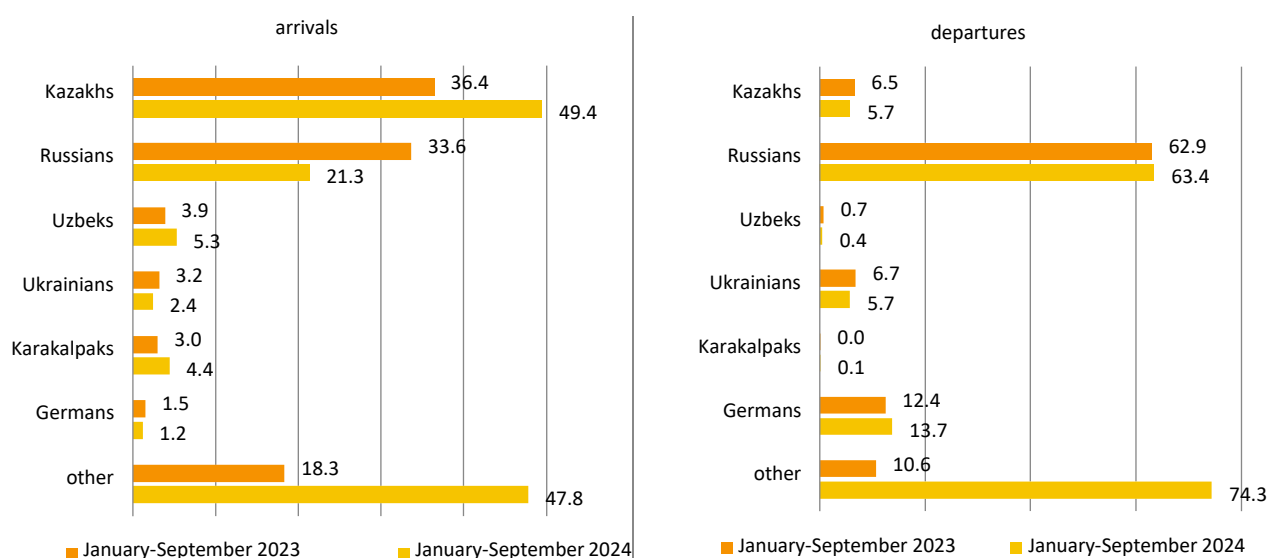
International population migration



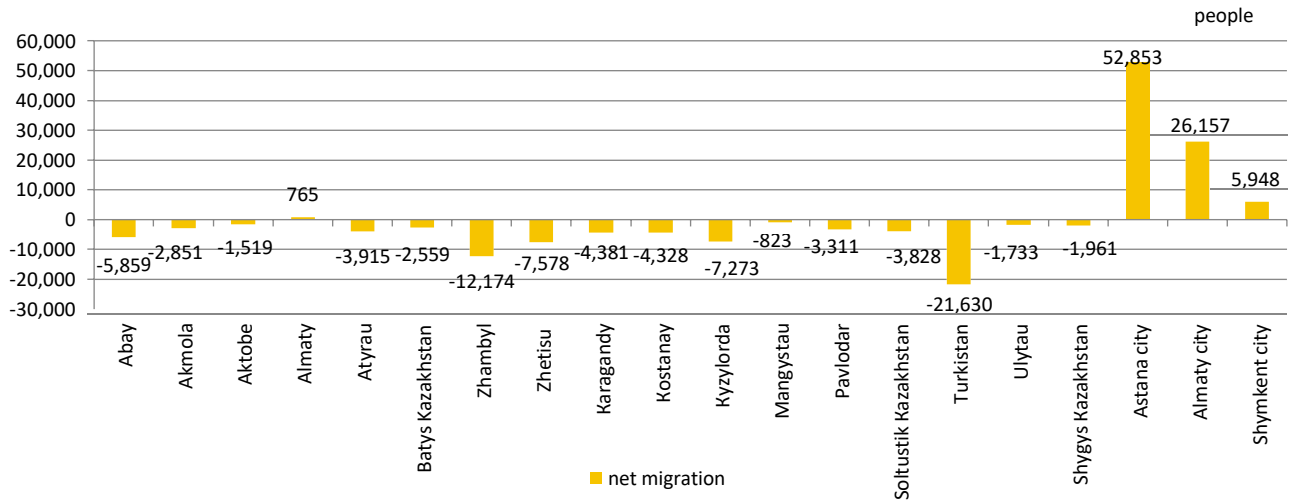
Spreadsheets

[Migration of the population for January-September 2024](#)

The structure of external migration by selected ethnic groups, as a percentage of the total number



Interregional population migration



The number of people moving within the country increased by 47.7% times compared to the corresponding period in 2023. In terms of interregional movements, a positive net population migration has developed in 4 regions of the country: the cities of Astana (52853people), Almaty (26157 people), Shymkent (5948 people) and Almaty region (765 people).

2. Dynamic tables

on years:

[External migration of the population](#)

[External migration by country](#)

[The net migration](#)

by month:

[Migration population growth](#)

[External migration of the population](#)

[Internal migration of the population](#)

3. Glossary

Population migration – the movement of people (migrants) across the borders of certain regions with a change of residence;

Number of arrivals – the number of people who entered the region from outside it during the reporting period;

Number of departures – the number of people who left the region outside of it during the reporting period;

Net migration – the difference between the number of arrivals in the region during the reporting period and the number of departures from it.

4. Methodological explanations

Population migration is the movement of people (migrants) across the borders of certain regions with a change of residence.

In the current statistical accounting, the numbers of arrivals and departures are conditionally fixed, but we are talking about the numbers of arrivals and departures.

The main indicators of migration are:

the number of arrivals;

the number of departures;

migration increase (or decrease), net migration, net migration.

Migration intensity indicators characterize the frequency of cases of change of residence in the total population over a certain period. The most commonly used are general annual migration intensity rates per 1.000 population.

5. Useful links

[Methodology for calculating the main indicators of population migration](#)

[Population Migration, Quality Report](#)

[Migration of the population, Information and analytical system «Taldau»](#)

Responsible for the release: Department of Population Statistics	Director of the Department: N. Khanzhigitov Tel. +7 7172 749061	Executor: Zh.Aidarbekova Tel. +7 (7172) 749540 E-mail: zhu.aidarbekova@aspire.gov.kz	Address: 010000, Astana Mangilik el avenue, 8 House of Ministries, Entrance 4
---	--	--	---
