

Structural statistics

Date of publication: 24.06.2024

Date of next publication: 24.06.2025

1. Key points

2. Methodological notes

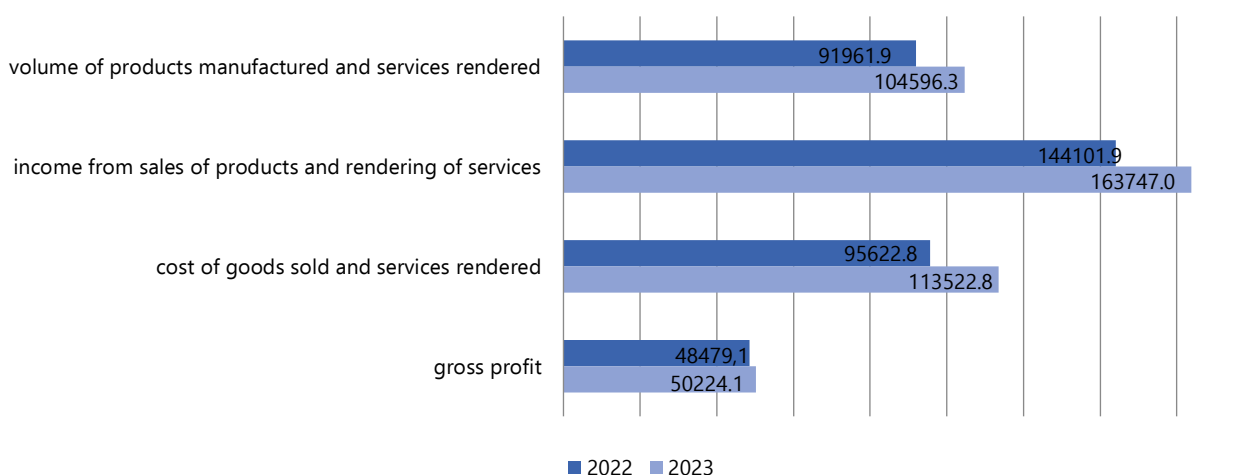
3. Useful links

1. Key points

The volume of manufactured products, work performed and services rendered to large, medium and small enterprises engaged in entrepreneurial activities for 2023 amounted to 104596,3 billion tenge.

Key indicators of financial and economic activity of enterprises

billion tenge



Financial and economic activities of large and medium-sized enterprises

The number of large and medium-sized enterprises with more than 100 employees for 2023 amounted to 4003 units, of which 2471 enterprises are medium-sized. Based on the results of the survey, the balanced financial result of economic entities was determined as a profit in the amount of 14764.7 billion tenge, the level of profitability (loss) of production was 18.5%.

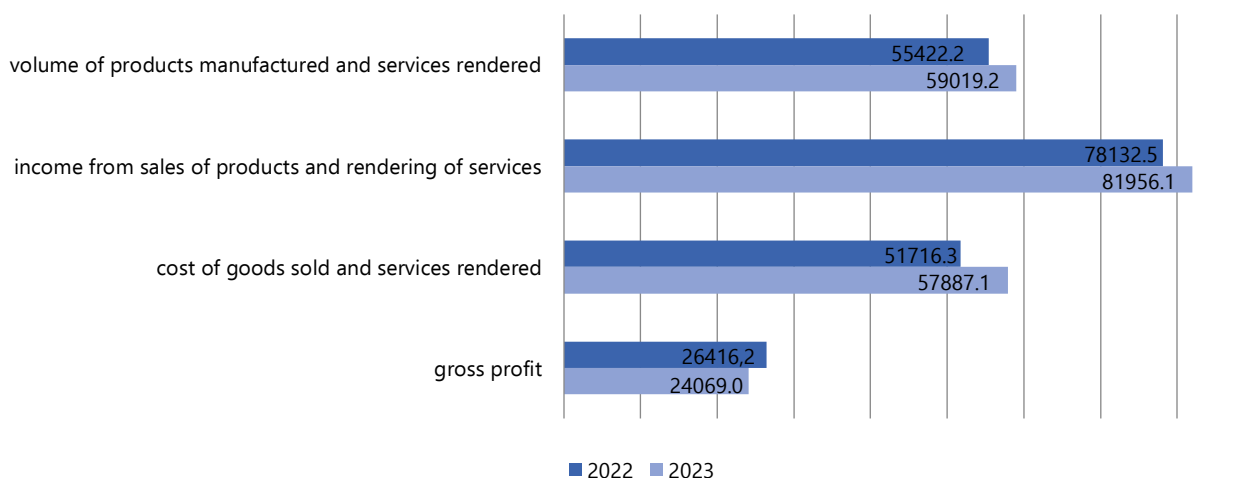
Production costs of which 55.8% - material costs, the share of labor costs and depreciation, respectively, 14.2% and 9.8%.

For 2023, the debt on obligations amounted to 70138.0 billion tenge, of which the overdue debt was at the level of 0.7%. For 2023, accounts receivable amounted to 17098.6 billion tenge, of which overdue debt was 2,8% .

The value of the assets of enterprises amounted to 145674.5 billion tenge. The main share was occupied by long-term assets - 67.4%.

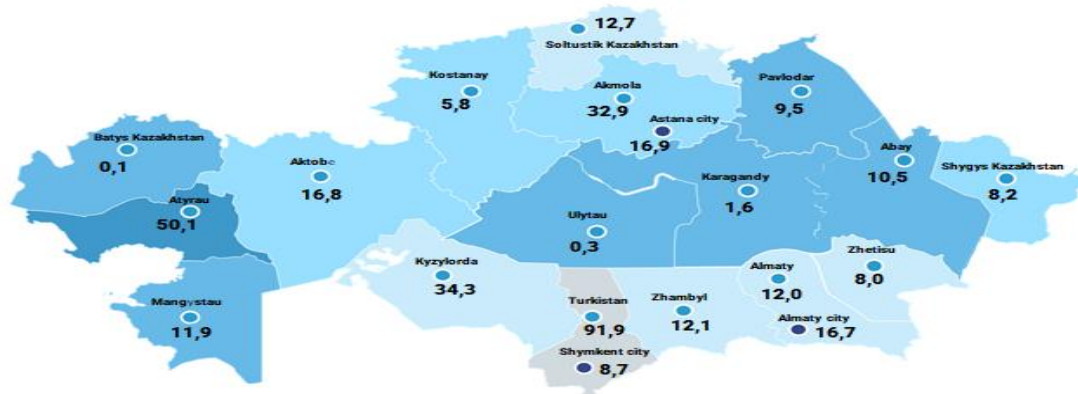
Key indicators of financial and economic activity of medium and large enterprises

billion tenge



Profitability of large and medium enterprises

in percentages



Key indicators of financial and economic activity of medium and large enterprises

	billion tenge		
	2021	2022	2023
Total number of enterprises, units	3 748	3 924	4 003
of which average, units	2 213	2 405	2 471
Volume of products manufactured and services rendered	42 113,7	55 422,2	59 019,2
of which medium	7 475,7	9 768,7	11 589,8
Income from sales of products and rendering of services	60 323,9	78 132,5	81 956,1
of which medium	12 999,5	16 430,5	18 613,0
Cost of goods sold and services rendered	39 355,0	51 716,3	57 887,1
of which medium	9 542,9	12 104,9	13 552,1
Gross profit	20 968,9	26 416,2	24 069,0

*Income from the sale of products and the provision of services-does not include the amount of the enterprises income received from the sale of goods and services, including goods purchased for resale in the main and secondary activities. Income from the sale of products and services does not include value added tax, excise, as well as the cost of returned goods, discounts on sales and discounts on price presented to the buyer.

Financial and economic activities of small enterprises

The number of small enterprises with up to 100 employees in 2023 amounted to 343135 units;

Based on the results of the survey, the balanced financial result of economic entities was determined as a profit in the amount of 14560,6 billion tenge.

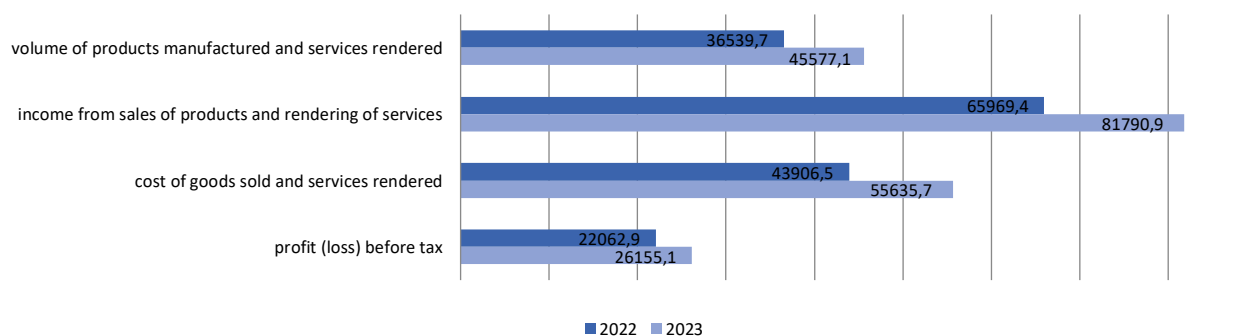
The volume of expenses of small enterprises amounted to 43566,3 billion tenge, of which 22,9% - material costs, the share of labor costs and depreciation, respectively, 11,2% and 5,2%.

The payroll number of employees of small enterprises for 2023 in the republic amounted to 1756,3 thousand people, the average monthly salary of one employee was 249166 tenge.

For 2023 income from the sale of products and the provision of services amounted to 81790,9 billion tenge.

Main indicators of small enterprises

billion tenge



Main performance indicators of small enterprises

billion tenge

	2021	2022	2023
The number of small enterprises, units	237 914	320 690	343 135
The number of employees of small enterprises on average per quarter, people	1 421 017	1 645 995	1 756 625
Average monthly salary of one employee,	180 969	213 122	249 166

tenge			
The volume of products manufactured, work performed and services rendered, billion tenge	28 025,4	36 539,7	45 577,1
Income from sales of products and services	57 646,6	65 969,4	81 790,9
Cost of goods sold and services rendered	40 259,1	43 906,5	55 635,7
Gross profit	17 387,5	22 062,9	26 155,1

2 . Methodological notes

The volume of products manufactured, works performed and services rendered is the cost of all products manufactured and services rendered at producer prices.

Income from the sale of products and the provision of services - the amount of income received and receivable minus value added tax, excises, as well as the cost of returned goods, sales discounts and price discounts presented to the buyer.

The cost of goods sold and services rendered is the actual cost of sold (shipped) finished products (works, services).

Non-manufacturing expenses are expenses of the period, which include expenses for the sale of products and services, administrative expenses, financing expenses.

Profit (loss) before tax - the financial result from the sale of products (goods, services), which is defined as the difference between the income from the sale of products (goods, services) and the cost of sales of products (goods, services), as well as expenses not included in the cost products (goods, services).

The profitability of enterprises characterizes the efficiency of their activities, is calculated as the ratio of profit (loss) before taxation to the costs of production and sale of products (works, services), taking into account the expenses of the period.

Indebtedness under obligations - funds temporarily attracted by the enterprise and subject to return to the relevant legal entities and individuals. Accounts payable are unfulfilled payments for shipped goods, unpaid taxes, unpaid accrued wages.

Overdue debt - the amount of overdue debt, including the carry-over balances of debt from the previous period and outstanding at the reporting date.

3 . Useful links

Structural statistics, Information and analytical system "Taldau"

Statistical form "Report on the financial and economic activities of the enterprise" (index - 1-PF, frequency - annual)

Statistical form "Report on the activities of a small enterprise" (index - 2-MP, frequency - annual)

Release Responsible: Department of National Accounts	Director of the Department: A.Nakipbekov Tel. +7 7172 749717	Executor: G.Omarova, A.Smadiarova Tel. +7 7172 749521,749306 E-mail: gul.omarova@aspire.gov.kz a.smadyarova@aspire.gov.kz	Address: 010000, Astana city , 8 House of Ministries, entrance 4
----------------------------------------------------------------	---------------------------------------------------------------------------	------------------------------------------------------------------------------------------------------------------------------------------------------------------------------------------------------------------------------------------	-------------------------------------------------------------------------------