

Structural statistics

Date of publication:21.06.2024

Date of next publication:23.09.2024

[1. Key points](#)

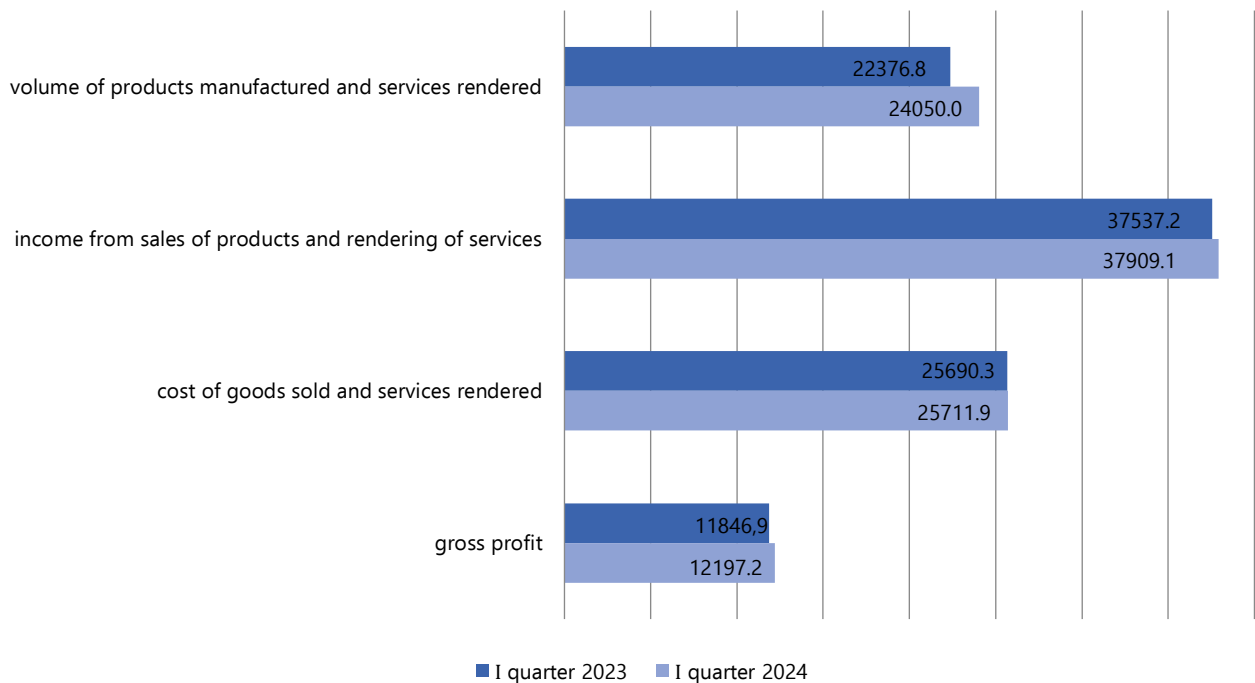
[2. Useful links](#)

1. Key points

The volume of manufactured products, work performed and services rendered to large, medium and small enterprises engaged in entrepreneurial activities In the I quarter of 2024 amounted to 24050.0 billion tenge.

Key indicators of financial and economic activity of enterprises

billion tenge



Financial and economic activities of large and medium-sized enterprises

The number of large and medium-sized enterprises with more than 100 employees in the I quarter of 2024 amounted to 4106 units, of which 2578 enterprises are medium-sized. Based on the results of the survey, the balanced financial result of economic entities was determined as a profit in the amount of 3525.5 billion tenge, the level of profitability (loss) of production was 17.7%.

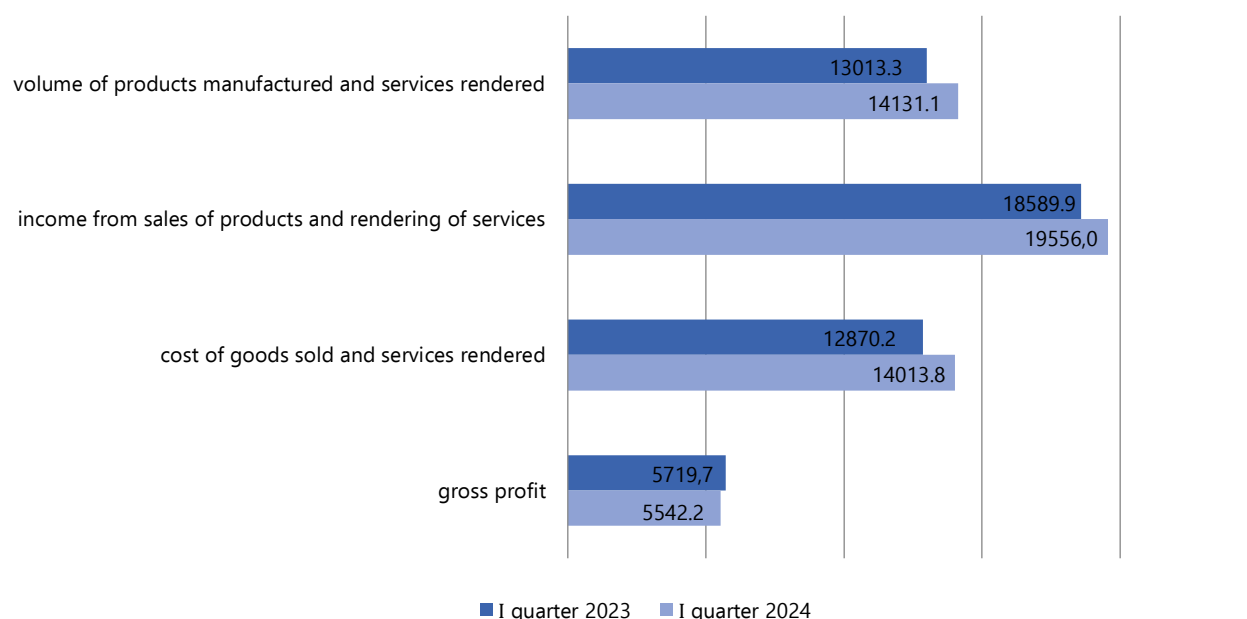
Production costs of which 48.4% - material costs, the share of labor costs and depreciation, respectively, 15.7% and 17.9%.

In the I quarter of 2024 the debt on obligations amounted to 72045.5 billion tenge, of which the overdue debt was at the level of 1%. In the I quarter of 2024, accounts receivable amounted to 17707.1 billion tenge, of which overdue debt was 3.4%.

The value of the assets of enterprises amounted to 148770.2 billion tenge. The main share was occupied by long-term assets –66.2%.

Key indicators of financial and economic activity of large and medium enterprises

billion tenge



Profitability of large and medium enterprises

in percentages



Key indicators of financial and economic activity of large and medium enterprises

billion tenge

	I quarter 2022	I quarter 2023	I quarter 2024
Total number of enterprises, units	4 033	4 072	4 106
of which average, units	2 473	2 538	2 578
Volume of products manufactured and services rendered	12 098,3	13 013,3	14 131,1
of which medium	1 870,0	2 341,0	2 594,8
Income from sales of products and rendering of services*	17 071,5	18 589,9	19 556,0
of which medium	3 322,3	3 954,2	4 162,4
Cost of goods sold and services rendered	10 517,7	12 870,1	14 013,8
of which medium	2 397,3	2 840,1	2 984,5
Gross profit	6 553,8	5 719,7	5 542,2

*Income from the sale of products and the provision of services does not include the amount of the enterprises income received from the sale of goods and services, including goods purchased for resale in the main and secondary activities. Income from the sale of products and services does not include value added tax, excise, as well as the cost of returned goods, discounts on sales and discounts on price presented to the buyer.

Financial and economic activities of small enterprises

According to the results of the survey of small enterprises for I quarter of 2024, the net financial result of economic entities was determined as a profit in the amount of 3848,2 billion tenge.

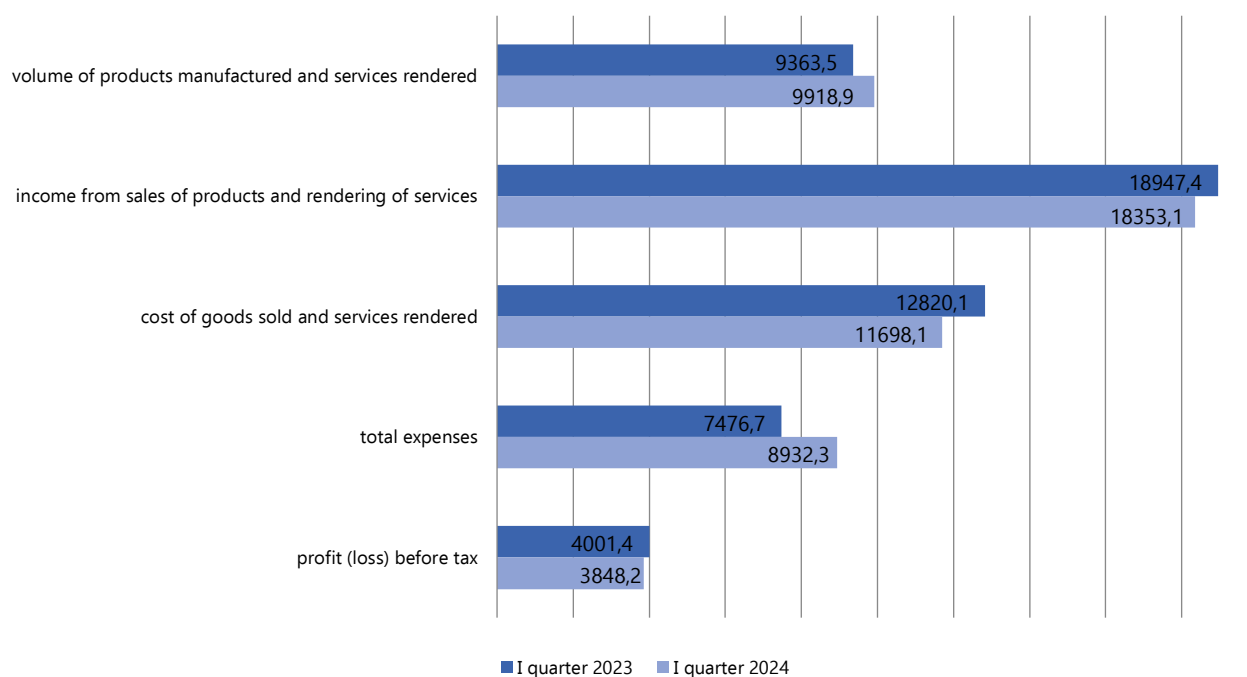
The volume of expenses of small enterprises amounted to 8932,2 billion tenge, of which 23,8%, material costs, the share of labor costs and depreciation, respectively, 14,2% and 6,4%.

For I quarter of 2024 the payroll of employees of small enterprises in the republic amounted to 1570,9 thousand people, the average monthly salary of one employee was 302363 tenge.

For the I quarter of 2024, income from the sale of products and the provision of services amounted to 18353,1 billion tenge.

Main indicators of small enterprises

billion tenge



Main performance indicators of small enterprises

billion tenge

	I quarter 2022	I quarter 2023	I quarter 2024
Number of small enterprises, units	292 008	336 515	342 872
The number of employees of small enterprises on average per quarter, people	1 479 263	1 561 974	1 570 877
Average monthly wage per employee, tenge	205 259	246 951	302 363
The volume of products manufactured, work performed and services rendered, billion tenge	7 471,3	9 363,5	9 918,9
Income from sales of products and services	14 191,9	18 947,3	18 353,1
Cost of goods sold and services rendered	9 286,6	12 820,1	11 698,1
Grossprofit	4 905,3	6 127,3	6 655,0

2. Useful links

[Structural statistics, Information and analytical system "Taldau".](#)

[Statistical form "Report on the financial and economic activities of the enterprise" \(index - 1-PF, frequency - quarter\)](#)

[Statistical form "Report on the activities of a small enterprise" \(index - 2-MP, frequency - quarter\)](#)

Release Responsible: Department of National Accounts	Director of the Department: A.Nakipbekov Tel. +7 7172 749717	Artist: G.Omarova, A.Smadiarova Tel. +7 7172 749521,749306 E-mail: gul.omarova@aspire.gov.kz Email: a.smadyarova@aspire.gov.kz	Address: 010000, Astana avenue , 8 House of Ministries, entrance 4
--	---	---	---
