

# On the execution of construction work and commissioning of facilities in January–March 2024

Date of release: 17 April 2024  
Next date of release: 17 May 2024

- 1. Key points
- 2. Volumes of completed construction works
- 3. Commissioning of residential buildings
- 4. Glossary
- 5. Methodological explanations
- 6. Links to related publications
- 7. Useful links

## 1. Key points

In January–March 2024, the volume of construction work increased by 15.9% and amounted to 855.6 billion tenge.

Of the total volume of construction work in the republic, private construction organizations – 84.6%, foreign – 14.2% and state – 1.2% were performed.

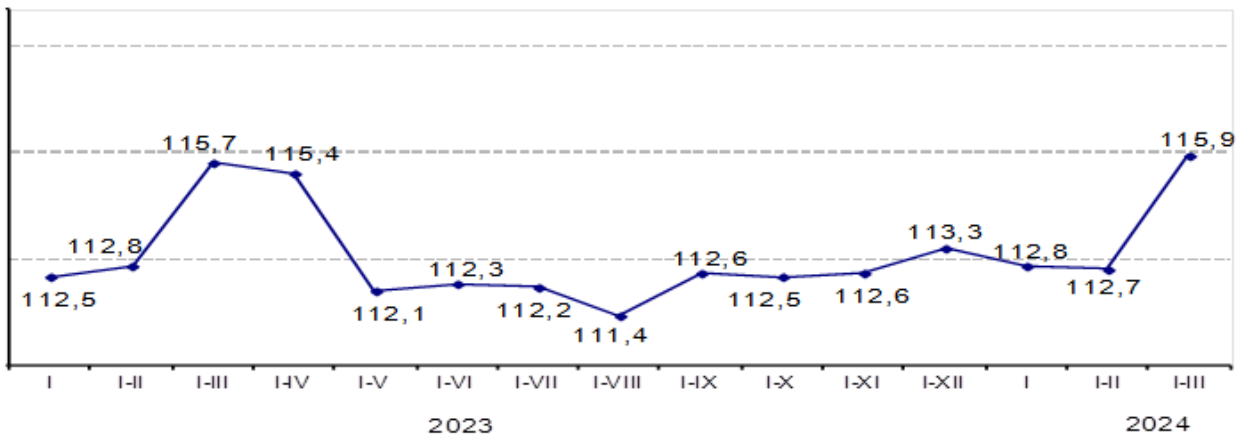
## 2. Volume of completed construction works

The increase in the volume of construction work in January–March 2024 compared to January–March 2023 is associated with construction and repair of residential buildings (by 41.8%) and structures (by 13.9%).

By types of construction work (services) performed in January–March 2024, the largest share is occupied by construction of non-residential buildings (24.7% in the total volume), residential buildings (16.6%) and highways (9.3%).

### Indices of the physical volume of construction work

as a percentage of the corresponding period of the previous year



Dynamic tables:

[The volume of completed construction works \(services\) by months](#)

In the regional context, an increase in the volume of construction work was observed in nineteen regions of the republic. Significant growth was noted in the regions of Zhetisu (2.7 times), Akmola (by 49.1%), Kyzylorda (by 47.9%), Karagandy (by 46.9%), Pavlodar (by 39.6%), Batys Kazakhstan (by 35.5%), Almaty (by 32.5%), Aktobe (by 26.6%), Shygys Kazakhstan (by 14.2%) regions and in the cities of Astana (by 46.3%) and Shymkent (37.9%).

### The volume of completed construction works (services)

	Total, thousand tenge	March 2024 as a percentage to		January-March 2024 as a percentage to January - March 2023	As a percentage of the republican volume
		February 2024	March 2023		
<b>Republic of</b>					
<b>Kazakhstan</b>	855 576 456	213.5	118.3	115.9	100.0
Abai	21 373 203	284.0	106.0	106.7	2.5
Akmola	19 702 312	544.6	164.7	149.1	2.3
Aktobe	38 190 080	224.2	136.0	126.6	4.5
Almaty	30 238 946	1352.9	141.0	132.5	3.5
Atyrau	177 752 204	88.5	89.1	100.4	20.8
Batys Kazakhstan	33 325 317	171.5	146.9	135.5	3.9
Zhambyl	31 580 775	278.4	96.4	110.6	3.7
Zhetisu	24 973 724	319.0	283.0	271.6	2.9
Karagandy	59 266 748	260.4	162.1	146.9	6.9
Kostanai	27 206 902	104.8	107.3	108.8	3.2
Kyzylorda	23 305 621	897.7	148.1	147.9	2.7
Mangystau	21 372 896	180.1	45.5	56.1	2.5
Pavlodar	24 370 174	204.0	140.4	139.6	2.8
Soltustik Kazakhstan	13 657 600	457.2	100.2	104.8	1.6
Turkistan	36 667 030	152.4	116.0	108.8	4.3
Ulytau	16 601 888	225.7	140.4	121.8	1.9
Shygys Kazakhstan	40 302 366	265.9	121.3	114.2	4.7
Astana city	94 844 620	169.5	158.2	146.3	11.1
Almaty city	93 944 344	530.7	106.1	103.5	11.0
Shymkent city	26 899 706	525.7	152.8	137.9	3.1

### Spreadsheets:

[Key indicators of enterprises and organizations engaged in construction activities. including by types of facilities and types of work](#)

[The volume of completed construction works \(services\) by the dimension of enterprises](#)

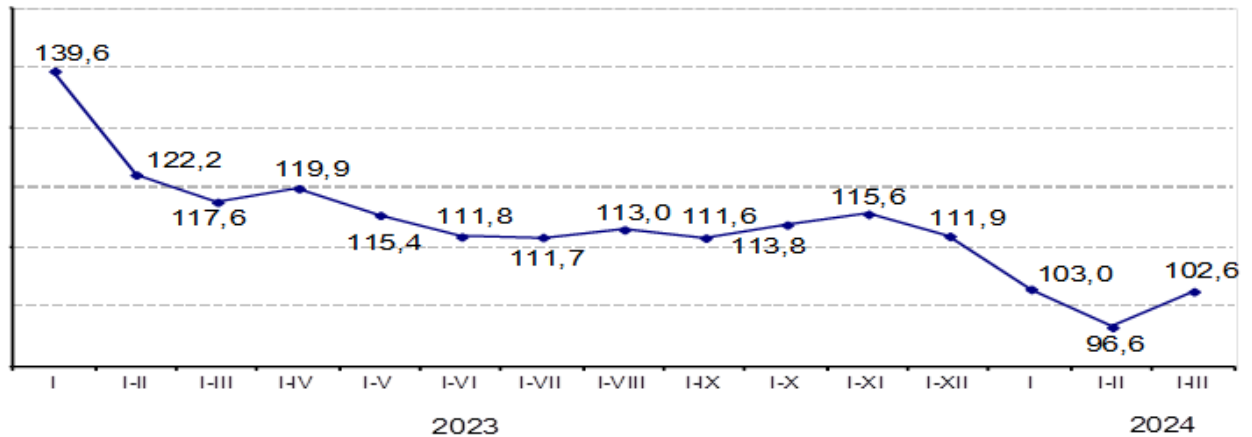
[The volume of completed construction works \(services\) by technological structure](#)

### 3. Commissioning of residential buildings

In January-March 2024, the total area of new facilities put into operation amounted to 3903.8 thousand square meters

### Indices of the physical volume of commissioned housing

as a percentage of the corresponding period of the previous year



#### Dynamic table:

#### Commissioning of residential buildings

The total area of housing commissioned increased by 2.6% compared to January-March 2023 and amounted to 3470.8 thousand sq.m., of which 2262.6 thousand sq.m. – multi-apartment and 1186.7 thousand sq.m. – individual houses. Most of the housing – 3177.3 thousand sq.m. or 91.5% was put into operation by private developers, of which the population is 1222.4 thousand square meters.

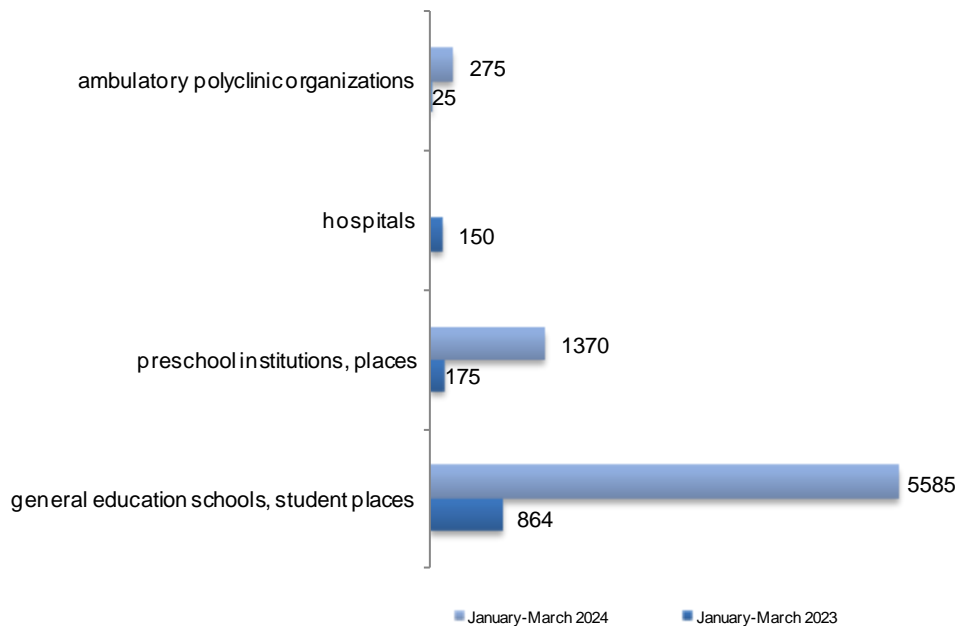
#### Total area of commissioned residential buildings

	Residential buildings commissioned		Including developers				
	sq. meters of total area	as a percentage of the corresponding period of the previous year	state property	private property	of them		foreign property
					population	as a percentage of the corresponding period of the previous year	
Republic of Kazakhstan	3 470			3 177	1 227		80
Abai	849	102.6	213 268	259	440	90.4	322
Akmola	59 997	106.7	-	59 997	15 623	62.5	-
Aktobe	142 031	84.4	33 041	105	62 509	74.1	3 430
Almaty	194 994	100.8	-	194	90 516	79.6	-
Atyrau	249 942	103.6	-	213	143 201	97.5	36
Batys Kazakhstan	91 655	68.2	-	782	89 789	86.5	160
Zhambyl	80 926	76.9	-	80 926	56 894	133.2	x
Zhetisu	125 599	102.8	11 452	114	98 839	108.8	-
Karagandy	50 942	128.8	17 184	147	29 116	104.1	-
Kostanai	177 424	120.2	4 688	172	18 035	94.4	-
	117 707	103.3	45 331	736	32 446	75.4	-

Kyzylorda				153			
	153 742	106.9	-	742	135 308	99.7	-
Mangystau	92 097	63.9	-	92 097	59 709	102.1	-
Pavlodar	47 864	104.6	-	47 864	44 331	225.3	-
Soltustik Kazakhstan	28 508	120.0	-	28 508	21 731	92.4	-
Turkistan				136			
	150 262	125.0	14 128	134	136 134	113.2	-
Ulytau	8 169	52.6	-	8 169	4 320	66.5	-
Shygys Kazakhstan	65 327	103.4	44 205	21 122	19 217	114.9	-
Astana city				909			
	955 562	130.2	x	851	8 394	60.4	x
Almaty city				491			
	527 622	81.7	-	228	108 811	62.1	x
Shymkent city				150			
	150 479	119.7	-	479	52 517	57.9	-

In the field of education and healthcare in January-March 2024 12 general education schools for 5585 student places, 12 preschool institutions for 1370 places and 11 clinic for 275 visits per shift were put into operation.

### Commissioning of social and cultural facilities



### Spreadsheets:

[Main characteristics of commissioned facilities](#)

[The actual cost of construction of commissioned facilities](#)

[Commissioning of residential buildings \(total and usable area of commissioned residential buildings\)](#)

[Commissioning of individual and multi-apartment residential buildings](#)

[Average actual construction costs for 1 sq. meters of the total area of residential buildings](#)

[Commissioning of the total area of housing per 1000 people](#)

[Commissioning of educational and healthcare facilities](#)

## 4. Glossary

Construction and installation work – construction work on the construction of buildings and structures, expansion, reconstruction and technical re-equipment; work on the installation of power, technological and other equipment.

Construction object – a separate building or structure with all related equipment. Inventory, tools, galleries, flyovers, internal engineering networks and communications, for the construction (reconstruction, expansion) of which an independent object estimate is compiled.

## 5. Methodological explanations

Construction organizations include all general construction and specialized organizations, including repair and construction organizations. The main activity of construction organizations is to perform work under contracts with customers related to the type of economic activity "Construction" in accordance with the state "General Classifier of types of Economic Activities (GCTEA).

The volume of construction work includes the cost of construction work performed by enterprises engaged in construction activities under concluded construction contracts, which includes construction of new facilities, major and current repairs. Reconstruction, modernization of residential and non-residential buildings, engineering structures.

The index of the physical volume of construction works (services) is determined by the ratio of the volumes of completed construction works of the analyzed period to the previous period in actual prices, taking into account the deflator (price index).

The total area of a residential building (residential building) is calculated as the sum of the total areas of all dwellings and the areas of all non-residential premises, as well as the areas of parts of a residential building that are common property.

**More detailed methodological explanations are available at the following links:**

Methodology for the formation of construction statistics indicators

Methodology for determining the gross output for the industry "Construction"

## 6. Links to related publications

[Statistical compilation "Investment and construction activities in the Republic of Kazakhstan"](#)

## 7. Useful links

Statistical form "Report on completed construction works (services)" (index 1-KS monthly);

Statistical form "Report on the commissioning of facilities" (index 2-KS. monthly);

Statistical form "Report on the commissioning of facilities by individual developers" (index 1-IS. monthly);

Information-analytical system "Taldau"/Construction and investments

Quality Report

Responsible for the release:	Acting Director of the Department:	Executor:	Address:
Department of Production and	I.Torgautova	O.Edel	010000. Astana city
	Tel. +7 7172 749056	Tel. +7 7172 749313	Mangilik el avenue. 8
			House of Ministries.

