

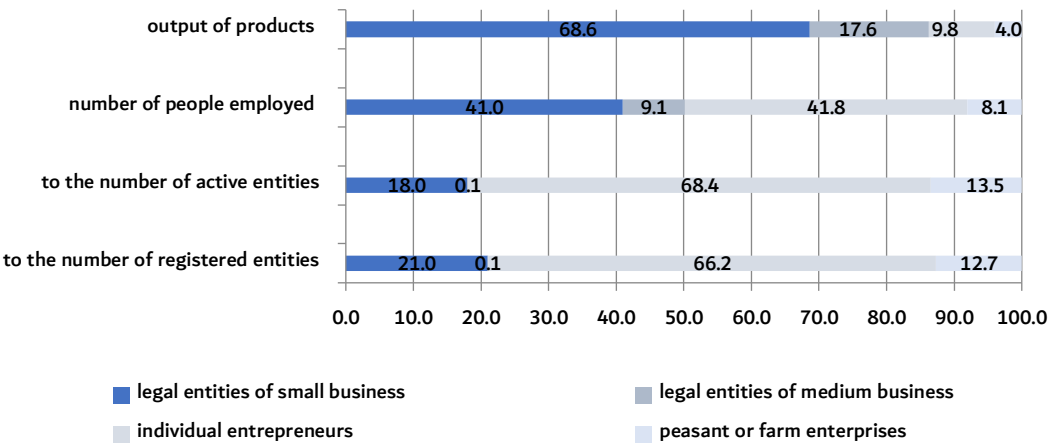
- 1. Key points
 - SME in the context of organizational and legal forms
 - SME by type of economic activity
- 2. Contribution of SME to the national economy
- 3. Glossary
- 4. Methodological notes
- 5. Links to related publications
- 6. Useful links

1. Key points
The number of registered SME entities as of January 1, 2024 amounted to 2178.9 thousand units;
SME entities as of January 1, 2024 amounted to 2002.2 thousand units;
The number of people employed in SME as of January 1, 2024 amounted to 4326 thousand people;
The output of products by SME entities in January-December 2023 amounted to 68710.5 billion rubles.

1 picture

The structure of the main performance indicators of SME entities
for January-December of 2023

in percentages



In the total number of operating SME entities, the share of individual entrepreneurs was 68.4%, legal entities of small business - 18%, peasant or farm enterprises - 13.5%, legal entities of medium business - 0.1%.

SME in the context of organizational and legal forms

In terms of organizational and legal forms, the largest number of registered entities are individual entrepreneurs - 1.4 million units, of which 1.3 million units are active.
The largest number of employed falls on small enterprises - 1.7 million people and individual entrepreneurs - 1.8 million units.
The output of small enterprises amounted to 47.2 trillion. tenge, which is 68.6% of the total output of all SME entities.

Table 1

Main performance indicators of SME entities

	January 1, 2024	January 1, 2023
Registered small and medium enterprises, units	2 178 951	2 026 527
including:		
small enterprises	456 655	438 403
medium enterprises	3 024	3 032
individual entrepreneurs	1 442 861	1 336 490
farms or farms	276 411	248 602
Operating small and medium enterprises, units	2 002 199	1 818 764
including:		
small enterprises	360 268	340 584
medium enterprises	2 940	2 924

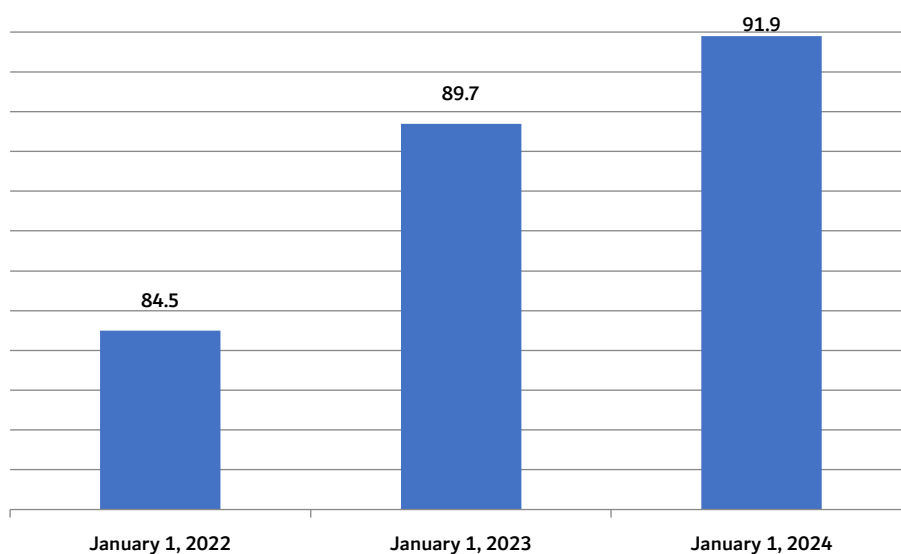
individualentrepreneurs	1 369 043	1 234 536
farmsorfarms	269 948	240 720
Number of people employed in small and medium enterprises, people	4 326 316	4 109 741
including:		
atsmallenterprises	1 772 925	1 728 767
atmediumenterprises	395 186	380 081
fromindividualentrepreneurs	1 808 655	1 678 463
infarmsorfarms	349 550	322 430
Output of products by small and medium enterprises, million tenge	68 710 494	59 221 488
including:		
smallenterprises	47 162 247	42 069 312
mediumenterprises	12 085 620	9 699 892
individualentrepreneurs	6 729 352	4 468 161
farmsorfarms	2 733 275	2 984 133

Dynamic tables:

2 picture

Share of active in the total number of registered SME entities

in percentages



The share of operating in the total number of registered SME entities amounted to 91.9%, which is 2.1 p.p. above the level of the previous year. The largest share in the regional context prevails in Turkistan (98.1%), Almaty (94.9%), Ulytau(94.6%), Kostanay (94.5%) and Kyzylorda (94.4%) regions. The smallest share was recorded in Astana (89.2%) and Almaty (89.1%) cities..

table 2

Main performance indicators of SME entities

	On January 1, 2024		On January 1, 2023	
	to the number of registered SME entities, units init	to the number of active SME entities, units init	to the number of registered SME entities, units init	to the number of active SME entities, units init
Republic of Kazakhstan	2 178 951	2 002 199	2 026 527	1 818 764
Abai	57 925	53269	54 845	49 693
Akmola	62 503	57919	59 846	54 838
Aktobe	92 112	83819	90 622	82 580
Almaty	141 877	134628	126 343	116 585
Atyrau	70 866	65045	69 332	63 115
Batys Kazakhstan	62 642	57653	58 546	53 008
Zhambyl	118 621	106779	106 194	92 572
Zhetisu	63 584	58914	59 523	53 600
Karagandy	109 615	99190	104 175	93 086
Kostanai	67 997	64286	65 125	61 133
Kyzylorda	71 147	67180	71 823	67 145
Mangystau	84 971	79742	81 619	75 341
Pavlodar	60 689	54578	58 274	52 084
Soltustik Kazakhstan	37 977	34891	36 305	33 066
Turkistan	210 898	206855	188 186	184 579
Ulytau	19 858	18791	18 760	17 413
Shygys Kazakhstan	69 702	62616	68 753	61 475
Astana city	254 999	227386	232 081	204 308
Almaty city	381 950	340132	353 766	292 734

Shymkent city	139 018	128 526	122 409	110 409
	On January 1, 2024	For January-December 2023	On January 1, 2023	For January-December 2022
	number of people employed in SME, people	in the output of products by SME entities, million tons	number of people employed in SME, people	in the output of products by SME entities, million tons
Republic of Kazakhstan	4 326 316	68 710 494	4 109 741	59 221 488
Abai	105 110	1 010 989	99 473	653 473
Akmola	142 704	1 597 664	140 914	1 589 934
Aktobe	179 474	2 268 851	181 968	1 774 299
Almaty	244 804	3 623 619	223 516	2 834 846
Atyrau	148 051	5 064 605	152 405	6 231 472
Batys Kazakhstan	125 446	2 318 951	122 440	2 271 359
Zhambyl	169 495	1 266 445	151 884	1 056 476
Zhetisu	108 025	1 079 608	102 053	935 940
Karagandy	243 800	2 719 175	232 552	2 414 804
Kostanai	163 725	2 076 276	166 315	2 138 576
Kyzylorda	121 051	783 273	121 700	645 195
Mangystau	151 382	1 915 995	155 340	1 831 998
Pavlodar	136 805	1 535 085	136 236	1 362 019
Soltustik Kazakhstan	105 713	992 156	106 426	1 315 747
Turkistan	287 375	1 867 417	263 611	1 429 254
Ulytau	31 072	232 090	31 199	167 614
Shygys Kazakhstan	164 169	1 711 604	157 970	1 409 365
Astana city	515 502	14 720 400	489 593	11 422 861
Almaty city	949 253	19 256 180	868 496	15 774 749
Shymkent city	233 360	2 670 111	205 650	1 961 507

Dynamic tables:

[Number of registered SME entities by region](#)

[Number of active SME entities by region](#)

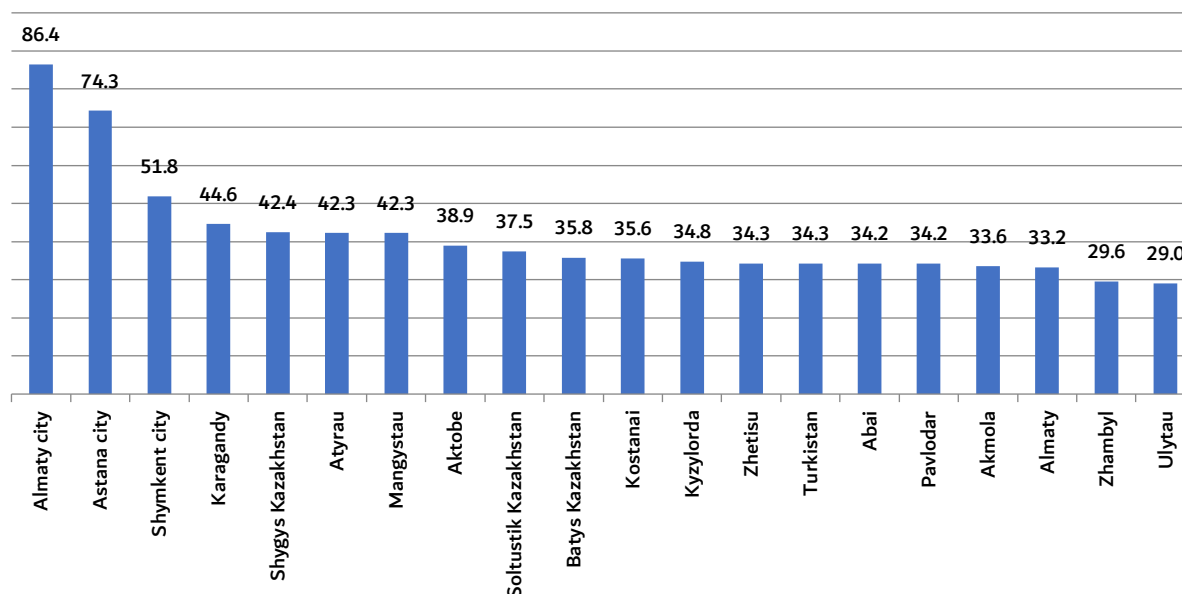
[Number of people employed in SME by regions](#)

[Output of products by SME by region](#)

3 picture

Share of employed in SME in the economically active population for January-December of 2023

in percentages



SMEs account for 45.6% of the total economically active population of the country. The largest share in the regional context prevails in Almaty and Astana. The smallest share was recorded in the Ulytau region.

SME by type of economic activity

The number of registered SME entities as of January 1, 2024 amounted to 2178.9 thousand units and increased by 7% compared to the corresponding date in 2023 - 2026.5 thousand units.

The number of operating SME entities as of January 1, 2023 amounted to 2002.1 thousand units and increased by 9.2% compared to the same period in 2023 - 1818.8 thousand units.

The number of people employed in SME as of January 1, 2023 amounted to 4326 thousand people, which is 5.3% more.

The output of products by SME entities for January-December 2023 amounted to 68710.5 billion tenge and increased by 16% compared to the corresponding period of 2022 in comparable prices.

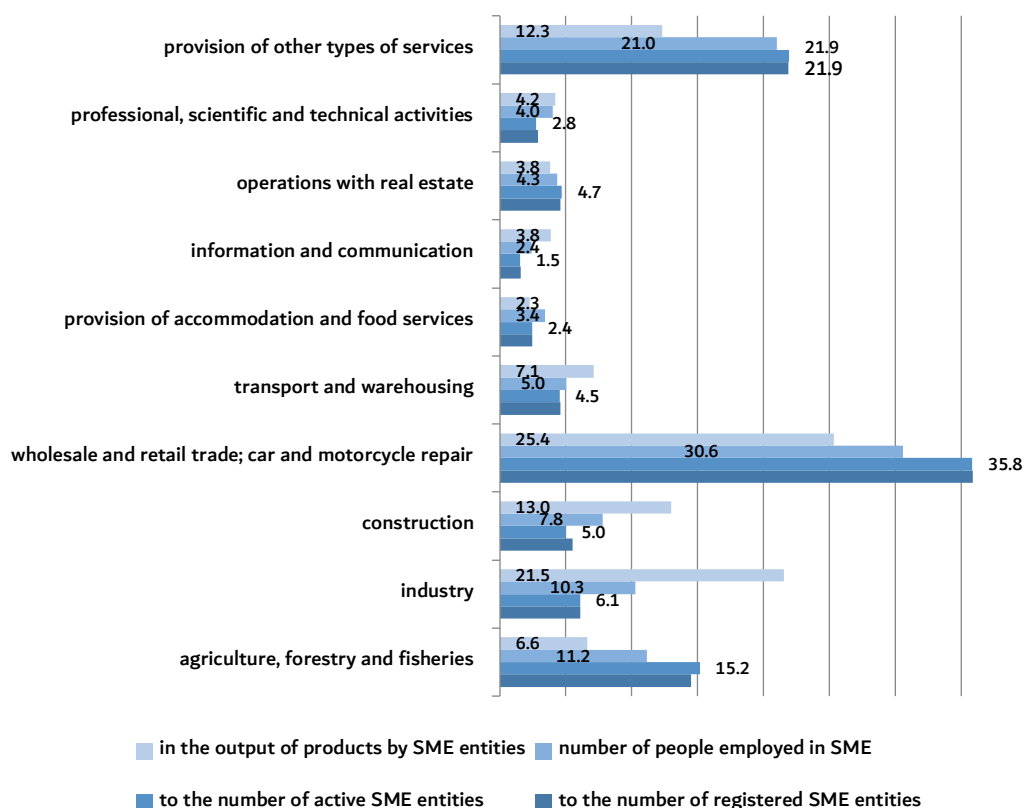
Table3

Main performance indicators of SME entities by type of economic activity

	Number of registered SME entities, units		Number of active SME entities, units		Number of people employed in SME, pers.		Output of products by SME entities, million tenge	
	as of January 1, 2024	as of January 1, 2023	as of January 1, 2024	as of January 1, 2023	as of January 1, 2024	as of January 1, 2023	for January-December 2023	for January-December 2022
Total	2 178 951	2 026 527	2 002 199	1 818 764	4 326 316	4 109 741	68 710 494	59 221 488
Agriculture, forestry and fisheries	316 174	290 299	303 754	275 776	482 598	459 144	4 544 410	4 747 512
Industry	133 259	114 464	121 674	101 576	443 828	425 003	14 801 050	12 415 717
Mining industry and quarrying	5 873	5 471	4 948	4 535	40 565	41 790	3 739 379	3 249 919
Processing industry	120 760	102 527	111 036	91 628	363 478	344 797	9 880 438	8 214 241
Supply of electricity, gas, steam, hot water and air conditioning	2 306	2 214	1 971	1 828	17 293	17 021	912 132	738 596
Water supply; collection, treatment and disposal of waste, activities for the elimination of pollution	4 320	4 252	3 719	3 585	22 492	21 395	269 101	212 961
Construction	119 670	114 515	99 839	94 679	336 427	332 254	9 655 745	7 976 247
Wholesale and retail trade; car and motorcycle repair	782 368	711 925	717 701	638 128	1 322 721	1 238 249	16 758 355	16 886 625
Transport and warehousing	100 164	96 473	90 708	85 484	217 022	204 880	4 595 622	3 523 749
Provision of accommodation and food services	53 353	51 663	48 921	46 194	148 843	145 364	1 503 628	1 184 503
Information and communication	34 673	32 318	30 969	28 068	103 863	96 432	2 780 251	1 674 825
Financial and insurance activities	7 623	8 027	5 311	5 456	27 760	24 326	958 147	755 978
Operations with real estate	99 612	96 992	94 198	86 613	188 177	179 530	2 401 534	2 021 849
Professional, scientific and technical activities	63 000	63 725	55 197	54 572	172 845	166 122	3 123 186	2 415 762
Activities in the field of administrative and support services	61 108	55 752	55 550	49 130	203 935	186 730	2 425 427	1 920 366
Education	43 015	38 077	40 107	34 673	154 829	143 824	729 391	520 725
Public health and social services	19 641	17 440	18 382	16 029	90 797	92 599	785 683	660 172
Arts, entertainment and recreation	19 300	17 962	17 437	15 603	38 633	36 648	1 640 626	1 126 174
Provision of other types of services	325 991	316 895	302 451	286 783	394 038	378 636	2 007 439	1 391 284

4 picture

The structure of the main performance indicators of SME entities in the context of FEA for January-December of 2023



The largest share of the number of entities, the number of employees and output prevails in the industry “Wholesale and retail trade; repair of cars and motorcycles»

2. Contribution of SME to the national economy

According to official statistics, the share of SME in GDP for January-September 2023 in the republic amounted to 36.5% and increased by 0.5 percentage points compared to the corresponding period last year.

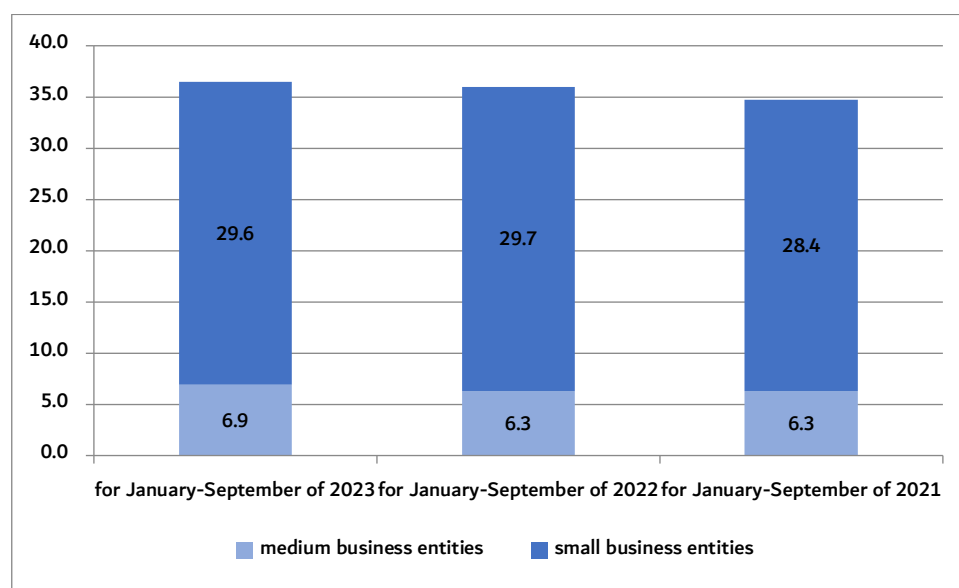
Table 4

Share of SME in GDP (GRP)*

	for January-September 2023		for January-September 2022	
	GVA SME, milliontenge	share in GDP (GRP), in percent	GVA SME, milliontenge	share in GDP (GRP), in percent
Republic of Kazakhstan	27 604 326,4	36,5	23 585 490,6	36,0
Abai	359 064,3	18,6	248 355,0	17,1
Akmola	604 077,0	26,2	597 813,8	28,4
Aktobe	853 793,1	27,0	729 087,0	24,2
Almaty	1 462 649,7	47,3	1 155 864,9	45,5
Atyrau	2 426 763,8	25,1	2 043 176,4	22,7
Batys Kazakhstan	1 005 860,7	33,2	930 725,8	32,4
Zhambyl	391 161,5	20,5	378 655,3	22,8
Zhetisu	386 153,3	32,0	374 385,1	41,0
Karagandy	1 010 493,8	19,7	871 305,2	18,3
Kostanai	772 107,7	28,5	826 314,3	31,9
Kyzylorda	331 349,1	17,7	279 456,4	16,9
Mangystau	987 477,8	28,0	975 159,1	30,4
Pavlodar	504 207,8	19,8	464 925,2	18,1
Soltustik Kazakhstan	390 037,6	25,4	520 576,3	36,3
Turkistan	568 706,2	21,1	527 941,1	23,6
Ulytau	59 773,2	4,9	58 228,9	5,0
Shygys Kazakhstan	697 857,6	22,3	564 325,1	20,9
Astana city	5 837 506,4	74,5	4 655 487,1	75,7
Almaty city	7 751 580,8	53,1	6 525 835,6	57,5
Shymkent city	1 203 705,0	49,2	857 873,0	40,7

Dynamic kesteler:

[Gross value added SME for 2022-2023](#)

Share of SME in GDP by small and medium enterprises

In the context of the categories of entities, 29.6% is the share of small business and 6.9% is the share of medium business.

* - Data for January-December 2023 will be published on May 2, 2024.

3 . Glossary

Individual entrepreneurship - an independent, initiative activity of citizens of the Republic of Kazakhstan, oralmans, aimed at obtaining net income, based on the property of individuals themselves and carried out on behalf of individuals, at their risk and under their property responsibility.

A peasant or farm enterprise - a labor association of persons in which the implementation of individual entrepreneurship is inextricably linked with the use of agricultural land for the production of agricultural products, as well as the processing and marketing of these products.

Type of economic activity - an activity in which equipment, labor, production processes, information networks and products are combined, which leads to the creation of homogeneous products (goods, services). The type of economic activity is characterized by costs, the production process and the products produced. Each registered small business entity is assigned the type of economic activity that provides the greatest increase in value added, i.e. is basic.

Output - the cost of all manufactured products and services rendered at producer prices.

4 . Methodological notes

Small and medium enterprises include legal entities, individual entrepreneurs and peasant or farm enterprises, whose activities are regulated by the Entrepreneurial Code of the Republic of Kazakhstan.

Small business entities include individual entrepreneurs without forming a legal entity and legal entities engaged in entrepreneurship, with an average annual number of employees of not more than one hundred people and an average annual income of not more than three hundred thousand times the monthly calculation index established by the law on the republican budget and effective as of January 1 of the corresponding financial year.

Medium enterprises include individual entrepreneurs and legal entities engaged in entrepreneurship, not related to small and large enterprises

5 . Links to related publications

[Small and medium enterprises in the Republic of Kazakhstan \(spreadsheets\)](#)

6 . Useful links

[Methodology for calculating the indicators of small and medium enterprises](#)

[Small and medium business, Information and analytical system "Taldau"](#)

Tel. +7 7172 749717

Tel. +7 7172 749814

E-mail:

a.kurmanbaeva@aspire.gov.kz_

Mangilik el avenue, 8

House of Ministries, entrance 4