

Structural statistics

Date of release 20.03.2024

Next date of release: 21.06.2024

[1. Key points](#)

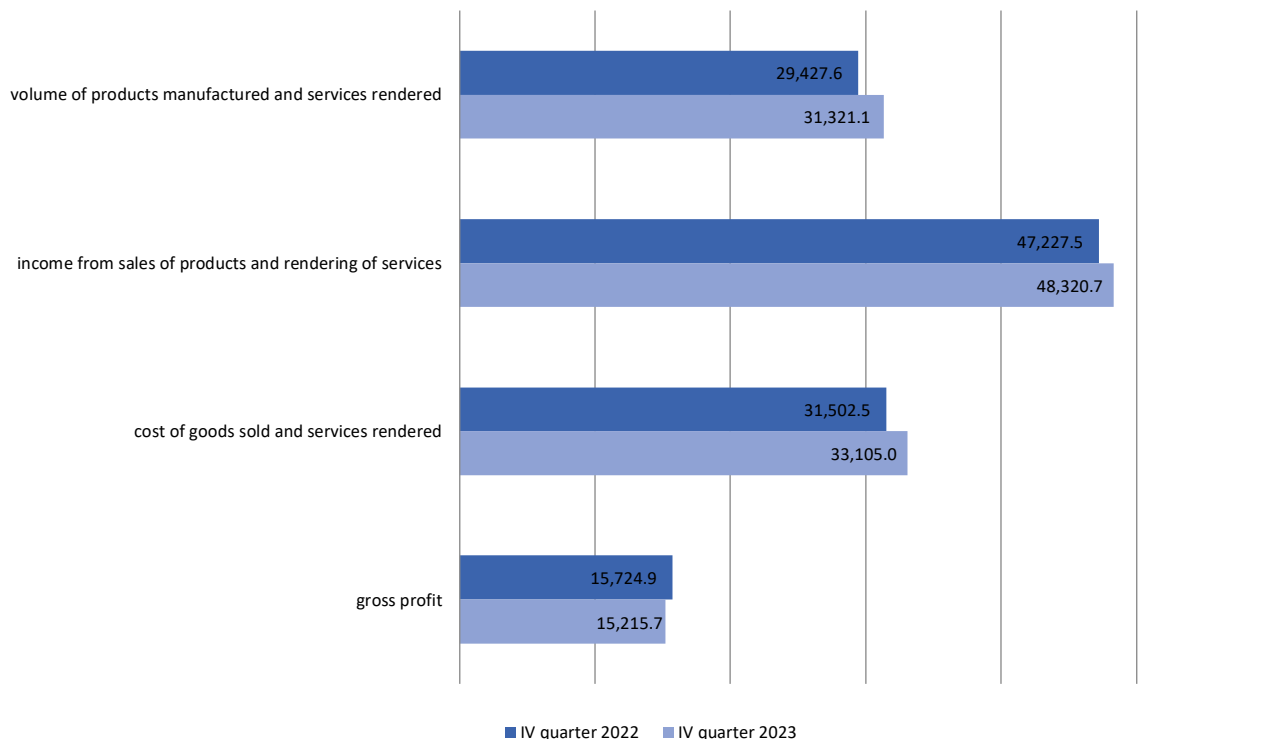
[2. Useful links](#)

1. Key points

The volume of manufactured products, work performed and services rendered to large, medium and small enterprises engaged in entrepreneurial activities In the IV quarter of 2023 amounted to 31321.1 billion tenge.

Key indicators of financial and economic activity of enterprises

billion tenge



Financial and economic activities of large and medium-sized enterprises

The number of large and medium-sized enterprises with more than 100 employees in the IV quarter of 2023 amounted to 4002 units, of which 2469 enterprises are medium-sized. Based on the results of the survey, the balanced financial result of economic entities was determined as a profit in the amount of 3913.1 billion tenge, the level of profitability (loss) of production was 17%.

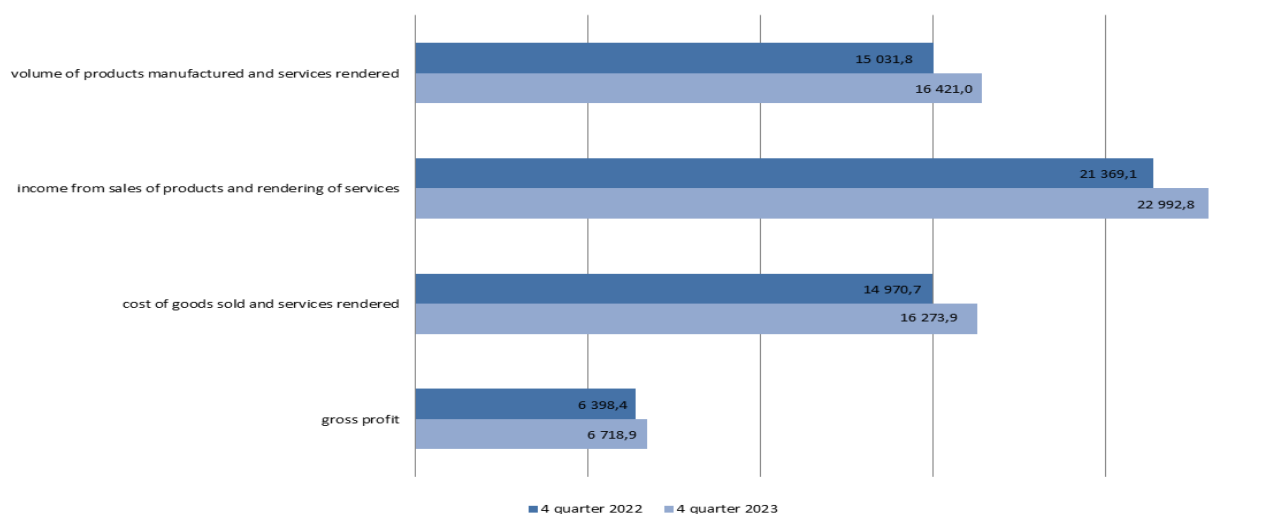
Production costs of which 57% - material costs, the share of labor costs and depreciation, respectively, 14.4% and 10.3%.

In the IV quarter of 2023, the debt on obligations amounted to 69486.3 billion tenge, of which the overdue debt was at the level of 1%. In the IV quarter of 2023, accounts receivable amounted to 16536.5 billion tenge, of which overdue debt was 3.9%.

The value of the assets of enterprises amounted to 145709.4 billion tenge. The main share was occupied by long-term assets –67.6%.

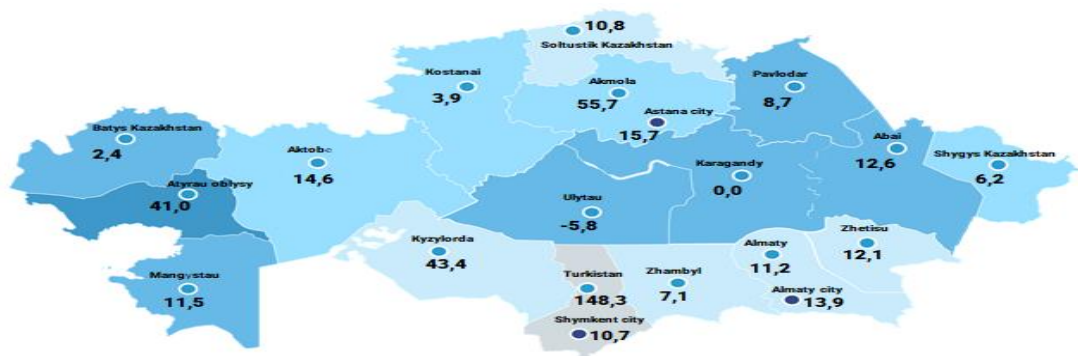
Key indicators of financial and economic activity of large and medium enterprises

billion tenge



Profitability of large and medium enterprises

in percentages



Key indicators of financial and economic activity of large and medium enterprises

billion tenge

	IV quarter 2021	IV quarter 2022	IV quarter 2023
Total number of enterprises, units			
of which average, units	3 751	3 927	4 002
Volume of products manufactured and services rendered	2 215	2 412	2 469
of which medium	12 644,8	15 031,8	16 421,0
Income from sales of products and rendering of services	2 203,0	2 752,5	3 437, 6
of which medium	18 048,4	21 369,1	22 992, 8
Cost of goods sold and services rendered	3 878,4	4 654,8	5 379, 4
of which medium	11 885,9	14 970,7	16 273,9
Gross profit	2 871,8	3 492,3	3 756,3
	6 162,5	6 398,4	6 718, 9

*Income from the sale of products and the provision of services does not include the amount of the enterprises income received from the sale of goods and services, including goods purchased for resale in the main and secondary activities. Income from the sale of products and services does not include value added tax, excise, as well as the cost of returned goods, discounts on sales and discounts on price presented to the buyer.

Financial and economic activities of small enterprises

According to the results of the survey of small enterprises for IV quarter of 2023, the net financial result of economic entities was determined as a profit in the amount of 5933 billion tenge.

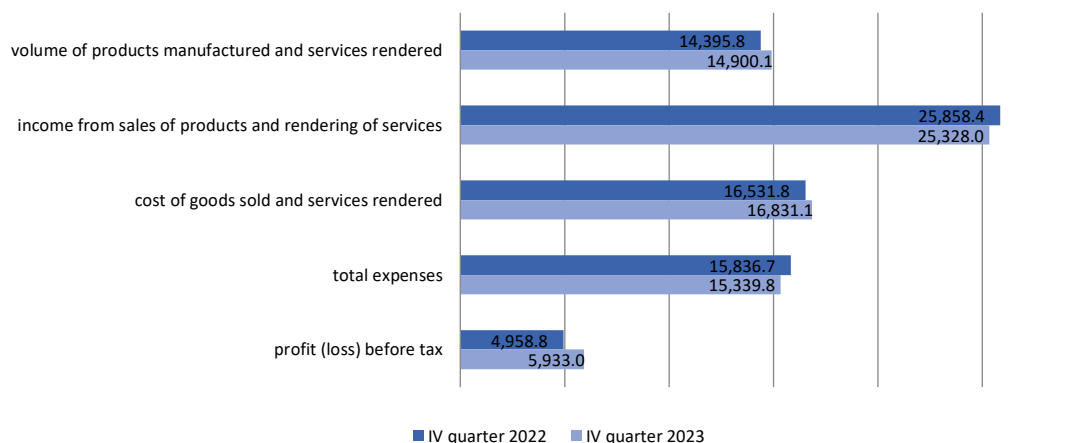
The volume of expenses of small enterprises amounted to 15339.8 billion tenge, of which 29.3% material costs, the share of labor costs and depreciation, respectively, 9,5% and 4%.

For IV quarter of 2023 the payroll of employees of small enterprises in the republic amounted to 1673 thousand people, the average monthly salary of one employee was 315950 tenge.

For the IV quarter of 2023, income from the sale of products and the provision of services amounted to 25328 billion tenge.

Main indicators of small enterprises

billion tenge



Main performance indicators of small enterprises

billion tenge

	IV quarter 2021	IV quarter 2022	IV quarter 2023
The number of employees of small enterprises on average per quarter, people	1 376 740	1 634 626	1 673 002
Average monthly wage per employee, tenge	226 953	277 989	315 950
The volume of products manufactured, work performed and services rendered, billion tenge	9 138,5	14 395,8	14 900,1
Income from sales of products and services	18 071,9	25 858,4	25 328,0
Cost of goods sold and services rendered	12 265,4	16 531,8	16 831,1
Grossprofit	5 806, 5	9 326,5	8 496,8

2. Useful links

Structural statistics, Information and analytical system "Taldau".

[Statistical form "Report on the financial and economic activities of the enterprise" \(index - 1-PF, frequency - quarter\)](#)

[Statistical form "Report on the activities of a small enterprise" \(index - 2-MP, frequency - quarter\)](#)

Release Responsible: Department of National Accounts	Acting director of the Department: G. Torebekov Tel. +7 7172 749846	Artist: G.Omarova, S.Zhunusova Tel. +7 7172 749521,749330 E-mail: gul.omarova@aspire.gov.kz Email: S.Zhunusova@aspire.gov.kz	Address: 010000, Astana avenue , 8 House of Ministries, entrance 4
--	--	--	---
