

On the execution of construction work and commissioning of facilities in January-February 2024

Date of release: 18 March 2024
Next date of release: 17 April 2024

- 1. Key points
- 2. Volumes of completed construction works
- 3. Commissioning of residential buildings
- 4. Glossary
- 5. Methodological explanations
- 6. Links to related publications
- 7. Useful links

1. Key points

In January-February 2024, the volume of construction work increased by 12.7% and amounted to 356.6 billion tenge. Of the total volume of construction work in the republic, private construction organizations – 70.9%, foreign – 26.4% and state – 2.7% were performed.

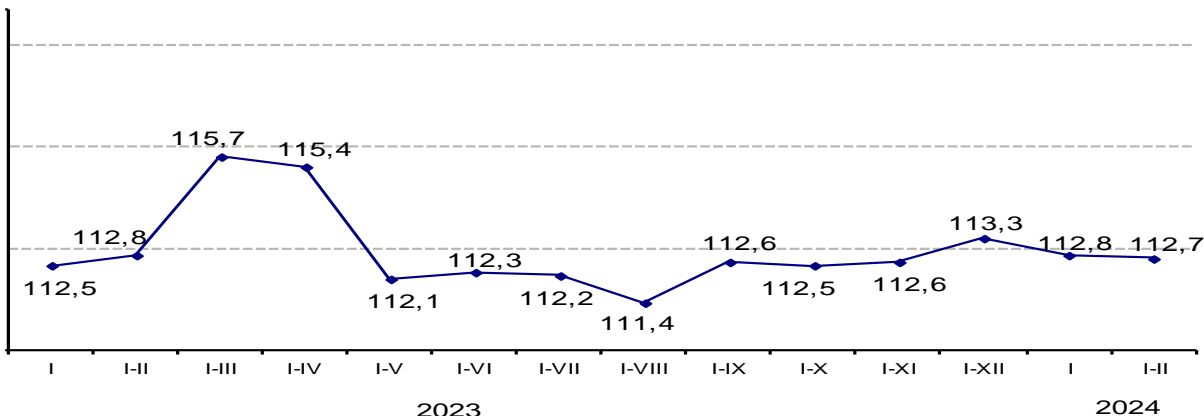
2. Volume of completed construction works

The increase in the volume of construction work in January-February 2024 compared to January-February 2023 is associated with construction and repair of non-residential buildings (by 14.1%) and structures (by 12.5%).

By types of construction work (services) performed in January-February 2024, the largest share is occupied by construction of non-residential buildings (29.2% in the total volume) and residential buildings (11.9%)

Indices of the physical volume of construction work

as a percentage of the corresponding period of the previous year



Dynamic tables:
[The volume of completed construction works \(services\) by months](#)

In the regional context, an increase in the volume of construction work was observed in eighteen regions of the republic. Significant growth was noted in the regions of Zhetisu (by 144.9%), Kyzylorda (by 46.6%), Zhambyl (by 45.3%), Pavlodar (by 37.7%), Karagandy (by 24.4%), Batys Kazakhstan (by 22.5%), Soltustik Kazakhstan (by 21.5%), Akmola (by 17.9%), Almaty (by 17.5%), Aktobe (by 15.8%) regions and Astana city (by 35.2%).

The volume of completed construction works (services)

	Total, thousand tenge	February 2024 as a percentage to		January-February 2024 as a percentage to January-February 2023	As a percentage of the republican volume
		January 2024	February 2023		
Republic of Kazakhstan	356 645 238	190,6	112,8	112,7	100,0
Abai	6 236 399	581,1	98,0	108,3	1,7
Akmola	5 054 521	114,9	117,2	117,9	1,4
Aktobe	16 088 114	158,5	102,4	115,8	4,5
Almaty	9 348 378	19,9	24,8	117,5	2,6
Atyrau	115 023 992	161,8	111,8	107,9	32,3
Batys Kazakhstan	14 076 486	393,4	127,7	122,5	4,0
Zhambyl	12 083 204	139,2	117,0	145,3	3,4

Zhetisu	6 459 472	889,3	279,5	244,9	1,8
Karagandy	20 080 056	300,1	123,0	124,4	5,6
Kostanai	14 972 715	350,6	111,1	109,9	4,2
Kyzylorda	5 091 783	66,4	100,5	146,6	1,4
Mangystau	9 613 328	211,4	76,6	78,2	2,7
Pavlodar	9 692 406	285,3	158,1	137,7	2,7
Soltustik Kazakhstan	3 396 000	195,6	161,9	121,5	1,0
Turkistan	16 159 114	497,1	104,3	100,8	4,5
Ulytau	6 471 318	226,2	110,4	100,7	1,8
Shygys Kazakhstan	14 307 676	214,7	100,8	102,8	4,0
Astana city	45 531 252	175,8	168,7	135,2	12,8
Almaty city	21 086 122	185,6	92,4	95,0	5,9
Shymkent city	5 872 902	211,9	102,0	102,3	1,7

Spreadsheets:

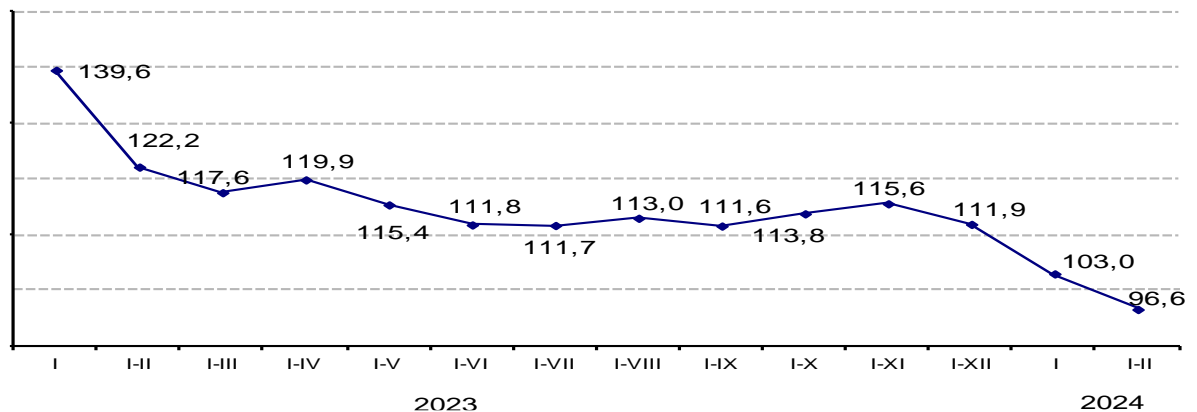
[Key indicators of enterprises and organizations engaged in construction activities, including by types of facilities and types of work](#)
[The volume of completed construction works \(services\) by the dimension of enterprises](#)
[The volume of completed construction works \(services\) by technological structure](#)

3. Commissioning of residential buildings

In January-February 2024, the total area of new facilities put into operation amounted to 2336.9 thousand square meters

Indices of the physical volume of commissioned housing

as a percentage of the corresponding period of the previous year



Dynamic table:

[Commissioning of residential buildings](#)

The total area of housing commissioned decreased by 3.4% compared to January-February 2023 and amounted to 2073.4 thousand sq.m., of which 1354.7 thousand sq.m. - multi-apartment and 699 thousand sq.m. - individual houses. Most of the housing – 1877.6 thousand sq.m. or 90.6% was put into operation by private developers, of which the population is 716.6 thousand square meters.

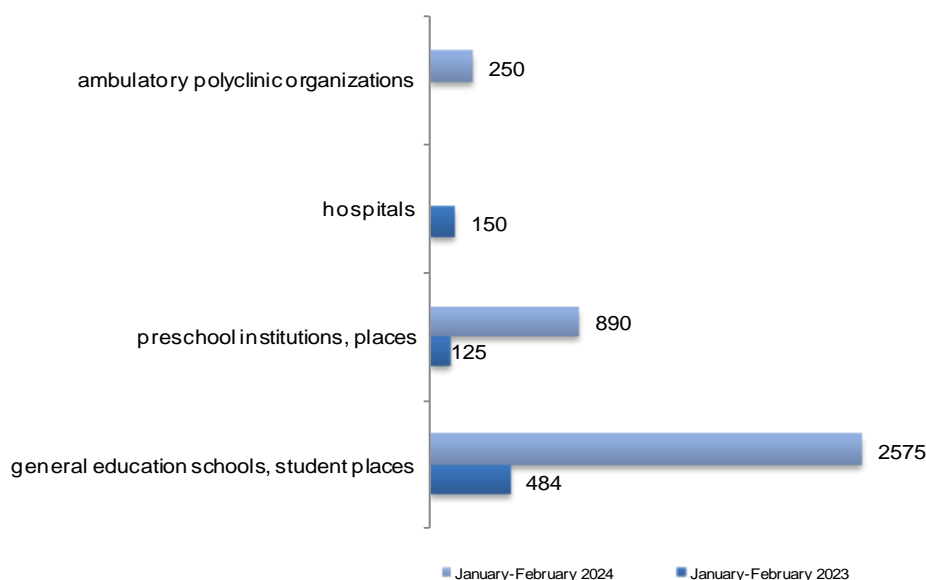
Total area of commissioned residential buildings

	Residential buildings commissioned		including developers				
	sq. meters of total area	as a percentage of the corresponding period of the previous year	state property	private property	of them		foreign property
					population	as a percentage of the corresponding period of the previous year	
Republic of Kazakhstan	2 073 445	96,6	151 922	1 877 595	716 563	84,9	43 928
Abai	28 131	104,2	-	28 131	6 565	50,8	-
Akmola	95 827	79,4	21 741	70 656	42 051	75,4	3 430
Aktobe	98 772	73,3	-	98 772	50 886	54,9	-
Almaty	133 609	105,0	-	97 449	74 461	145,9	36 160
Atyrau	65 914	66,7	-	64 048	64 048	93,8	x
Batys Kazakhstan	55 819	102,3	-	55 819	36 515	120,1	-
Zhambyl	77 837	107,1	11 452	66 385	51 077	95,6	-

Zhetisu	39 939	172,9	17 184	22 755	18 113	98,4	-
Karagandy	88 397	98,4	-	88 397	7 586	152,6	-
Kostanai	106 945	102,1	44 178	62 767	23 393	69,0	-
Kyzylorda	106 799	104,1	-	106 799	94 895	96,6	-
Mangystau	50 992	40,8	-	50 992	40 428	103,2	-
Pavlodar	24 899	69,5	-	24 899	24 899	239,1	-
Soltustik Kazakhstan	11 427	116,9	-	11 427	9 497	99,5	-
Turkistan	85 846	108,9	14 128	71 718	71 718	91,0	-
Ulytau	1 224	10,3	-	1 224	1 224	21,3	-
Shygys Kazakhstan	10 947	102,6	-	10 947	10 947	102,6	-
Astana city	667 747	157,2	x	622 036	4 310	51,3	x
Almaty city	243 384	57,5	-	243 384	70 490	71,0	-
Shymkent city	78 990	112,9	-	78 990	13 460	21,8	-

In the field of education and healthcare in January-February 2024 7 general education schools for 2575 student places, 8 preschool institutions for 890 places and 10 clinic for 250 visits per shift were put into operation.

Commissioning of social and cultural facilities



Spreadsheets:

[Main characteristics of commissioned facilities](#)

[The actual cost of construction of commissioned facilities](#)

[Commissioning of residential buildings \(total and usable area of commissioned residential buildings\)](#)

[Commissioning of individual and multi-apartment residential buildings](#)

[Average actual construction costs for 1 sq. meters of the total area of residential buildings](#)

[Commissioning of the total area of housing per 1000 people](#)

[Commissioning of educational and healthcare facilities](#)

4. Glossary

Construction and installation work - construction work on the construction of buildings and structures, expansion, reconstruction and technical re-equipment; work on the installation of power, technological and other equipment.

Construction object - a separate building or structure with all related equipment, inventory, tools, galleries, flyovers, internal engineering networks and communications, for the construction (reconstruction, expansion) of which an independent object estimate is compiled.

5. Methodological explanations

Construction organizations include all general construction and specialized organizations, including repair and construction organizations. The main activity of construction organizations is to perform work under contracts with customers related to the type of economic activity "Construction" in accordance with the state "General Classifier of types of Economic Activities (GCTEA).

The volume of construction work includes the cost of construction work performed by enterprises engaged in construction activities under concluded construction contracts, which includes construction of new facilities, major and current repairs, reconstruction, modernization of residential and non-residential buildings, engineering structures.

The index of the physical volume of construction works (services) is determined by the ratio of the volumes of completed construction works of the analyzed period to the previous period in actual prices, taking into account the deflator (price index).

The total area of a residential building (residential building) is calculated as the sum of the total areas of all dwellings and the areas of all non-residential premises, as well as the areas of parts of a residential building that are common property.

More detailed methodological explanations are available at the following links:

Methodology for the formation of construction statistics indicators

Methodology for determining the gross output for the industry "Construction"

6. Links to related publications

[Statistical compilation "Investment and construction activities in the Republic of Kazakhstan"](#)

7. Useful links

Statistical form "Report on completed construction works (services)" (index 1-KS monthly);

Statistical form "Report on the commissioning of facilities" (index 2-KS, monthly);

Statistical form "Report on the commissioning of facilities by individual developers" (index 1-IS, monthly);

Information-analytical system "Taldau"/Construction and investments

Quality Report

Responsible for the release: Department of Production and Environment statistics	Director of the Department: A. Isabekova Tel. +7 7172 749056	Executor: O.Edel Tel. +7 7172 749313 E-mail: o.edel@aspire.gov.kz	Address: 010000, Astana city Mangilik el avenue, 8 House of Ministries, Entrance 4
---	---	---	--