

- 1. Key points
- Foreign trade in goods
- Mutual trade with the EAEU countries
- 2. Dynamics of foreign trade turnover
- 3. Glossary
- 4. Methodological notes
- 5. Links to related publications
- 6. Useful links

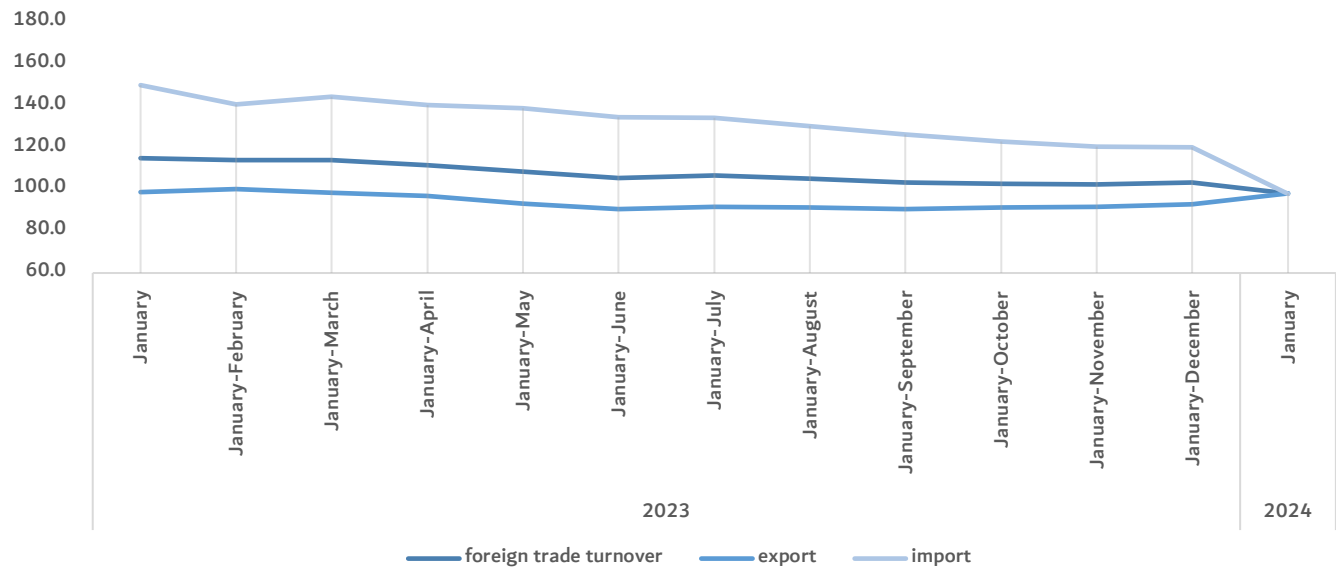
1. Key points

The foreign trade turnover of Kazakhstan in January 2024 amounted to 10080.1 million US dollars and decreased by 1.9% compared to January 2023 in nominal terms, including exports – 5900.7 million US dollars (in nominal terms by 1.8% less), imports –4179.4 million US dollars (2.1% less in nominal terms).

Picture 1.

Dynamics of foreign trade turnover of the Republic of Kazakhstan for 2023-2024

as a percentage of the corresponding period of the previous year



Mutual trade of Kazakhstan with the EAEU countries

In January 2024 the mutual trade of the Republic of Kazakhstan with EAEU countries amounted to 1855.9 million US dollars, which in nominal terms is 17.3% less than in January 2023.

In January 2024 export of goods amounted to 697.4 million US dollars (increased on 30.1%), import – 1158.5 million US dollars (decreased on 7%).

In general volume of external trade turnover of the Republic of Kazakhstan with the countries of the EAEU falls to the Russian Federation – 92.7%, then follows the Kyrgyz Republic – 4.5%, the Republic of Belarus – 2.7%, the Republic of Armenia – 0.1%.

2. Dynamics of foreign trade turnover

Picture 2.

Picture 2. The share of countries in the total volume of foreign trade turnover of the Republic of Kazakhstan with the EAEU countries

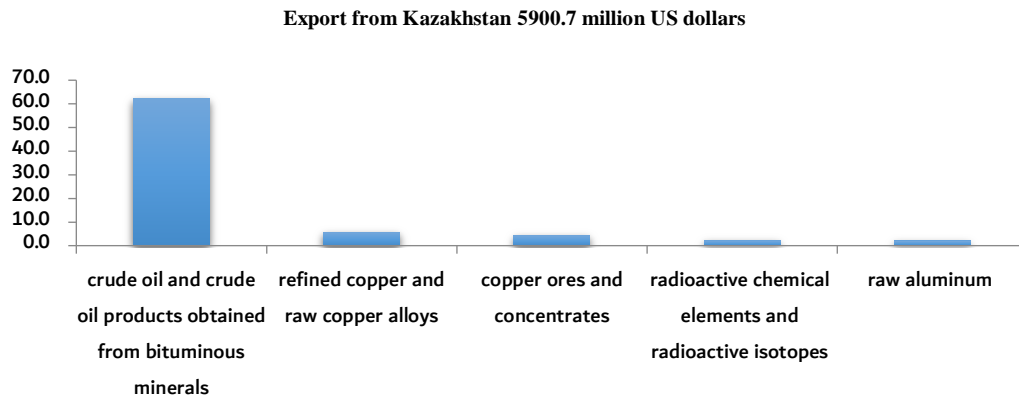
in percentages



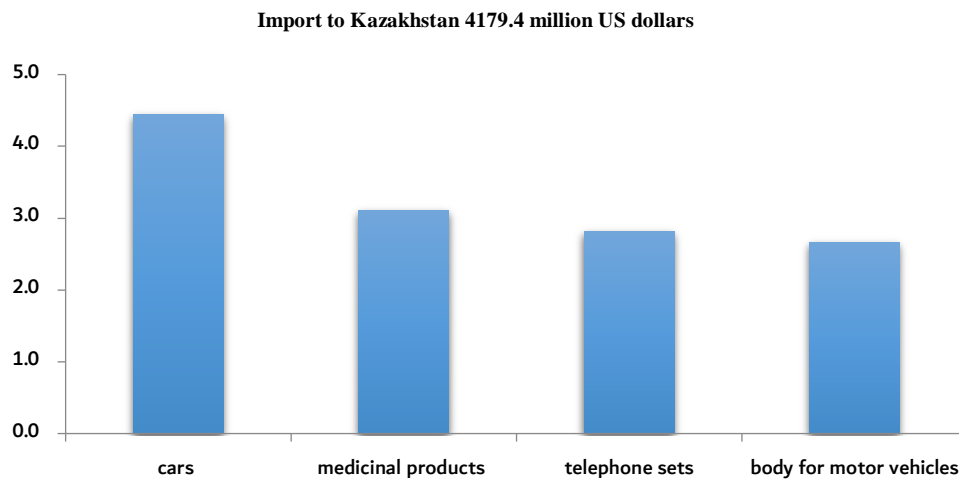
The main share of goods in the export of the Republic of Kazakhstan in January 2024 falls on such goods as: crude oil and crude oil products obtained from bituminous minerals (62.2%), refined copper and raw copper alloys (5.6%), copper ores and concentrates (4.3%), radioactive chemical elements and radioactive isotopes (2.1%), raw aluminum (2%).

In terms of imports of the Republic of Kazakhstan, the largest share falls on the following goods: cars (4.4%), medicinal products (3.1%), telephone sets (2.8%), body for motor vehicles (2.7%).

Picture 3.



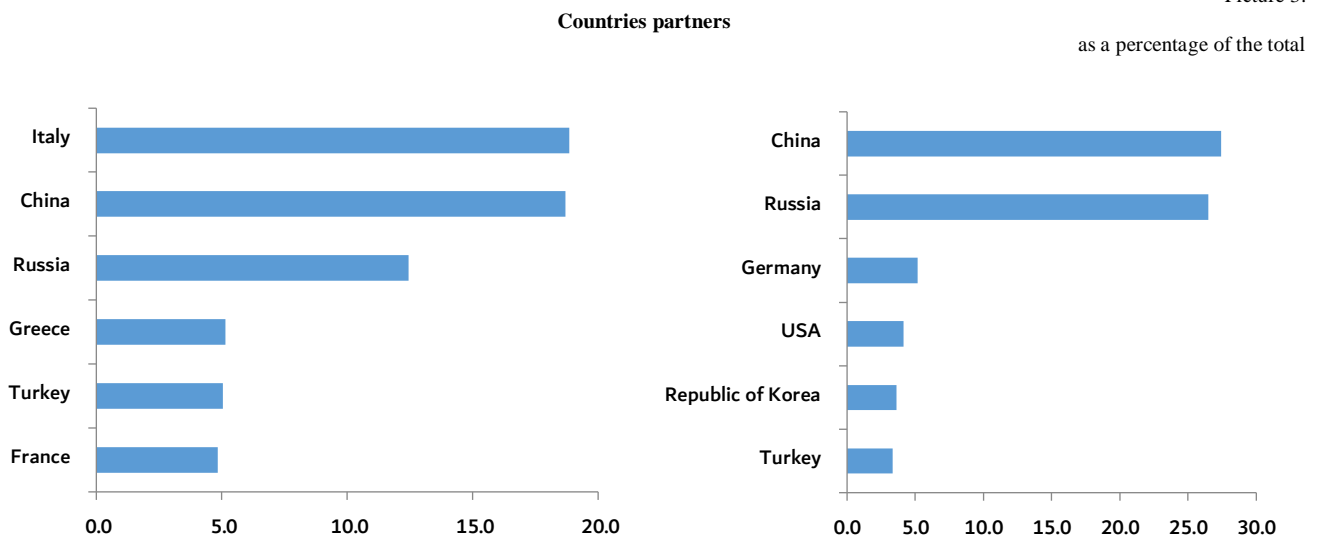
Picture 4.



The main export partner countries of the Republic of Kazakhstan are: Italy (23%), China (22.5%), Russia (10.7%), Greece (5%), Turkey (4.6%), France (4.4%).

The main countries partners of the Republic of Kazakhstan in imports are: China (27.4%), Russia (26.1%), Germany (6%), USA (4.3%), Republic of Korea (3.7%), Turkey (3.1%).

Picture 3.



3. Glossary

Foreign trade in goods - the import and export of goods between a Member State and third countries.

Mutual trade in goods - import and export of goods between Member States

Export of goods - the export from the territory of one Member State to the territory of another Member State of goods that reduce the stock of material resources of the Member State.

Import of goods - importation into the territory of a Member State from the territory of another Member State of goods that are added to the stocks of material resources of the Member State.

4. Methodological notes

Mutual trade statistics are formed on the basis of statistical reporting data 1-TS "Report on mutual trade in goods with the member states of the Eurasian Economic Union" by the Bureau of National Statistics of the Agency for Strategic Planning and Reforms of the Republic of Kazakhstan in accordance with the provisions contained in the official publication of the UN Statistics Division "Statistics of International Trade in Goods: A Guide for Compilers" and the Unified Methodology for Maintaining Statistics of Mutual Trade and Customs Statistics of Foreign Trade in Goods of the Member States of the Eurasian Economic Union, approved by the Decision of the Board of the Eurasian Economic Commission dated December 25, 2018 No. 210.

The Commodity Nomenclature of Foreign Economic Activity of the Eurasian Economic Union is used as a classifier of goods.

Accounting for goods in the statistics of mutual trade in goods is carried out mainly on the basis of a common trade system, which involves accounting for all goods transferred between Member States that are added to the stocks of material resources of the Member States as a result of their importation into the territory of one Member State from the territory of another Member State or reduce the stocks of material resources of the Member States as a result of their export from the territory of one Member State to the territory of another Member State.

5. Spreadsheets

[Foreign trade turnover of the Republic of Kazakhstan](#)

[The structure of export and import of goods](#)

[The structure of exports and imports of goods of the Republic of Kazakhstan with the EAEU](#)

[The main indicators of foreign trade](#)

[Export and import of meat and meat products](#)

[Regions of the Republic of Kazakhstan according to the statistics of mutual trade](#)

[RK by 4, 6, 10 CNFEA signs of the EAEU in the context of product-country for 2024](#)

[RK by 4, 6, 10 CNFEA signs of the EAEU in the context of the country-commodity for 2024](#)

[The main indicators of mutual trade of the Republic of Kazakhstan by regions in 2024](#)

[Foreign trade turnover of the Republic of Kazakhstan by regions](#)

[Dynamics of foreign trade turnover](#)

[Agro-Industrial complex](#)

[Export and import of services in the Republic of Kazakhstan](#)

[Export and import of Kazakhstan for food products](#)

[Export and import of processed agricultural products](#)

[Export and import of livestock products](#)

[Export and import of crop products](#)

[On foreign and mutual trade of the Republic of Kazakhstan in goods by countries](#)

[Results of the WTO RK](#)

[Commodity structure of exports and imports](#)

** January 2023, 2024 year - preliminary data.*

Responsible for release: Department of Services and Energy Statistics	Director of department: G. Karaulova Тел. +7 7172 74 90 60	Exe: Sadyr U. Тел. +7 7172 74 93 96 Эл.адрес: u.sadyr@aspire.gov.kz	Address: 010000, Astana Mangilik el avenue, 8 House of Ministries, entrance 4
--	---	--	--