

# Business activity of enterprises in Kazakhstan

I quarter of 2024

Release date: 04/15/2024

Next release date: 07/15/2024

## [1. Key points](#)

## [2. Business surveys](#)

## [3. Methodological explanations](#)

## [4. Links to related publications](#)

## [5. Spreadsheets](#)

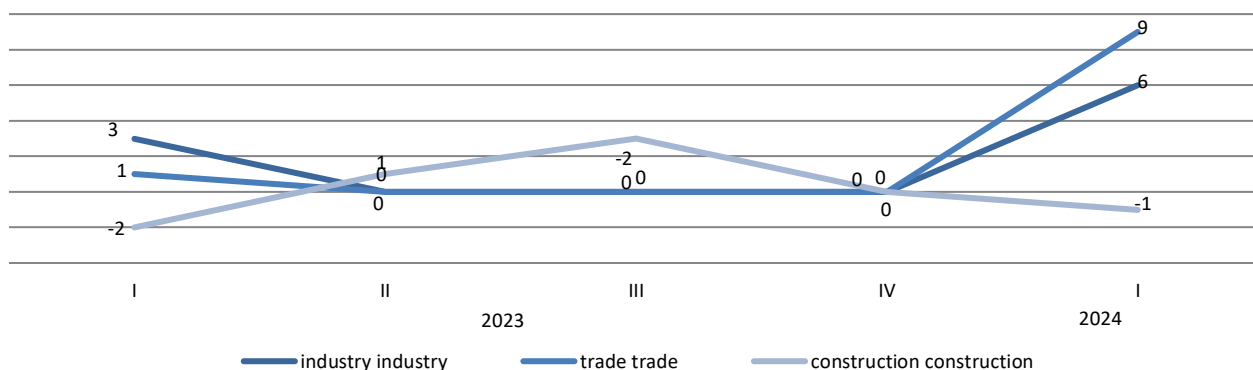
## [1. Key points](#)

884 enterprises participated in the survey of business activity of industrial enterprises in the first quarter of 2024 (of which: in the mining industry – 116, manufacturing industry – 598, supply of electricity, gas, steam, hot water – 92, water supply – 78).

In the survey of business activity of trade enterprises in the first quarter of 2024, 1510 enterprises participated (of which: in wholesale and retail trade; repair of cars and motorcycles – 70, wholesale trade, except for trade in cars and motorcycles – 863, retail trade, except for trade in cars and motorcycles – 577).

In the survey of business activity of enterprises 488 enterprises participated in the construction in the first quarter of 2024 (of which: 4 were state-owned, 463 were privately owned, and 21 were foreign-owned).

### Changes in the Entrepreneurial Confidence Index



## [2. Business surveys](#)

80% of industry leaders in the I quarter of 2024 described their economic situation as «good» or «satisfactory».

68% of enterprises expect the financial and economic activity to remain unchanged compared to the current moment, 12% - improvement and 19% - deterioration.

79% of heads of trade enterprises in the I quarter of 2024 described their economic situation as «good» or «satisfactory».

69% of enterprises expect the financial and economic activity to remain unchanged compared to the current moment, 10% - improvement and 20% - deterioration.

According to the results of a survey of trading enterprises an increase in business activity is observed in the I quarter of 2024.

Sales by type of sales in the I quarter of 2024 amounted to:

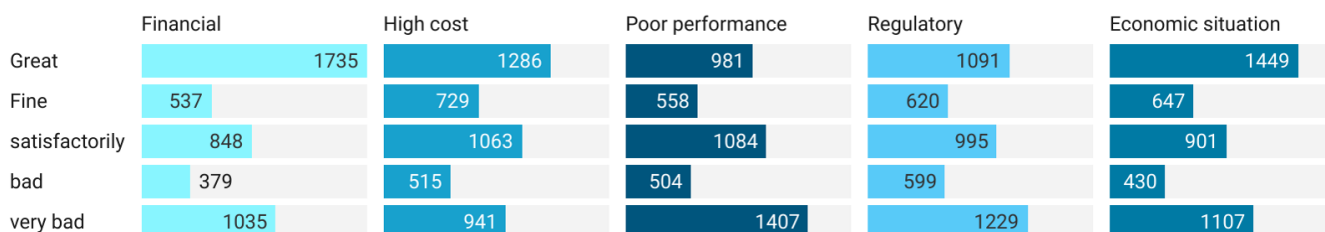
- wholesale trade -21%
- retail trade -21%;
- through the electronic trading platform -7%;
- outside the electronic trading platform -30%.

76% of the heads of construction enterprises in the I quarter of 2024 described their economic situation as «good» or «satisfactory».

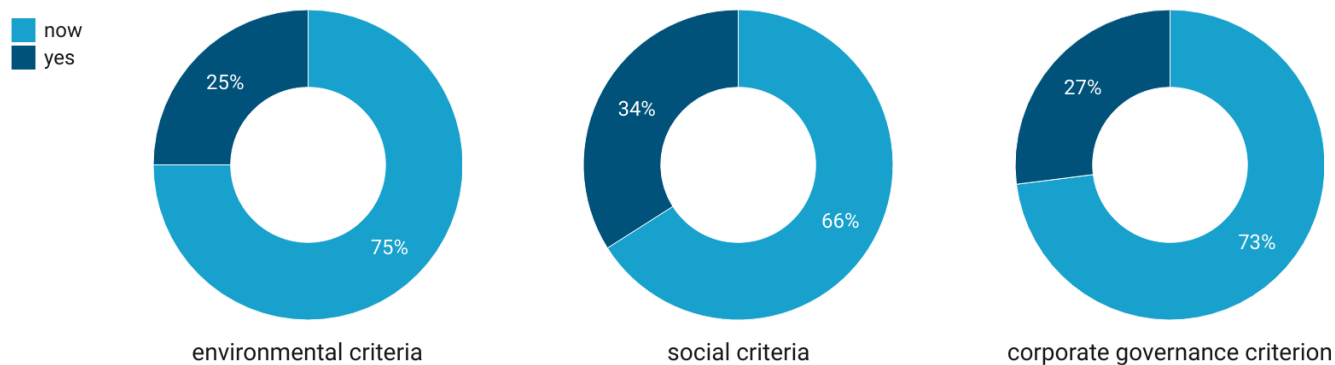
68% of enterprises expect the financial and economic activity to remain unchanged compared to the current moment, 8% - improvement and 23% - deterioration.

4698 heads of enterprises in the I quarter of 2024 noted the factors limiting their production activities:

### Factors limiting production activity



An analysis of the ESG criteria shows that 75% of enterprises in the republic do not adhere to environmental criteria, 73% do not adhere to corporate governance criteria, while at the same time, compliance with social criteria is not relevant for 66% of enterprises.



Thus, 27% saw a decrease in emissions in the current quarter compared to the previous one, while it is worth noting that 67% of companies do not exercise environmental control at sources of emissions and discharges of pollutants.

It is also worth noting that 36% of enterprises have a long-term development strategy, and 29% of enterprises have an additional social support package for employees in the form of voluntary medical insurance and material assistance.

### 3. Methodological explanations

The index of entrepreneurial confidence of industrial enterprises is calculated as the arithmetic mean of the “balances” of assessments of the level of actual demand and stocks of finished products (the latter with the opposite sign), as well as expected changes in production volumes, in percent.

The Business Confidence Index of trade enterprises is calculated as the arithmetic mean of the “balances” of estimates of the level of the actual economic situation and stocks (the latter with the opposite sign), as well as expected changes in the economic situation, in percent.

The index of business confidence of construction enterprises is calculated as the arithmetic mean of the “balances” of assessments of the actual state of the portfolio of orders, and the expected change in the number of employees in organizations, in percent. The balance should be understood as the difference in the shares of respondents who noted the "increase" and "decrease" of a particular indicator of the economic activity of the surveyed enterprise, as a percentage.

### 4. Links to related publications

[Business activity of enterprises in Kazakhstan based on the results of market surveys](#)

## 5. Spreadsheets

### Market survey

*www.stat.gov.kz / Official statistics / By industry / Small and medium business*

---

<b>Responsible for the release:</b> Department of National Accounts	<b>Director of the Department:</b> A. Nakipbekov Tel. +7 7172 749717	<b>Exe:</b> S.Zhunosova G.Omarova Tel. +7 7172 749330 E-mail: s.zhunosova@aspire.gov.kz	<b>The address:</b> 010000, Astana 8 Mangilik El avenue House of Ministries, Entrance 4
--	--	---	--

---

© Agency for strategic planning and reforms of the Republic of Kazakhstan Bureau of national statistics