

Business activity of enterprises in Kazakhstan

IV quarter of 2023

Release date: 01/15/2024

Next release date: 04/15/2024

[1. Key points](#)

[2. Business surveys](#)

[3. Methodological explanations](#)

[4. Links to related publications](#)

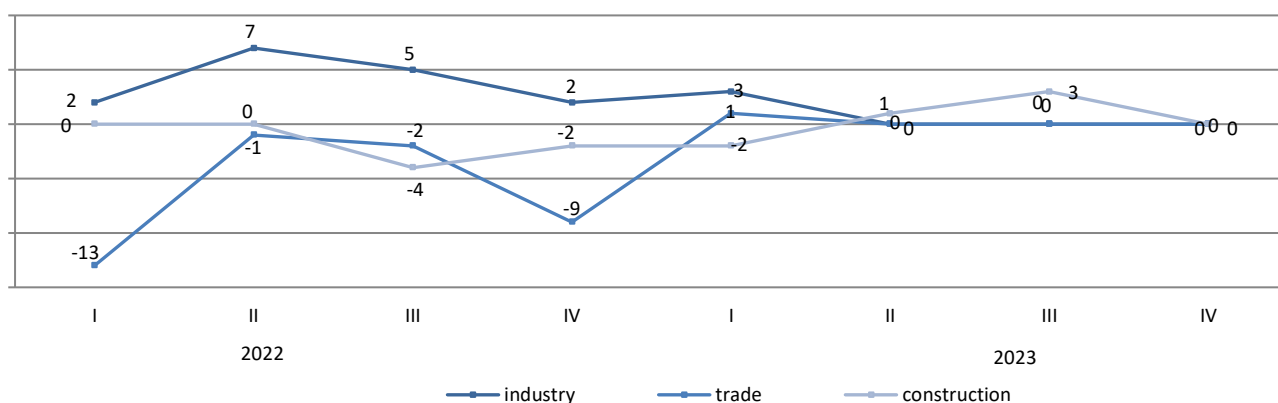
[5. Spreadsheets](#)

[1. Key points](#)

The change in the business confidence index, which characterizes the business activity of industrial and commercial enterprises in the IV quarter of 2023 compared to the III quarter of 2023, remained at the same level.

The business confidence index, which characterizes the business activity of construction enterprises, amounted to 0%.

Changes in the Entrepreneurial Confidence Index



[2. Business surveys](#)

84% of industry leaders in the IV quarter of 2023 described their economic situation as «good» or «satisfactory».

68% of enterprises expect the financial and economic activity to remain unchanged compared to the current moment, 16% - improvement and 14% - deterioration.

84% of heads of trade enterprises in the IV quarter of 2023 described their economic situation as «good» or «satisfactory».

69% of enterprises expect the financial and economic activity to remain unchanged compared to the current moment, 15% - improvement and 15% - deterioration.

According to the results of a survey of trading enterprises in the IV quarter of 2023. There is continuity of business activity.

Sales by type of sales in the IV quarter of 2023 amounted to:

- wholesale trade -21%
- retail trade -21%;
- through the electronic trading platform -8%;
- outside the electronic trading platform -29%.

82% of the heads of construction enterprises in the IV quarter of 2023 described their economic situation as «good» or «satisfactory».

64% of enterprises expect the financial and economic activity to remain unchanged compared to the current moment, 18% - improvement and 16% - deterioration.

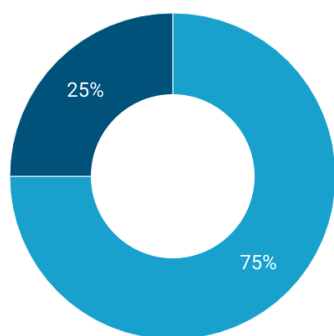
4729 heads of enterprises in the IV quarter of 2023 noted the factors limiting their production activities:

Factors limiting production activity

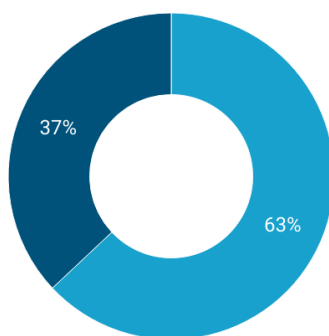
	Financial	High cost	Poor performance	Regulatory	Economic situation
Great	1 729	1 274	901	1 067	1 412
Fine	492	720	556	586	649
satisfactorily	868	1 072	1 098	1 025	919
bad	387	519	568	642	434
very bad	1 079	970	1 432	1 235	1 141

An analysis of the ESG criteria shows that 75% of enterprises in the republic do not adhere to environmental criteria, 63% do not adhere to corporate governance criteria, while at the same time, compliance with social criteria is not relevant for 53% of enterprises.

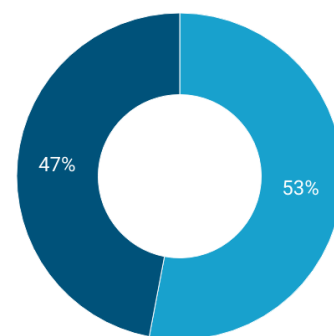
■ No ■ Yes



environmental criteria



social criteria



corporate governance criterion

Thus, 28% saw a decrease in emissions in the current quarter compared to the previous one, while it is worth noting that 34% of companies do not exercise environmental control at sources of emissions and discharges of pollutants.

It is also worth noting that 59% of enterprises have a long-term development strategy, and 30% of enterprises have an additional social support package for employees in the form of voluntary medical insurance and material assistance.

3. Methodological explanations

The index of entrepreneurial confidence of industrial enterprises is calculated as the arithmetic mean of the “balances” of assessments of the level of actual demand and stocks of finished products (the latter with the opposite sign), as well as expected changes in production volumes, in percent.

The Business Confidence Index of trade enterprises is calculated as the arithmetic mean of the “balances” of estimates of the level of the actual economic situation and stocks (the latter with the opposite sign), as well as expected changes in the economic situation, in percent.

The index of business confidence of construction enterprises is calculated as the arithmetic mean of the “balances” of assessments of the actual state of the portfolio of orders, and the expected change in the number of employees in organizations, in percent. The balance should be understood as the difference in the shares of respondents who noted the “increase” and “decrease” of a particular indicator of the economic activity of the surveyed enterprise, as a percentage.

4. Links to related publications

[Business activity of enterprises in Kazakhstan based on the results of market surveys](#)

5. Spreadsheets

Market survey

www.stat.gov.kz / Official statistics / By industry / Small and medium business

Responsible for the release:	Director of the Department:	Executor:	The address:
Department of National Accounts	A. Nakipbekov Tel. +7 7172 749717	M.Abulkasimova Tel. +7 7172 749306 E-mail: m.abulkasimova@aspire.gov.kz	010000, Astana 8 Mangilik El avenue House of Ministries, Entrance 4

© Agency for strategic planning and reforms of the Republic of Kazakhstan Bureau of national statistics