

1. Key points

[SME in the context of organizational and legal forms](#)

[SME by type of economic activity](#)

2. Contribution of SME to the national economy

3. Glossary

4. Methodological notes

5. Links to related publications

6. Useful links

1. Key points

The number of registered SME entities as of October 1, 2023 amounted to 2236.5 thousand units;

SME entities as of October 1, 2023 amounted to 2036.1 thousand units;

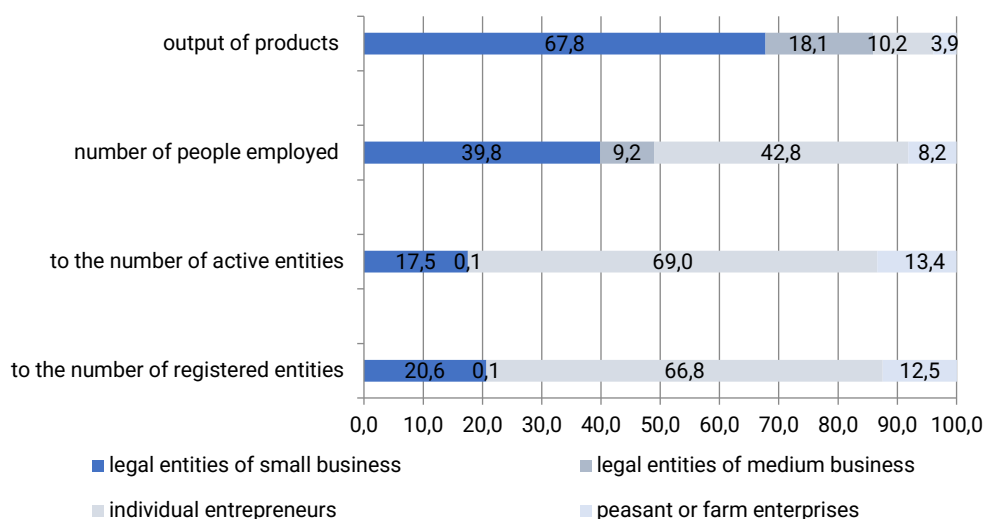
The number of people employed in SME as of October 1, 2023 amounted to 4322.1 thousand people;

The output of products by SME entities in January-September 2023 amounted to 47187.8 billion rubles.

Picture 1

**The structure of the main performance indicators of SME entities
for January-September of 2023**

in percentages



In the total number of operating SME entities, the share of individual entrepreneurs was 69%, legal entities of small business - 17.5%, peasant or farm enterprises - 13.4%, legal entities of medium business - 0.1%.

[SME in the context of organizational and legal forms](#)

In terms of organizational and legal forms, the largest number of registered entities are individual entrepreneurs - 1.5 million units, of which 1.4 million units are active.

The largest number of employed falls on small enterprises - 1.7 million people and individual entrepreneurs - 1.8 million units.

The output of small enterprises amounted to 32 trillion. tenge, which is 67.8% of the total output of all SME entities.

Table 1

Main performance indicators of SME entities

	October 1, 2023	October 1, 2022
Registered small and medium enterprises, units	2 236 501	1 924 475
including:		
small enterprises	459 362	435 434
medium enterprises	2 900	2 825
individual entrepreneurs	1 494 272	1 247 131
farms or farms	279 967	239 085

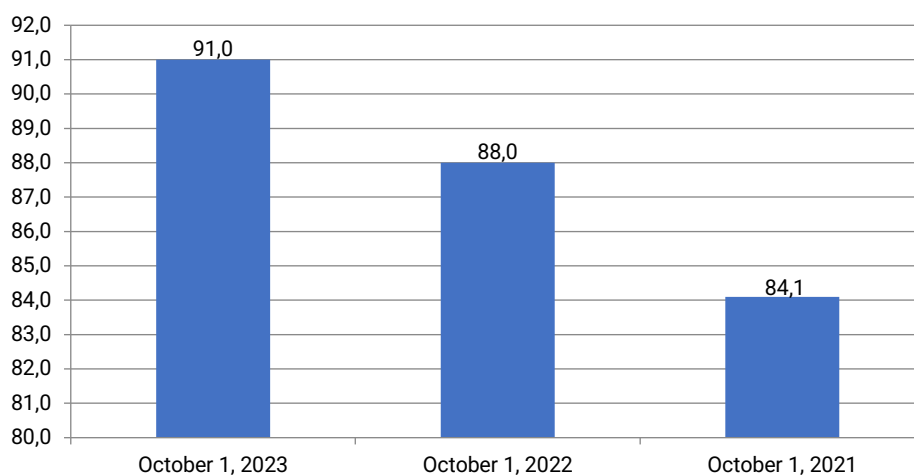
Operating small and medium enterprises, units	2 036 081	1 694 418
including:		
small enterprises	356 523	325 845
medium enterprises	2 809	2 700
individual entrepreneurs	1 403 891	1 135 306
farms or farms	272 858	230 567
Number of people employed in small and medium enterprises, people	4 322 093	3 912 486
including:		
at small enterprises	1 720 915	1 643 471
at medium enterprises	397 206	379 724
from individual entrepreneurs	1 851 468	1 577 960
in farms or farms	352 504	311 331
Output of products by small and medium enterprises, million tenge	47 187 758	39 652 548
including:		
small enterprises	31 986 533	27 487 249
medium enterprises	8 547 652	6 870 400
individual entrepreneurs	4 832 804	3 234 991
farms or farms	1 820 769	2 059 908

Dynamic tables:

Share of active in the total number of registered SME entities

Figure 2

in percentages



The share of operating in the total number of registered SME entities amounted to 91%, which is 3 p.p. above the level of the previous year. The largest share in the regional context prevails in Almaty (94.2%), Kyzylorda (93.9%) and Kostanay (93.6%) regions. The smallest share was recorded in Astana (88.5%).

table 2

Main performance indicators of SME entities

	On October 1, 2023		On October 1, 2022	
	to the number of registered SME entities, units init	to the number of active SME entities, units init	to the number of registered SME entities, units init	to the number of active SME entities, units init
Republic of Kazakhstan	2 236 501	2 036 081	1 924 475	1 694 418
Abai	59 654	54 263	51 675	45 907
Akmola	63 963	58 703	58 182	52 523
Aktobe	96 860	87 270	85 783	77 166
Almaty	143 797	135 457	118 894	107 672
Atyrau	73 604	67 136	65 867	59 082
Batys Kazakhstan	64 755	58 853	55 958	49 643
Zhambyl	121 256	108 642	99 628	84 811
Zhetisu	65 421	59 829	54 756	47 872
Karagandy	113 065	100 448	101 033	87 986
Kostanai	70 158	65 681	63 424	58 881
Kyzylorda	76 312	71 631	67 785	62 695
Mangystau	88 502	82 428	76 509	69 520
Pavlodar	62 104	55 492	56 479	49 821
Soltustik Kazakhstan	38 867	35 304	35 548	31 854
Turkistan	217 752	213 164	175 049	171 263
Ulytau	20 625	19 220	17 238	15 654
Shygys Kazakhstan	72 588	64 851	66 581	58 414

Astana city	257 350	227 835	220 177	191 440
Almaty city	389 649	341 222	339 860	271 181
Shymkent city	140 219	128 652	114 049	101 033
	On October 1, 2023	For January-September 2023	On October 1, 2022	For January-September 2022
	number of people employed in SME, people	in the output of products by SME entities, million tons	number of people employed in SME, people	in the output of products by SME entities, million tons
Republic of Kazakhstan	4 322 093	47 187 758	3 912 486	39 652 548
Abai	105 599	689 732	94 395	457 683
Akmola	145 764	1 118 142	139 969	1 104 027
Aktobe	172 702	1 520 853	173 687	1 174 957
Almaty	246 463	2 534 735	214 181	2 030 793
Atyrau	150 008	3 738 430	149 310	3 635 689
Batys Kazakhstan	126 797	1 620 295	118 310	1 606 015
Zhambyl	170 014	864 880	143 520	720 834
Zhetisu	107 604	688 990	97 270	629 691
Karagandy	237 138	1 875 452	225 695	1 651 297
Kostanai	166 580	1 411 950	164 806	1 473 839
Kyzylorda	125 073	540 449	116 287	429 059
Mangystau	155 042	1 336 034	149 902	1 306 850
Pavlodar	140 780	1 050 487	135 700	934 332
Soltustik Kazakhstan	103 864	700 864	106 185	946 586
Turkistan	292 620	1 210 422	247 179	949 018
Ulytau	31 508	161 351	28 515	120 070
Shygys Kazakhstan	166 653	1 153 266	152 672	941 502
Astana city	522 105	9 817 913	457 479	7 903 973
Almaty city	928 237	13 293 591	799 153	10 329 152
Shymkent city	227 542	1 859 922	198 271	1 307 181

Dynamic tables:

[Number of registered SME entities by region](#)

[Number of active SME entities by region](#)

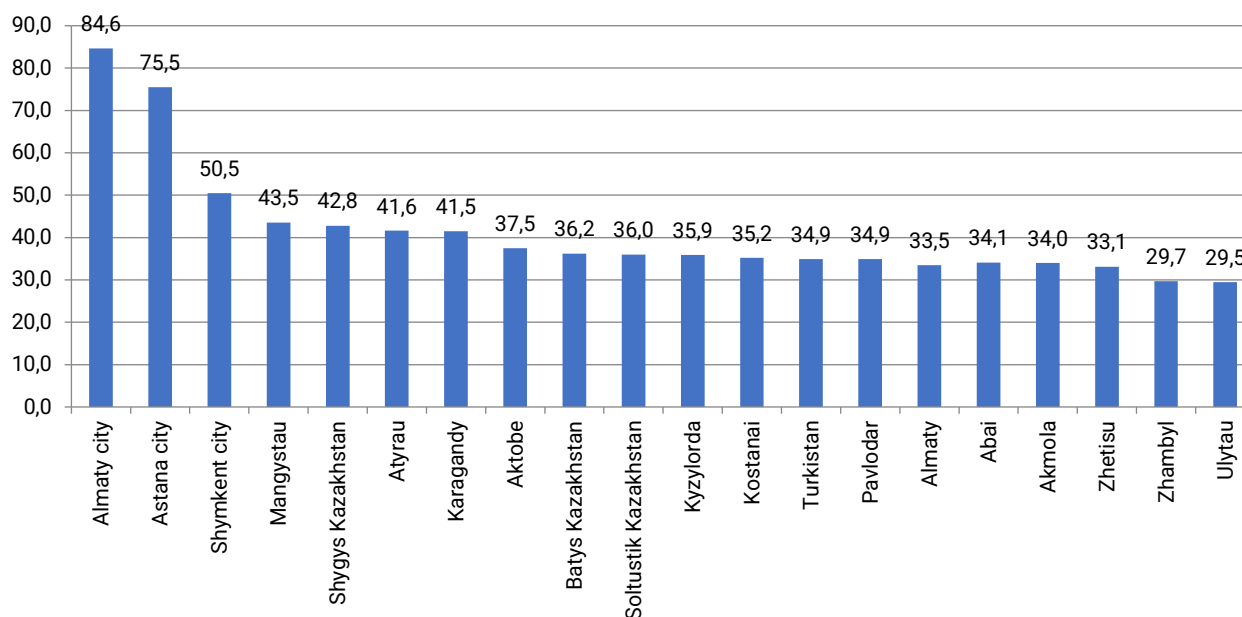
[Number of people employed in SME by regions](#)

[Output of products by SME by region](#)

Figure 3

Share of employed in SME in the economically active population for January-September of 2023

in percentages



SMEs account for 45.2% of the total economically active population of the country. The largest share in the regional context prevails in Almaty and Astana. The smallest share was recorded in the Zhambyl region.

SME by type of economic activity

The number of registered SME entities as of October 1, 2023 amounted to 2236.5 thousand units and increased by 14% compared to the corresponding date in 2022 - 1924.5 thousand units.

The number of operating SME entities as of October 1, 2023 amounted to 2036.1 thousand units and increased by 16.8% compared to the same period in 2022 - 1694.4 thousand units.

The number of people employed in SME as of October 1, 2023 amounted to 4322 thousand people, which is 10.5% more.

The output of products by SME entities for January-September 2023 amounted to 47187.8 billion tenge and increased by 19% compared to the corresponding period of 2022 in comparable prices.

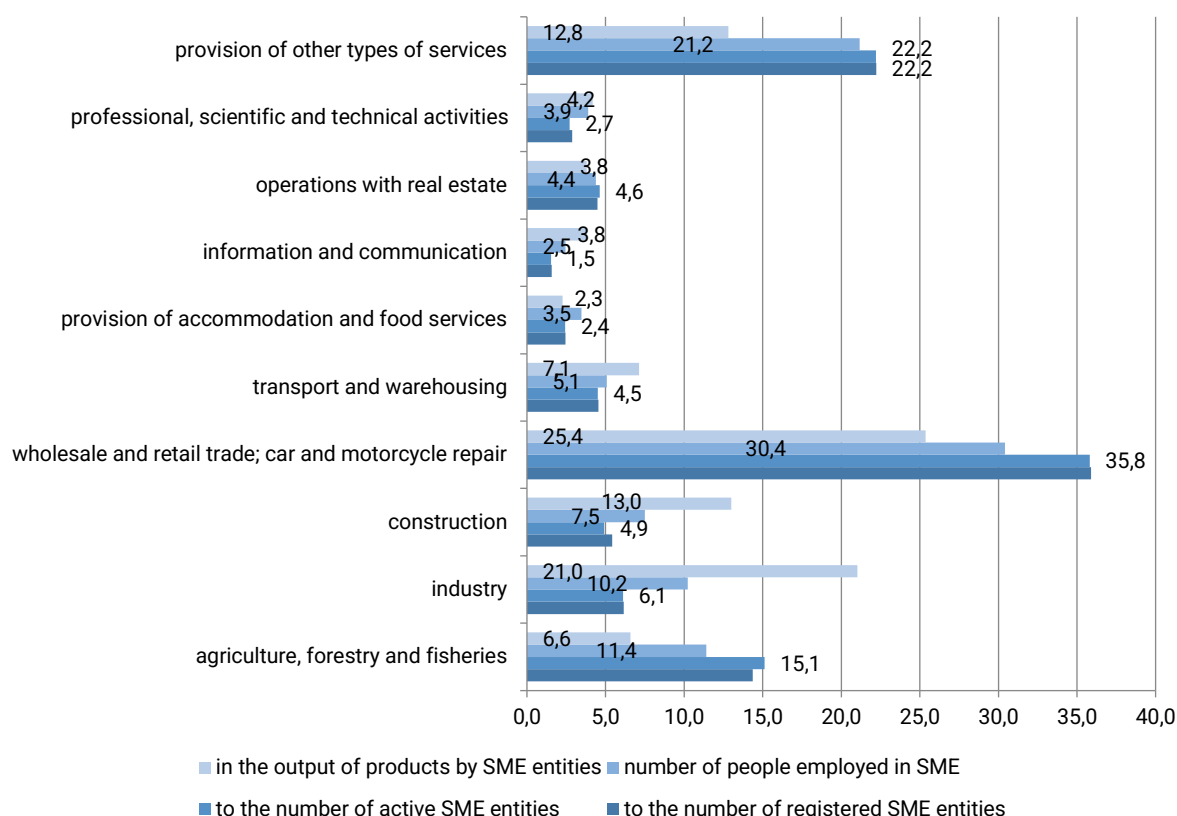
Table3

Main performance indicators of SME entities by type of economic activity

	Number of registered SME entities, units		Number of active SME entities, units		Number of people employed in SME, pers.		Output of products by SME entities, million tenge	
	as of October 1, 2023	as of October 1, 2022	as of October 1, 2023	as of October 1, 2022	as of October 1, 2023	as of October 1, 2022	for January-September 2023	for January-September 2022
Total	2 236 501	1 924 475	2 036 081	1 694 418	4 322 093	3 912 486	47 187 758	39 652 548
Agriculture, forestry and fisheries	321 387	282 366	307 943	266 320	493 028	453 595	3 107 294	3 237 829
Industry	137 650	103 120	124 574	89 173	442 495	401 627	9 918 334	8 558 694
Mining industry and quarrying	5 833	5 408	4 843	4 368	41 515	41 028	2 641 145	2 305 370
Processing industry	125 039	91 370	113 992	79 634	362 801	324 869	6 403 760	5 589 159
Supply of electricity, gas, steam, hot water and air conditioning	2 348	2 160	1 982	1 734	16 491	15 267	684 911	515 777
Water supply; collection, treatment and disposal of waste, activities for the elimination of pollution	4 430	4 182	3 757	3 437	21 688	20 463	188 518	148 388
Construction	121 113	112 722	100 236	90 986	323 845	323 812	6 137 806	5 008 173
Wholesale and retail trade; car and motorcycle repair	802 676	668 401	728 984	586 460	1 314 703	1 162 428	11 967 269	11 123 806
Transport and warehousing	101 942	94 049	91 606	81 553	219 556	195 423	3 367 099	2 420 456
Provision of accommodation and food services	54 758	50 060	49 646	44 156	150 122	142 999	1 068 080	823 621
Information and communication	35 137	30 845	31 051	26 105	106 059	85 937	1 812 565	1 064 514
Financial and insurance activities	7 880	8 063	5 377	5 140	26 843	23 422	664 774	530 919
Operations with real estate	100 557	94 592	94 277	83 030	189 216	175 837	1 793 080	1 482 920
Professional, scientific and technical activities	64 327	63 529	55 456	53 098	168 541	159 739	1 970 165	1 460 085
Activities in the field of administrative and support services	61 624	52 942	55 255	45 461	198 223	180 942	1 672 035	1 312 982
Education	43 524	35 996	39 981	32 355	149 762	135 344	487 127	348 165
Public health and social services	19 705	16 623	18 268	15 092	90 488	90 212	559 760	489 899
Arts, entertainment and recreation	19 743	17 351	17 655	14 728	39 819	35 973	1 301 039	856 600
Provision of other types of services	344 478	293 816	315 772	260 761	409 393	345 098	1 361 331	933 749

Figure 4

The structure of the main performance indicators of SME entities in the context of FEA for January-September of 2023



The largest share of the number of entities, the number of employees and output prevails in the industry «Wholesale and retail trade; repair of cars and motorcycles»

2. Contribution of SME to the national economy

According to official statistics, the share of SME in GDP for January-September 2023 in the republic amounted to 36.5% and increased by 0.5 percentage points compared to the corresponding period last year.

Table 4

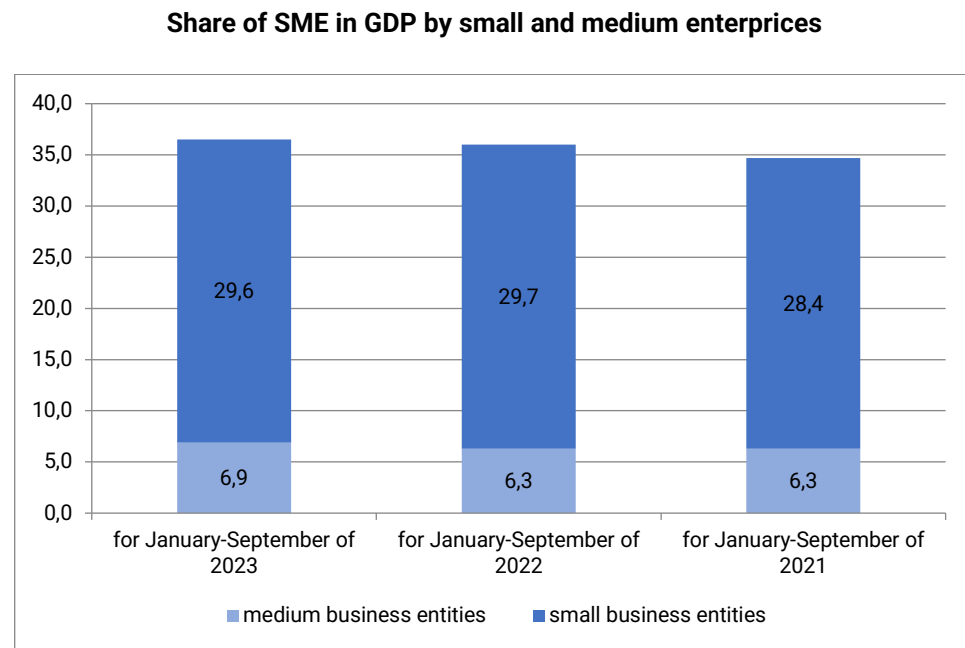
Share of SME in GDP (GRP)

	for January-September 2023		for January-September 2022	
	GVA SME, million tenge	share in GDP (GRP), in percent	GVA SME, million tenge	share in GDP (GRP), in percent
Republic of Kazakhstan	27 604 326,4	36,5	23 585 490,6	36,0
Abai	359 064,3	18,6	248 355,0	17,1
Akmola	604 077,0	26,2	597 813,8	28,4
Aktobe	853 793,1	27,0	729 087,0	24,2
Almaty	1 462 649,7	47,3	1 155 864,9	45,5
Atyrau	2 426 763,8	25,1	2 043 176,4	22,7
Batys Kazakhstan	1 005 860,7	33,2	930 725,8	32,4
Zhambyl	391 161,5	20,5	378 655,3	22,8
Zhetisu	386 153,3	32,0	374 385,1	41,0
Karagandy	1 010 493,8	19,7	871 305,2	18,3
Kostanai	772 107,7	28,5	826 314,3	31,9
Kyzylorda	331 349,1	17,7	279 456,4	16,9
Mangystau	987 477,8	28,0	975 159,1	30,4
Pavlodar	504 207,8	19,8	464 925,2	18,1
South Kazakhstan	390 037,6	25,4	520 576,3	36,3
Turkistan	568 706,2	21,1	527 941,1	23,6
Ulytau	59 773,2	4,9	58 228,9	5,0
Shyngys Kazakhstan	697 857,6	22,3	564 325,1	20,9
Astana city	5 837 506,4	74,5	4 655 487,1	75,7
Almaty city	7 751 580,8	53,1	6 525 835,6	57,5
Shymkent city	1 203 705,0	49,2	857 873,0	40,7

Dynamic kesteler:

[Gross value added SME for 2022-2023](#)

Figure 5



In the context of the categories of entities, 29.6% is the share of small business and 6.9% is the share of medium business.

3 . Glossary

Individual entrepreneurship - an independent, initiative activity of citizens of the Republic of Kazakhstan, oralmans, aimed at obtaining net income, based on the property of individuals themselves and carried out on behalf of individuals, at their risk and under their property responsibility.

A peasant or farm enterprise - a labor association of persons in which the implementation of individual entrepreneurship is inextricably linked with the use of agricultural land for the production of agricultural products, as well as the processing and marketing of these products.

Type of economic activity - an activity in which equipment, labor, production processes, information networks and products are combined, which leads to the creation of homogeneous products (goods, services). The type of economic activity is characterized by costs, the production process and the products produced. Each registered small business entity is assigned the type of economic activity that provides the greatest increase in value added, i.e. is basic.

Output - the cost of all manufactured products and services rendered at producer prices.

4 . Methodological notes

Small and medium enterprises include legal entities, individual entrepreneurs and peasant or farm enterprises, whose activities are regulated by the Entrepreneurial Code of the Republic of Kazakhstan.

Small business entities include individual entrepreneurs without forming a legal entity and legal entities engaged in entrepreneurship, with an average annual number of employees of not more than one hundred people and an average annual income of not more than three hundred thousand times the monthly calculation index established by the law on the republican budget and effective as of January 1 of the corresponding financial year.

Medium enterprises include individual entrepreneurs and legal entities engaged in entrepreneurship, not related to small and large enterprises

5 . Links to related publications

[Small and medium enterprises in the Republic of Kazakhstan \(spreadsheets\)](#)

6 . Useful links

Methodology for calculating the indicators of small and medium enterprises
Small and medium business. Information and analytical system "Taldau"

Responsible for release: Department of National Accounts	Director of the Department: A . Nakipbekov Tel. +7 7172 749717	Executor: A. Kurmanbayeva Tel. +7 7172 749814 E-mail: a.kurmanbaeva@aspire.gov.kz_	Address: 010000, Astana city Mangilik el avenue, 8 House of Ministries, entrance 4
--	---	---	--