



Agency for Strategic planning  
and reforms of the  
Republic of Kazakhstan  
Bureau of National statistics

## On domestic trade in the Republic of Kazakhstan

Date of release: 12.12.2023

Date of next release: 12.01.2024

### 1. Key points;

1.1 Retail trade;

1.2 Wholesale trade;

1.3 Commodity exchanges;

1.4 Trading markets;

### 2. Dynamics: main indicators of domestic trade;

### 3. Glossary;

### 4. Methodological explanations;

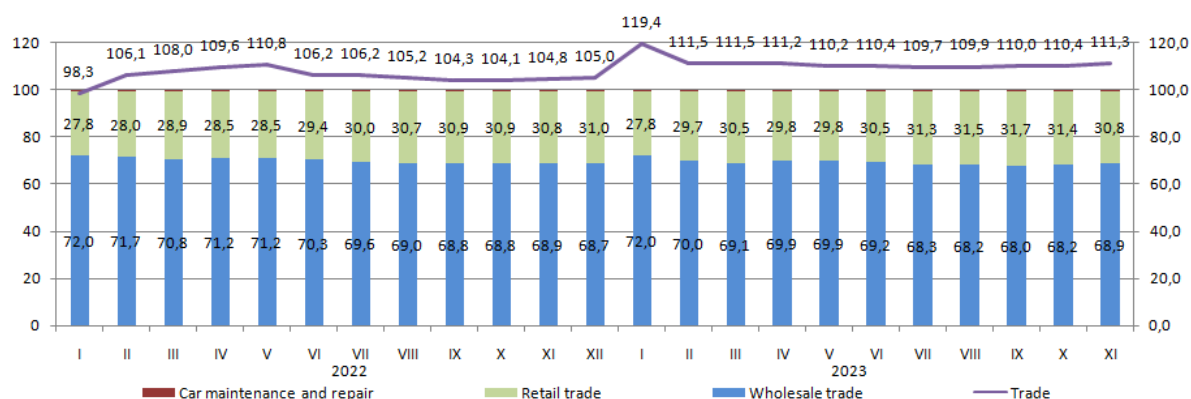
### 5. Links to related publications;

### 6. Useful links.

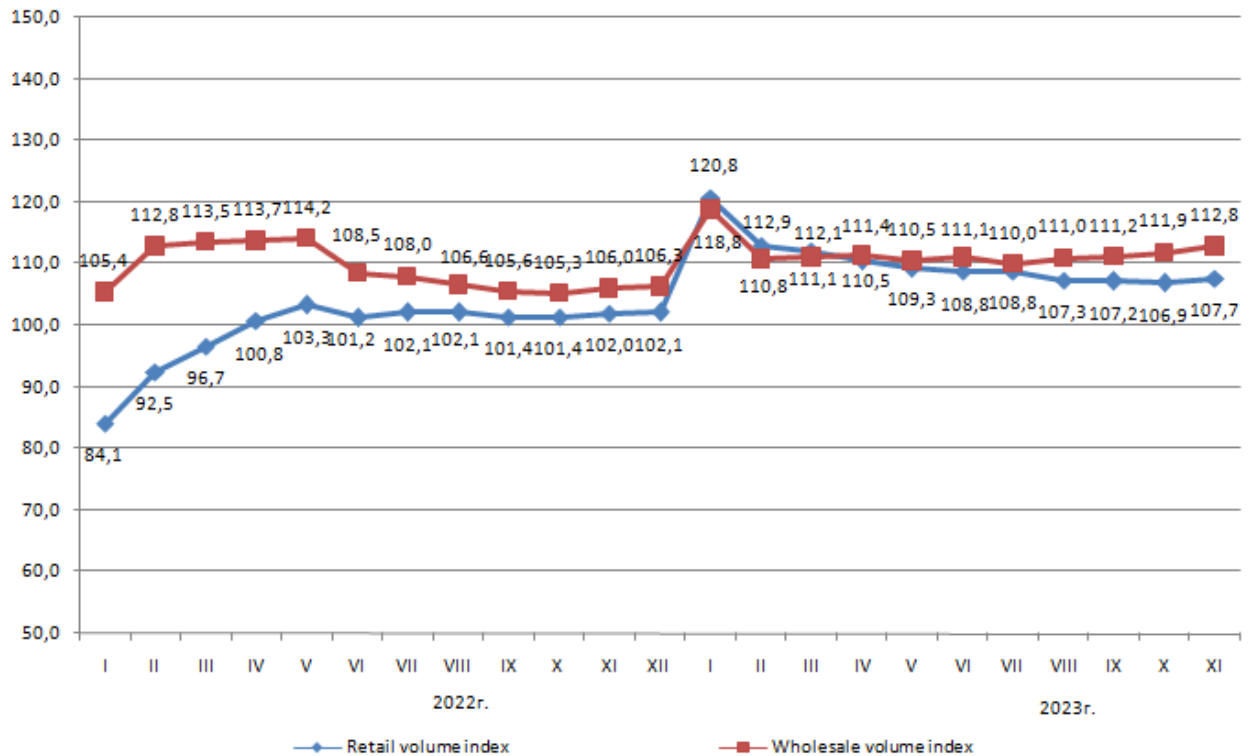
### 1. Key points

- IPV in the Trade sector in January-November 2023 compared to the corresponding period last year amounted to 111.3% (January-November 2022 – 104.8%).
- In January-November 2023, IPV of wholesale trade amounted to 112.8% (in January-November 2022 – 106%). IPV of the retail trade amounted to 107.7% (in January-November 2022 – 102%).
- A significant share in the total volume of the industry falls on wholesale trade, the share of which is 68.9%, the share of retail trade is 30.8%.

**Picture 1. Physical volume index by industry Trade, in % to the corresponding period of the previous year**

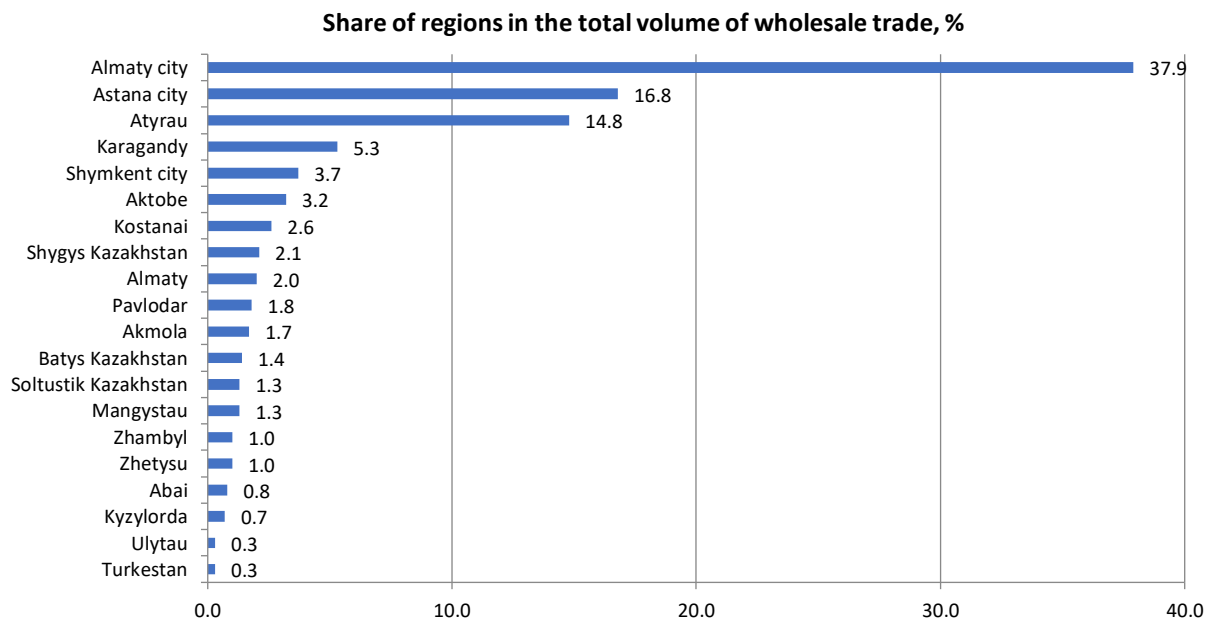


**Picture 2. Index of physical volume of retail and wholesale trade, in % to the corresponding period of the previous year**



The volume of wholesale trade in January-November 2023 amounted to 36817.7 billion tenge, or 112.8% compared to the corresponding period in 2022. Non-food products and industrial and technical products (82.7%) dominate in the structure of wholesale trade.

The largest share in the total wholesale trade of the republic in January-November 2023 falls on Almaty city (37.9%), Astana city (16.8%), Atyrau region (14.8%), Karaganda region (5.3%).



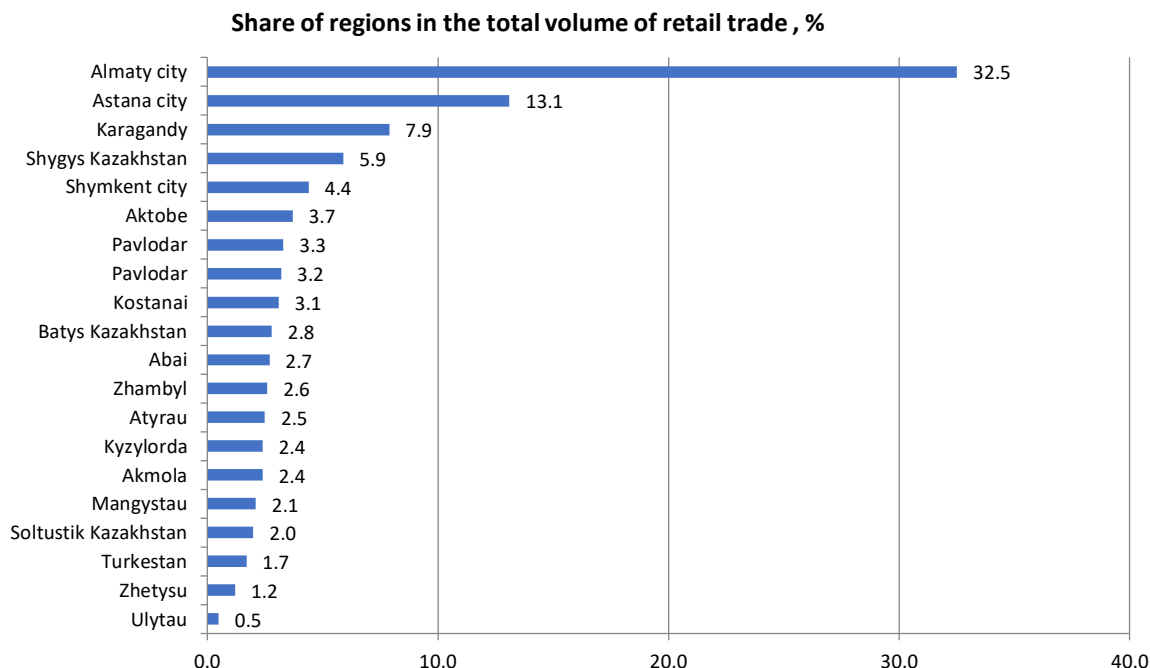
The volume of retail trade in January-November 2023 amounted to 16793.1 billion tenge, which is 7.7% more than the level of the corresponding period in 2022. Retail sales of goods by trading enterprises increased by 11.7%, by individual entrepreneurs, including those trading in markets, including by 0.1% compared to January-November 2022.

From the beginning of the year, the turnover from the retail sale of goods by enterprises of private ownership received in the amount of 15115 billion tenge (90% of the total volume of retail trade), foreign ownership – 1678.1 billion tenge (10%).

As of December 1, 2023, the volume of commodity stocks of trading enterprises (for reporting enterprises) in retail trade amounted to 1563.3 billion tenge, in trading days - 65 days.

The share of food products in the total volume of retail trade is 32.4%, non-food products - 67.6%. The volume of sales of food products compared with January-November 2022 decreased by 3.9%, non-food products increased by 14.3%.

The largest share in the total retail trade of the republic in January-November 2023 falls on Almaty city (32.5%), Astana city (13.1%), Karaganda city (7.9%) and Shygys Kazakhstan region (5.9%).



### 3. Glossary

Retail trade - resale (sale without processing) of new and used goods to the public for personal consumption, home use or disposal.

Wholesale trade - resale (sale without processing) of new and used goods to retailers, industrial, commercial, institutional or professional users or other wholesalers, as well as persons acting as agents or brokers when purchasing goods on behalf of such persons or companies or selling goods to them.

Index of the physical volume - a relative indicator that characterizes the change in the volume of sales of commodity mass (quantitative factor of commodity turnover) in the current period compared to the base one.

Commodity stocks - the amount of goods in cash or in kind, located in trading enterprises, in warehouses, in transit on a certain date.

### 4. Methodological explanation

The volume of sales of goods and services characterizes the amount of cash proceeds received for the sold goods, products and services rendered for cash and non-cash payments.

The index of the physical volume of turnover shows how the turnover changes as a result of changes only in its physical volume, excluding the influence of price changes.

To calculate the index of the physical volume of sales of goods (services), the turnovers of the reporting and base periods are compared in the prices of the same period taken as the base period (in constant prices).

### 5. Links to related publications

[The volume of sales of goods and services in the Republic of Kazakhstan January-November 2023](#)

[The volume of services rendered for the maintenance and repair of cars](#)

[The volume of services rendered for the provision and provision of food and beverages](#)

[Volume of wholesale trade](#)

### 6. Useful links

["Methodology for the formation of indicators for domestic trade statistics"](#)

"Methodology for constructing the consumer price index (CPI)"

"On the volume of sales of goods and services, Quality Report, 2022"

"Statistics of domestic trade, Information and analytical system "Taldau"

---

<b>Responsible for the release:</b> Department of Services and Energy Statistics	<b>Department Director:</b> G. Karaulova Tel. +7 7172 749060	<b>Executor:</b> A.Nyssanbay Tel. +7 7172 749336	<b>Address:</b> 010000, Astana Mangilik el avenue, 8 House of Ministries, entrance 4
--	--	--	---

---